



US00D768240S

(12) **United States Design Patent**
Kim

(10) **Patent No.:** **US D768,240 S**

(45) **Date of Patent:** **** Oct. 4, 2016**

(54) **GRIP FOR A WRITING IMPLEMENT**

(71) Applicant: **Jae Kim**, San Francisco, CA (US)

(72) Inventor: **Jae Kim**, San Francisco, CA (US)

(**) Term: **14 Years**

(21) Appl. No.: **29/522,592**

(22) Filed: **Apr. 1, 2015**

(51) **LOC (10) Cl.** **19-06**

(52) **U.S. Cl.**
USPC **D19/199**

(58) **Field of Classification Search**
USPC D14/411; D19/115–204
CPC B43K 5/005; B43K 5/16; B43K 7/00;
B43K 7/10; B43K 7/12; B43K 8/02; B43K
8/022; B43K 8/024; B43K 8/04
See application file for complete search history.

(56) **References Cited**

U.S. PATENT DOCUMENTS

- 581,287 A * 4/1897 Hodgson B62K 21/26
16/421
- 616,746 A * 12/1898 Taylor B62D 1/06
16/421
- 1,868,441 A * 7/1932 Colfelt B43K 23/004
15/443
- D328,759 S * 8/1992 Pozil 401/6
- 5,143,463 A * 9/1992 Pozil G09B 11/02
15/443
- 5,470,162 A * 11/1995 Rubin B43K 5/005
15/443
- 5,475,896 A * 12/1995 Wang A47B 95/02
16/421
- D422,634 S * 4/2000 Osepchuk D19/186

- D424,112 S * 5/2000 Hazzard D19/159
- D432,168 S * 10/2000 Provda D19/203
- 6,179,504 B1 * 1/2001 Jones B43K 29/087
401/195
- 6,315,476 B2 * 11/2001 Nakagawa 401/6
- 6,328,494 B1 * 12/2001 Moxon B43K 5/005
15/443
- 6,435,749 B1 * 8/2002 Lecce B43K 23/12
24/10 R
- D476,034 S * 6/2003 Rommel D19/199
- D502,734 S * 3/2005 Davis D10/86
- D540,860 S * 4/2007 Jaricot D19/177
- D541,857 S * 5/2007 Jaricot D19/177
- D569,904 S * 5/2008 Shinna D19/117
- D710,942 S * 8/2014 Pincus D19/203
- 2016/0107476 A1 * 4/2016 Bussie B43K 19/003
29/428

* cited by examiner

Primary Examiner — Elizabeth Albert

(57) **CLAIM**

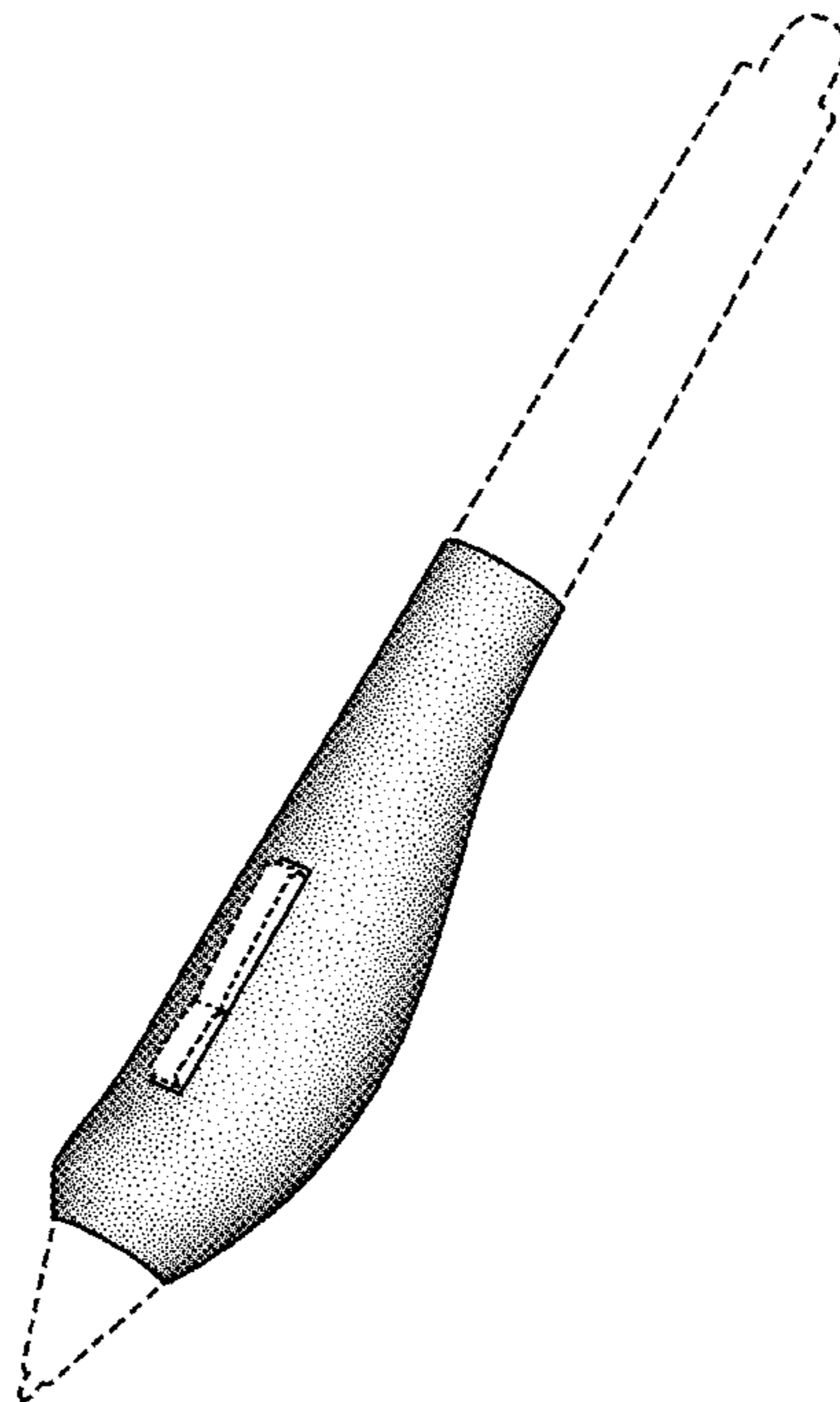
The ornamental design for a grip for a writing implement, as shown and described.

DESCRIPTION

FIG. 1 is a perspective view of a grip for a writing implement showing my new design;
 FIG. 2 is a front view thereof;
 FIG. 3 is a side view thereof;
 FIG. 4 is a back view thereof;
 FIG. 5 is a top view thereof; and,
 FIG. 6 is a bottom view thereof.

The broken lines in the drawings of FIGS. 1-6 are included for the purpose of showing portions of the grip for a writing implement that form no part of the claimed design.

1 Claim, 5 Drawing Sheets



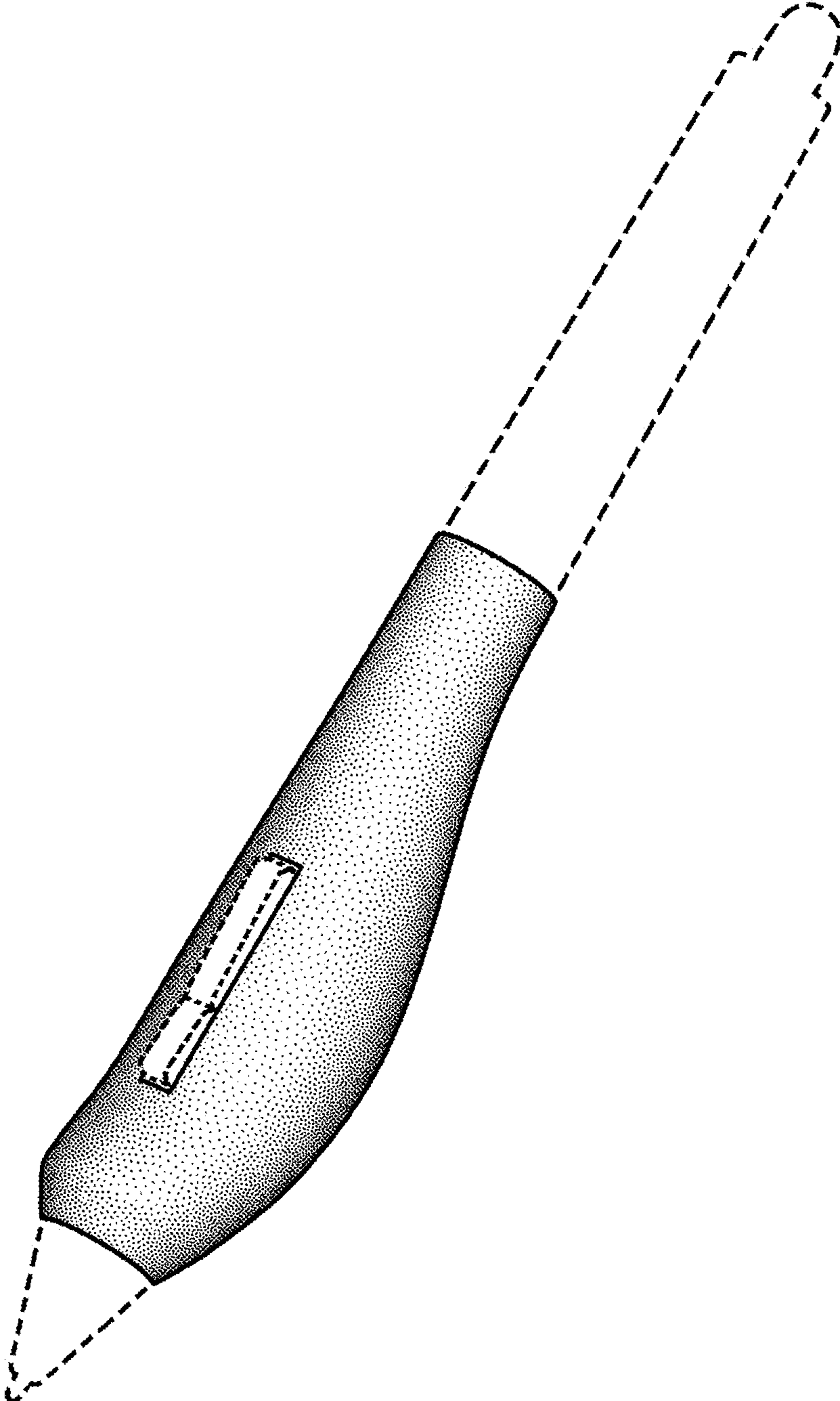


Fig. 1

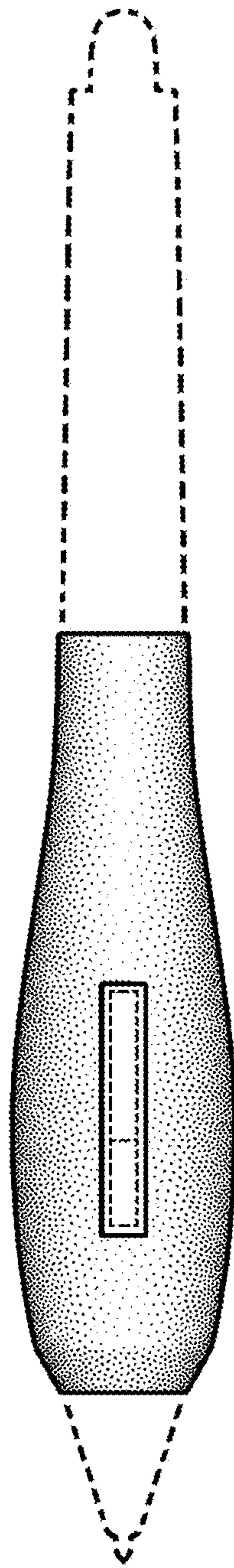


Fig. 2

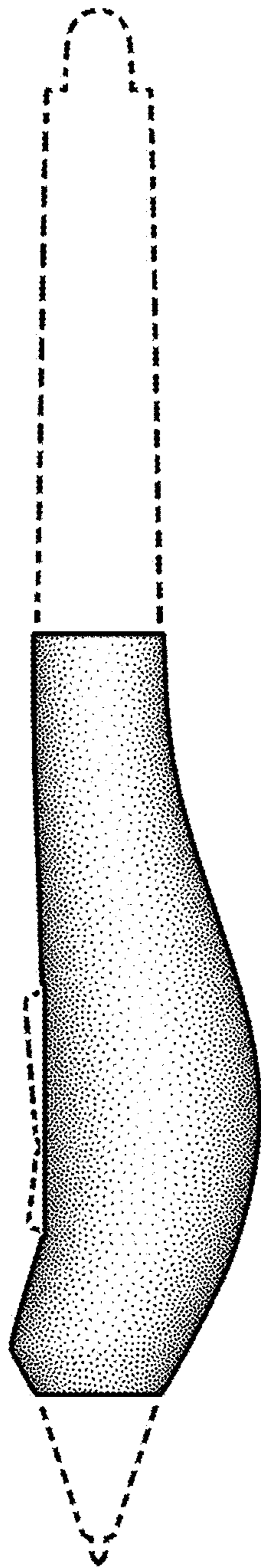


Fig. 3

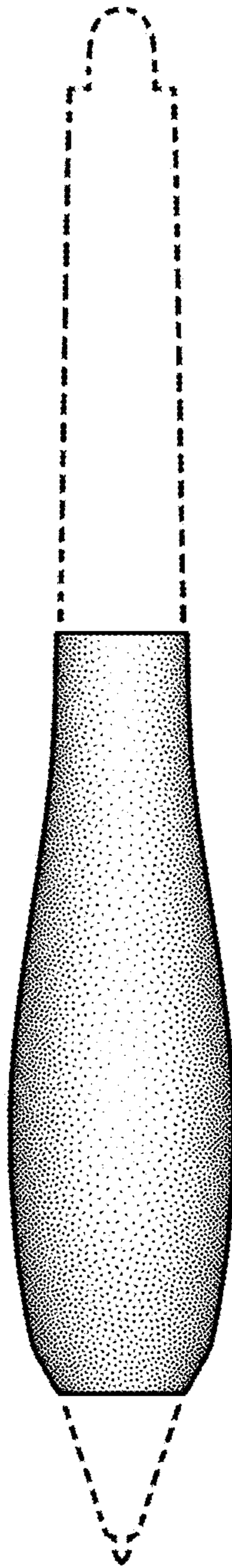


Fig. 4

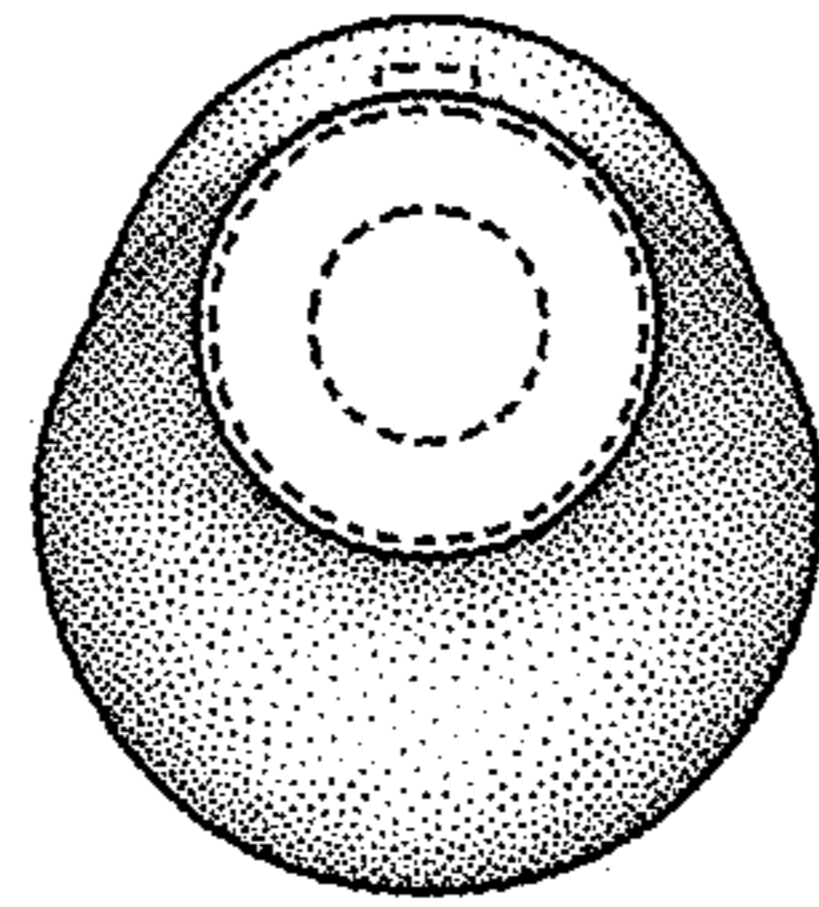


Fig. 5

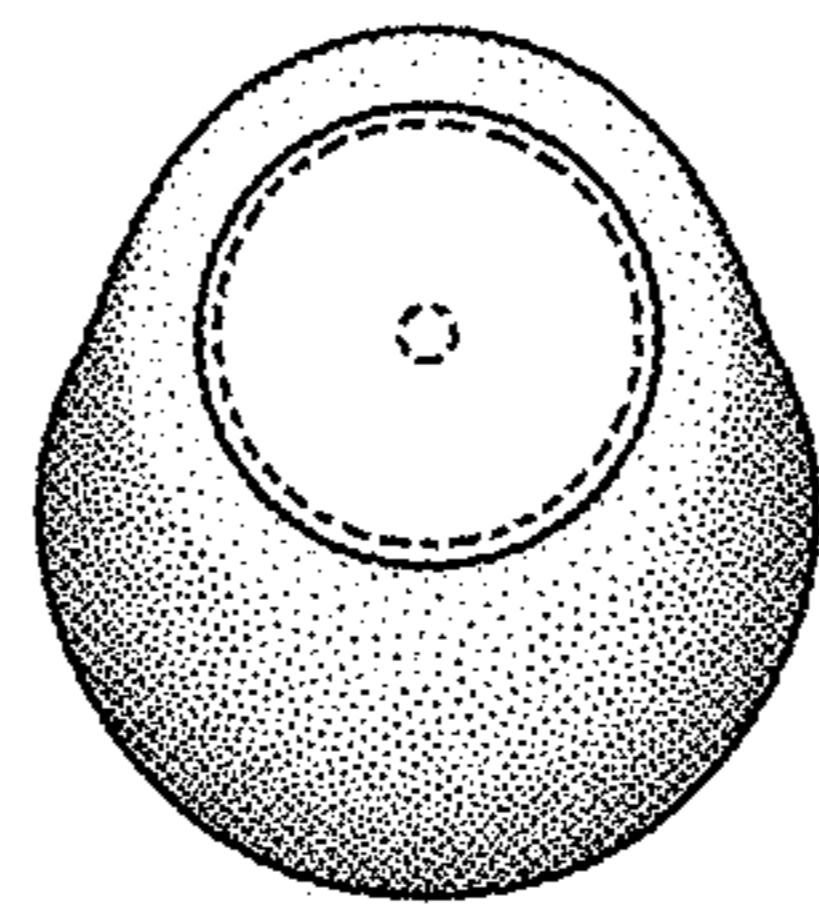


Fig. 6