



US00D768213S

(12) **United States Design Patent**  
**Lee et al.**

(10) **Patent No.:** **US D768,213 S**  
(45) **Date of Patent:** **\*\* Oct. 4, 2016**

(54) **REFRIGERATOR**

D754,220 S \* 4/2016 Seo ..... D15/89  
D754,760 S \* 4/2016 Seo ..... D15/89  
D754,761 S \* 4/2016 Hwang ..... D15/89

(71) Applicant: **Samsung Electronics Co., Ltd.**,  
Suwon-si, Gyeonggi-do (KR)

(72) Inventors: **Junkyo Lee**, Seongnam-si (KR);  
**Jangwon Kim**, Seoul (KR)

(73) Assignee: **SAMSUNG ELECTRONICS CO., LTD.**,  
Suwon-Si, Gyeonggi-Do (KR)

(\*\*) Term: **15 Years**

(21) Appl. No.: **29/534,403**

(22) Filed: **Jul. 28, 2015**

(30) **Foreign Application Priority Data**

Feb. 9, 2015 (KR) ..... 30-2015-0006900

(51) **LOC (10) Cl.** ..... **15-07**

(52) **U.S. Cl.**  
USPC ..... **D15/89**

(58) **Field of Classification Search**

USPC ..... D15/79-91  
CPC .... F25B 21/02; F25B 2321/02; F25B 1/005;  
F25B 2321/0252; F25B 1/00; F25B 1/10;  
F25B 21/04; F25B 2339/047; F25B 5/02;  
F25B 7/00; F25B 13/00; F25B 1/053; F25B  
2309/06; F25B 2321/021; F25B 2321/023;  
F25D 23/028; F25D 23/02; F25D 25/025;  
F25D 23/00; F25D 2323/021; F25D 11/00;  
F25D 2323/024; F25D 23/04; F25D 29/00;  
F25D 25/02; F25D 25/024; F25D 27/005;  
F25D 23/12; F25D 29/005; F25D 17/042;  
F25D 2325/021

See application file for complete search history.

(56) **References Cited**

**U.S. PATENT DOCUMENTS**

D514,139 S 1/2006 Ertz et al.  
D735,252 S \* 7/2015 Lee ..... D15/89

**FOREIGN PATENT DOCUMENTS**

CN 302154420 S 10/2012  
EM 000589338 10/2006  
JP D1514781 1/2015  
KR 30-0775769 9/2014

\* cited by examiner

*Primary Examiner* — Daniel Bui

*Assistant Examiner* — Khawaja Anwar

(74) *Attorney, Agent, or Firm* — Ladas & Parry LLP

(57) **CLAIM**

We claim the ornamental design for a refrigerator, as shown and described.

**DESCRIPTION**

FIG. 1 is a perspective view of a refrigerator showing our new design;  
FIG. 2 is a front view thereof;  
FIG. 3 is a rear view thereof;  
FIG. 4 is a left side view thereof;  
FIG. 5 is a right side view thereof;  
FIG. 6 is a top view thereof;  
FIG. 7 is a bottom view thereof;  
FIG. 8 is an enlarged view of the portion 8 of FIG. 1; and,  
FIG. 9 is a partially enlarged view showing the portion 8 of FIG. 1 seen from a left direction.

The broken lines shown in the drawings form no part of claimed design.

The dot-dash broken lines encircling enlargement portions of the design form no part of the claimed design.

**1 Claim, 9 Drawing Sheets**

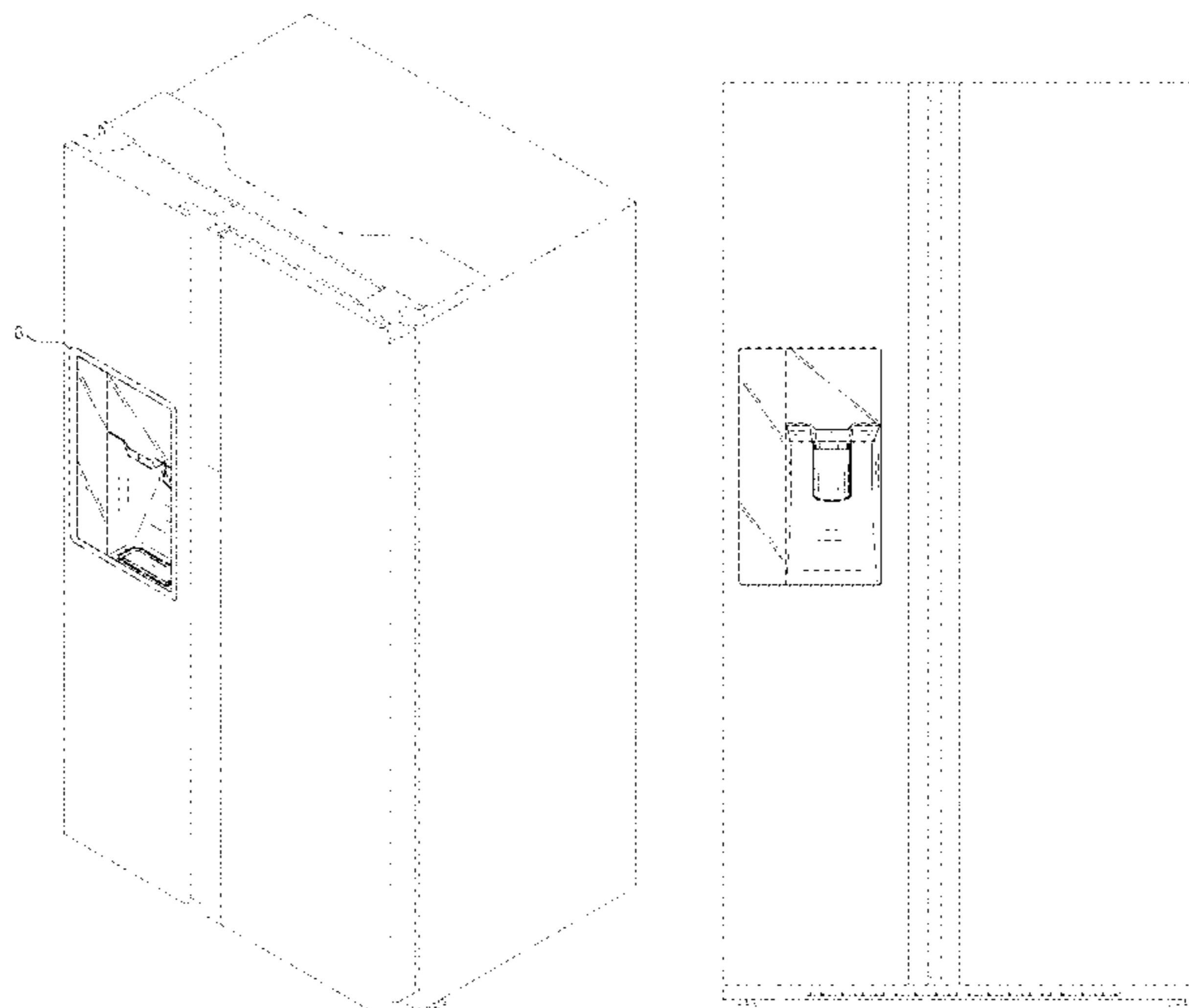


FIG. 1

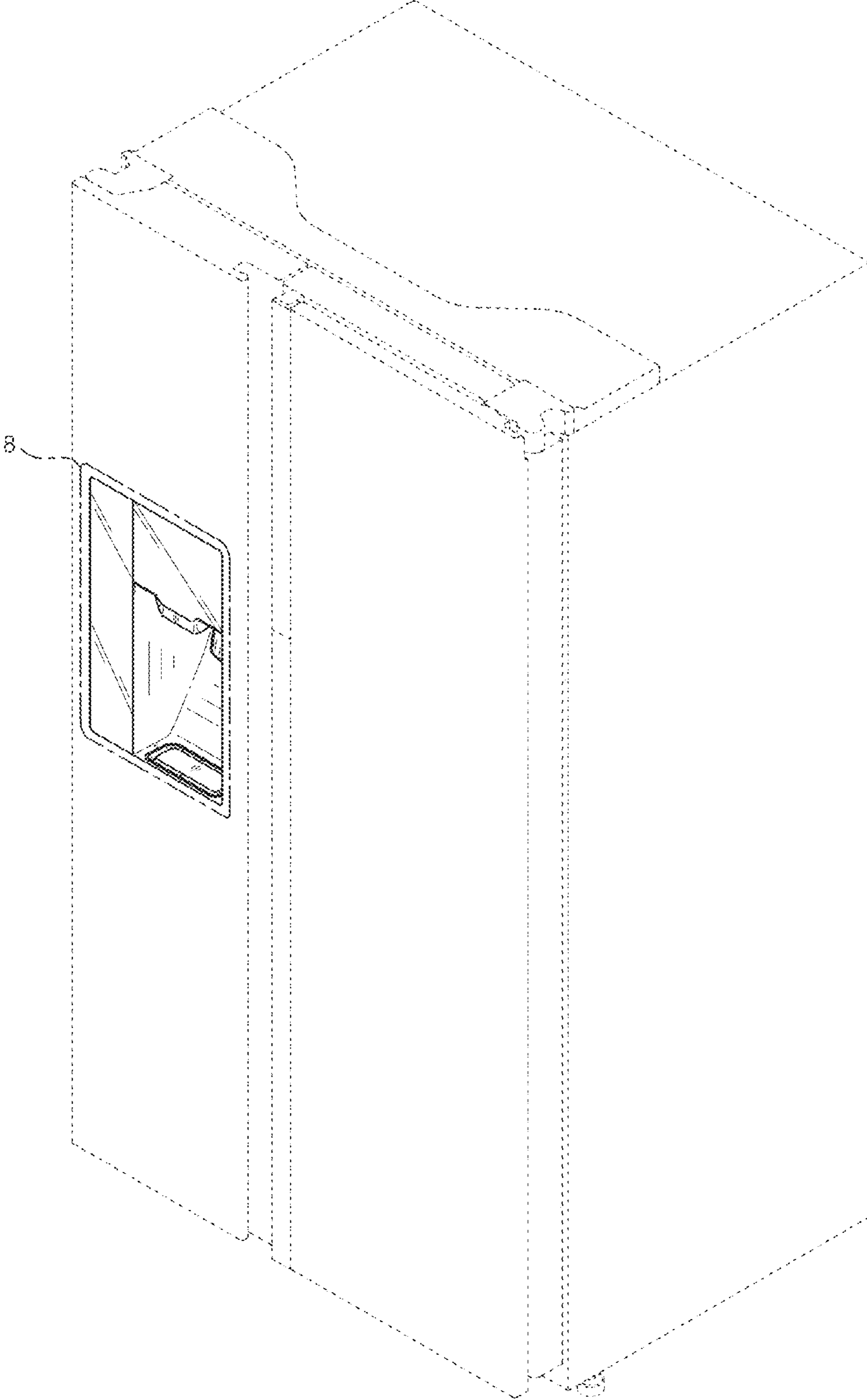


FIG. 2

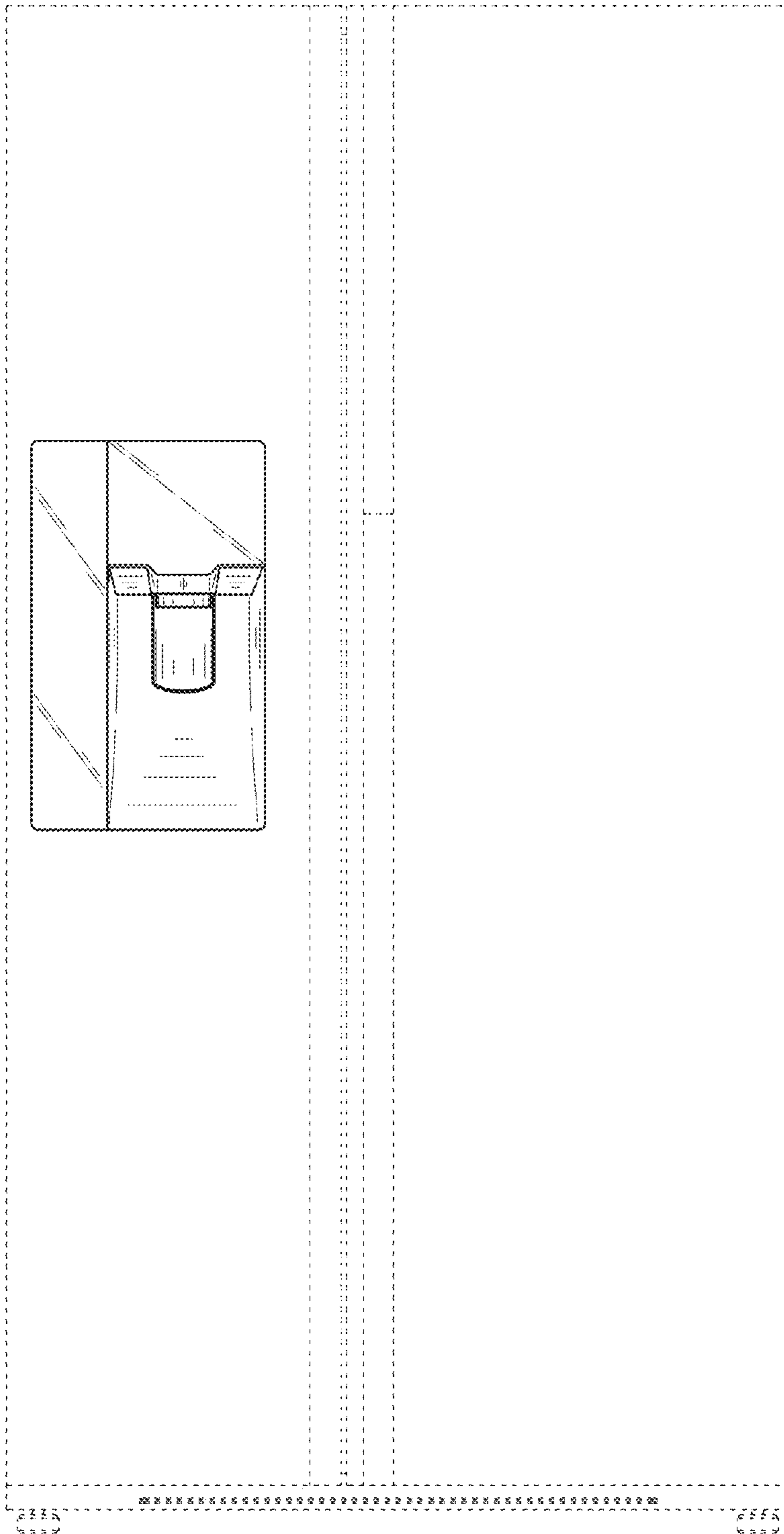


FIG. 3




FIG. 4




FIG. 5

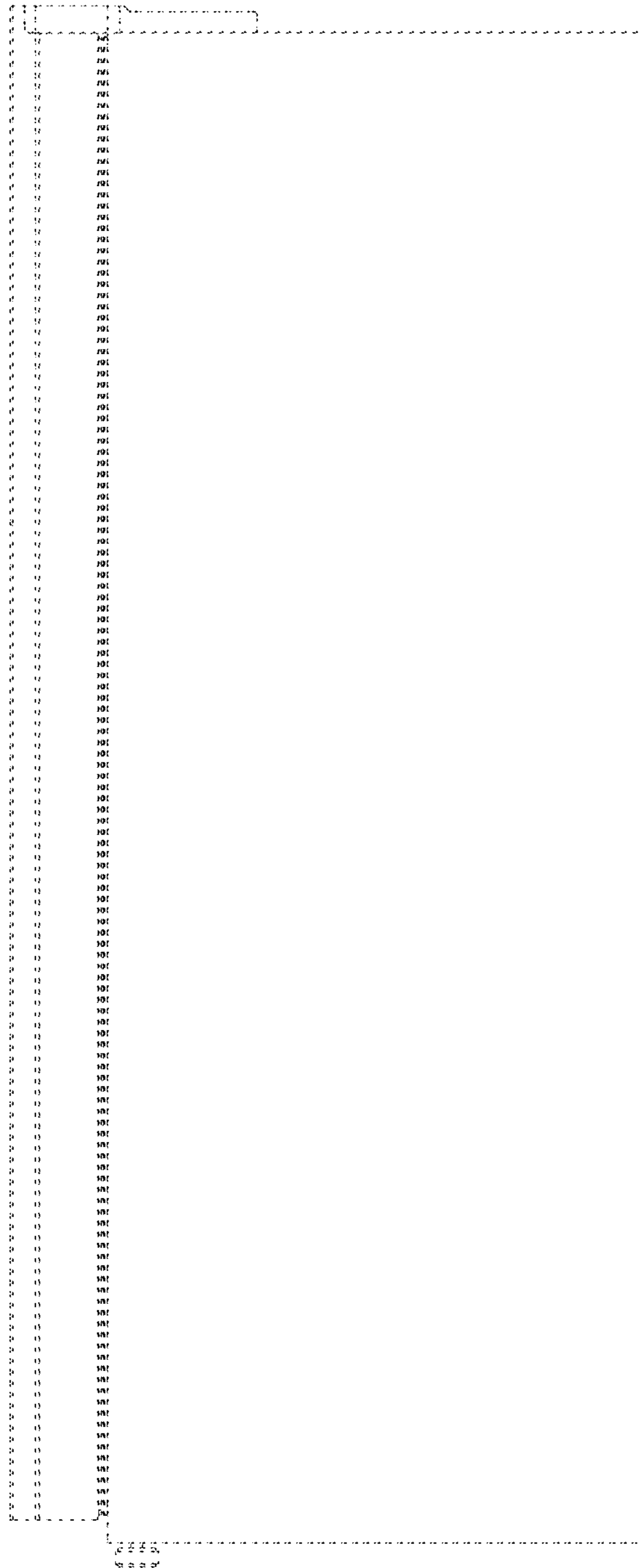


FIG. 6

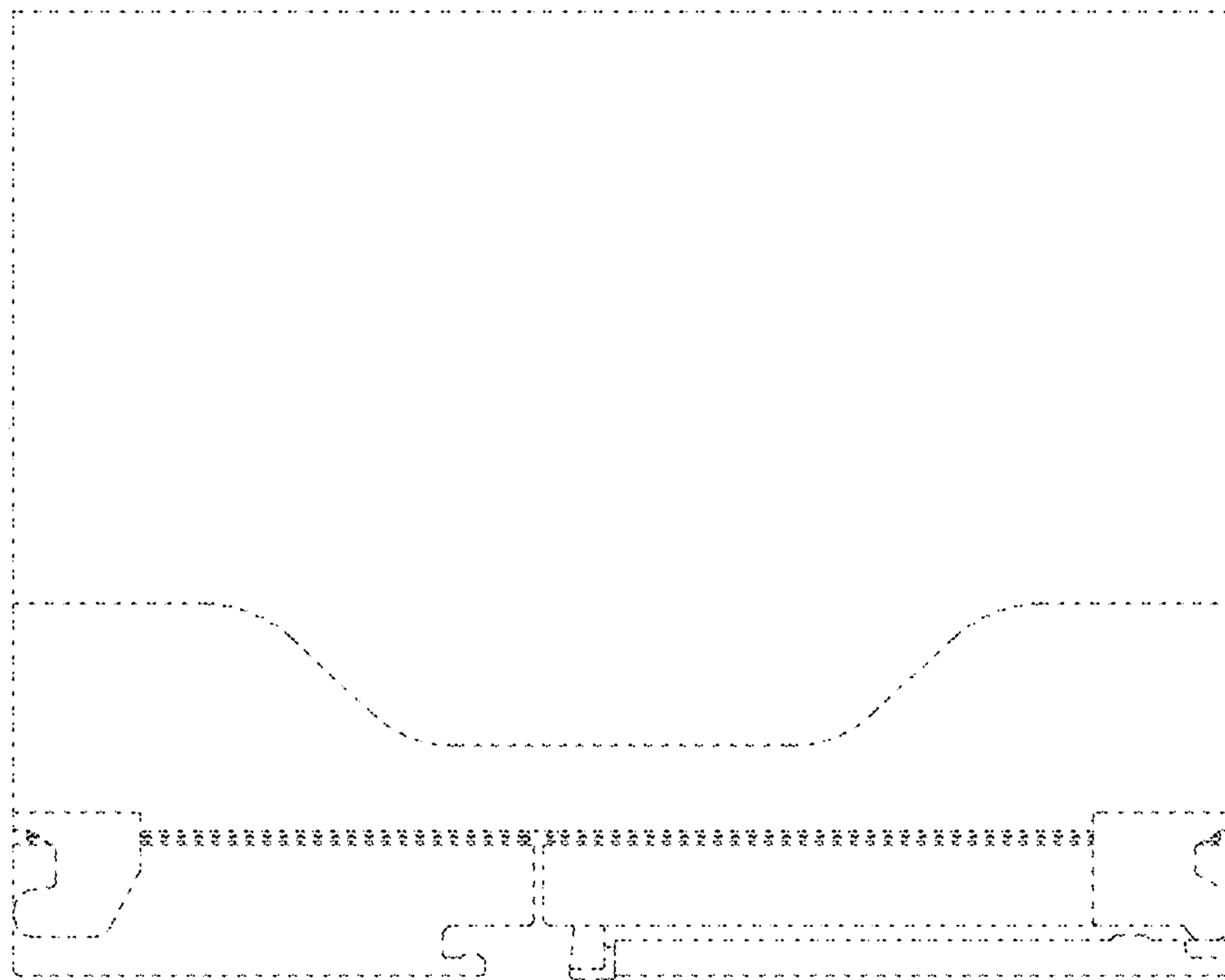


FIG. 7

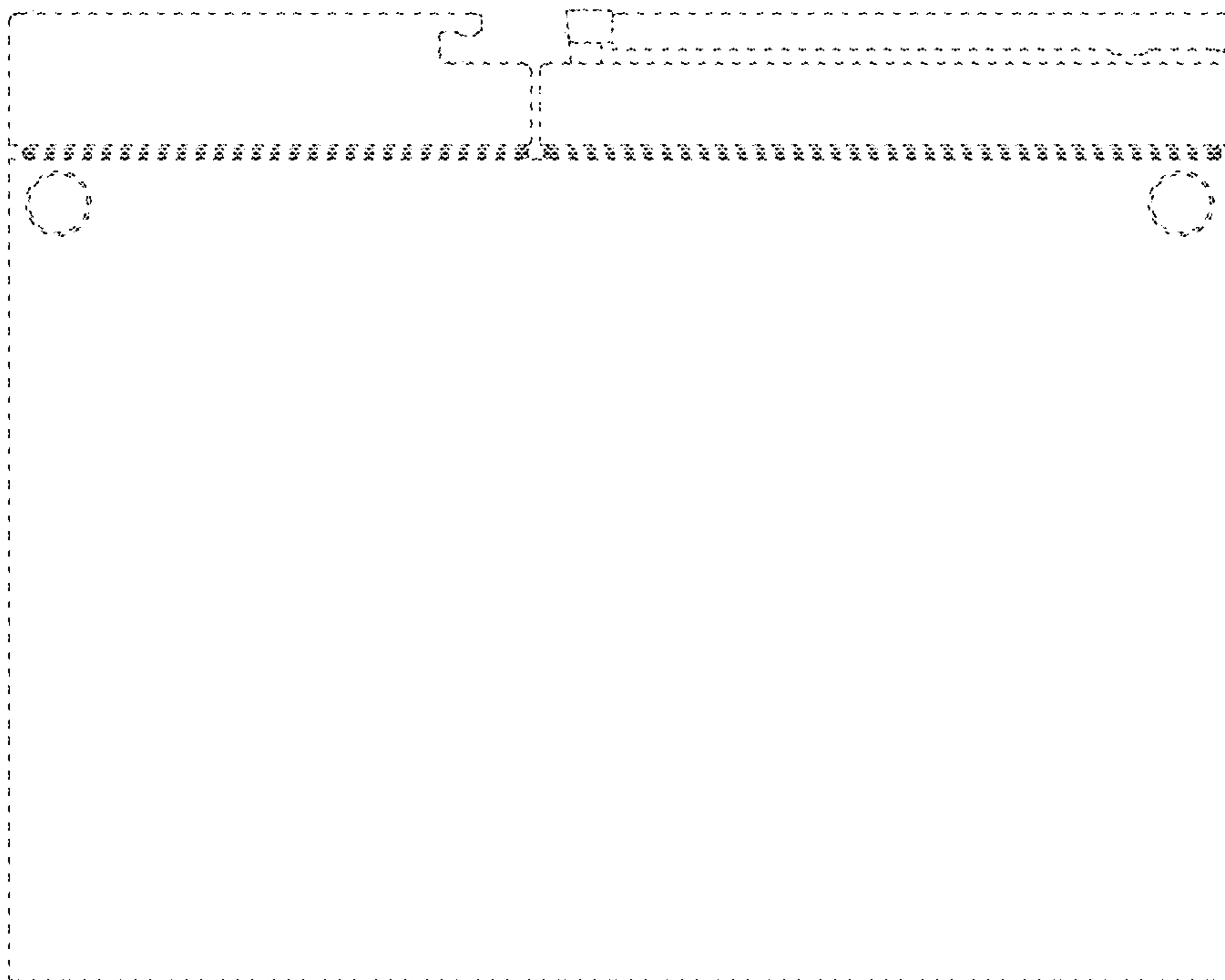




FIG. 8

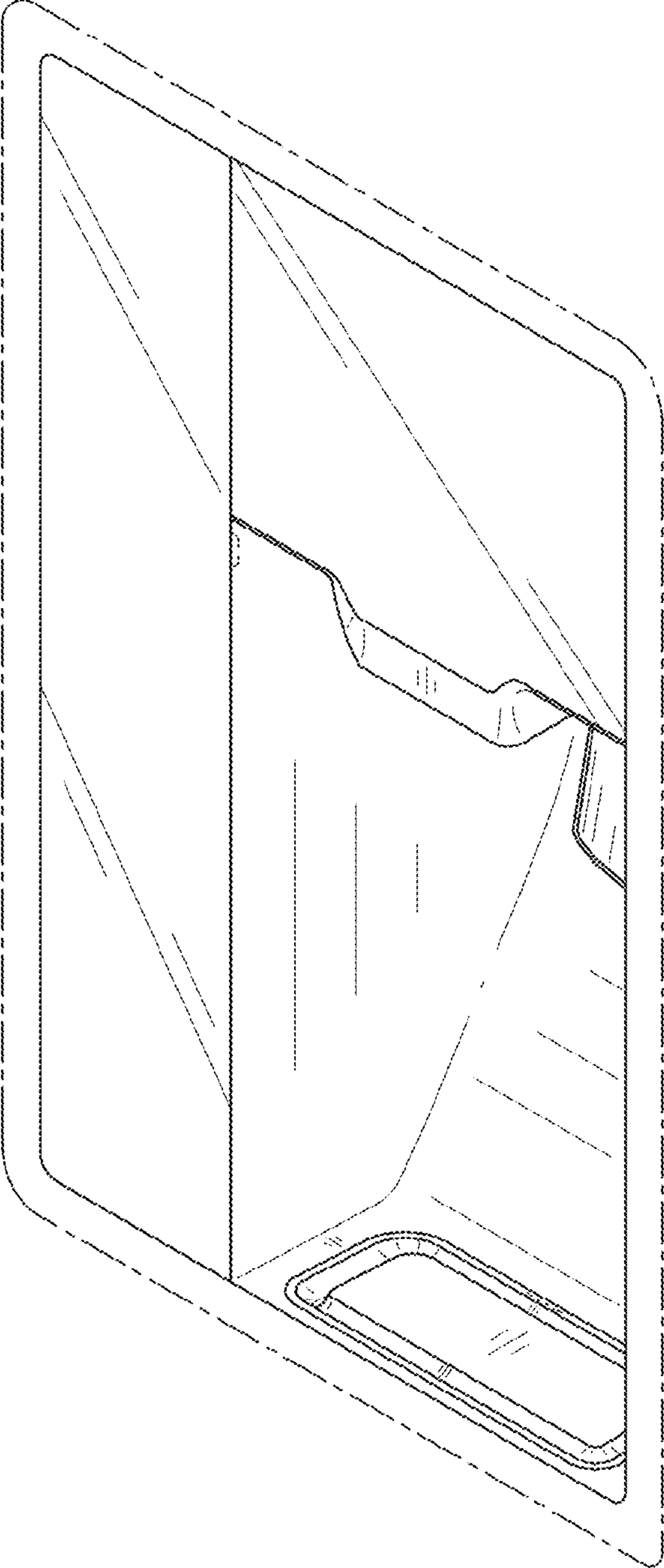


FIG. 9

