



US00D768120S

(12) **United States Design Patent** (10) **Patent No.:** **US D768,120 S**  
**Imme** (45) **Date of Patent:** **\*\* Oct. 4, 2016**

(54) **CELLULAR PHONE HOLDER**  
(71) Applicant: **Emanuela Rita Imme**, Middletown, CT (US)  
(72) Inventor: **Emanuela Rita Imme**, Middletown, CT (US)  
(\*\*) Term: **14 Years**  
(21) Appl. No.: **29/501,606**  
(22) Filed: **Sep. 5, 2014**  
(51) **LOC (10) Cl.** ..... **14-03**  
(52) **U.S. Cl.**  
USPC ..... **D14/250**  
(58) **Field of Classification Search**  
USPC ..... D14/203.3–203.7, 217, 240, 248, D14/251–253, 447, 496, 250, 238.1, 440; D3/201, 218, 247, 269, 273, 301, 303; D13/107–108, 119, 103  
CPC ..... H04B 1/3888; H04M 1/0283; H04M 1/0202; A45C 1/06; A45C 11/00; A45C 13/02; A45C 2011/002; A45F 2005/026; A45F 2200/0525; A45F 2200/0516  
See application file for complete search history.

D631,650 S *	2/2011	Li	.....	D3/218
D667,631 S *	9/2012	Minn	.....	D3/218
D669,458 S *	10/2012	Wilson	.....	D14/250
D675,198 S *	1/2013	Andre	.....	D14/250
D677,250 S *	3/2013	Takamoto	.....	D14/250
D684,358 S *	6/2013	Pegg	.....	D3/218
D703,429 S *	4/2014	Morrison	.....	D3/218
D712,892 S *	9/2014	Hong	.....	D14/250
D714,276 S *	9/2014	Hu	.....	D14/250
D714,452 S *	9/2014	Koski	.....	D24/169
D718,291 S *	11/2014	Hong	.....	D14/250
D718,926 S *	12/2014	Minn	.....	D3/218
D726,174 S *	4/2015	Wahlin	.....	D14/250
D736,196 S *	8/2015	Karis	.....	D14/250
D740,267 S *	10/2015	Diebel	.....	D14/250
D743,389 S *	11/2015	Akana	.....	D14/250
2011/0031160 A1 *	2/2011	Leggett	.....	A45C 11/00 206/701

\* cited by examiner

*Primary Examiner* — Carla Jobe Wright  
(74) *Attorney, Agent, or Firm* — Gulf Coast Intellectual Property Group

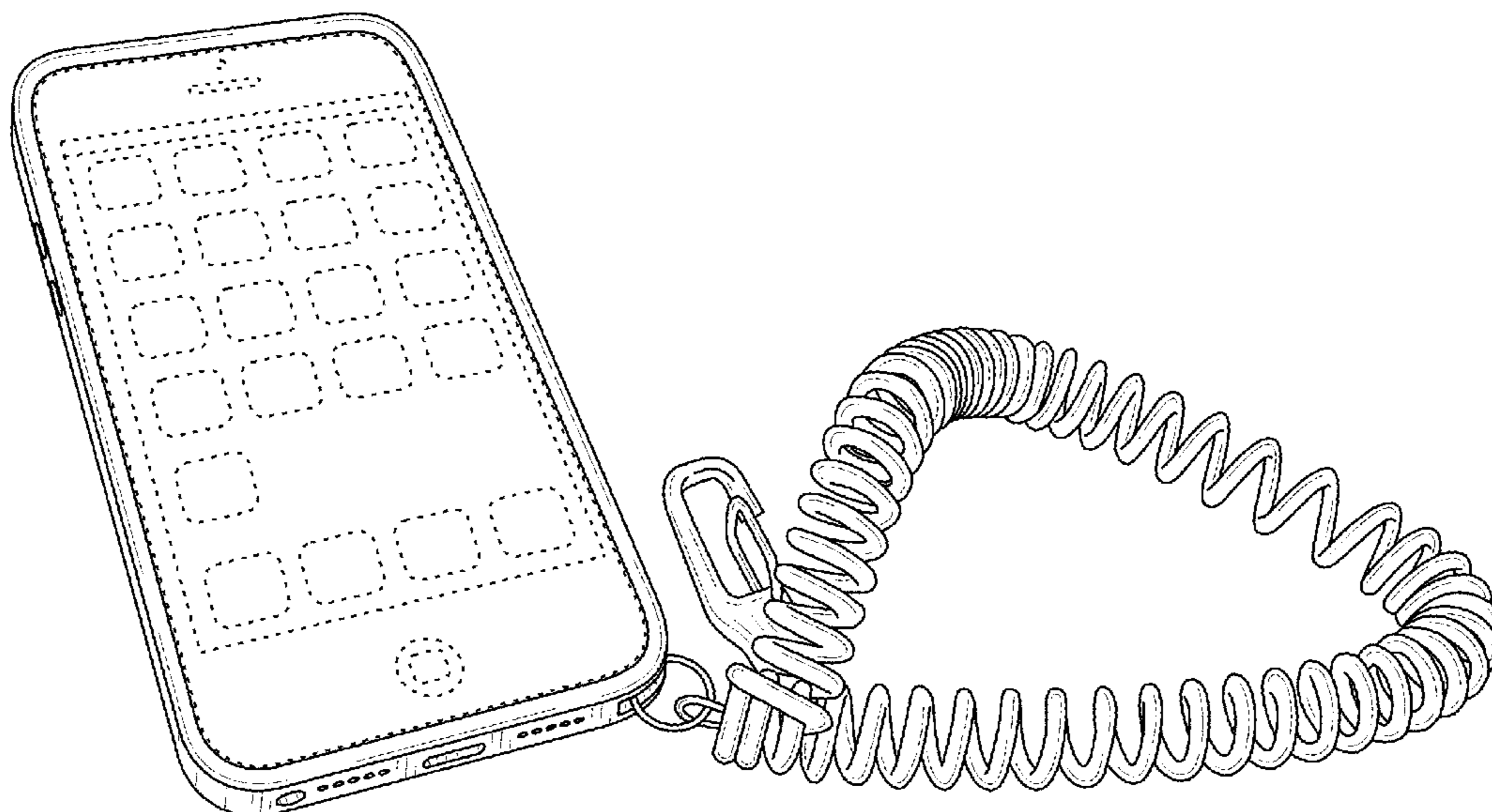
(57) **CLAIM**  
The ornamental design for a cellular phone holder, as shown and described.

**DESCRIPTION**

FIG. 1 is a front perspective view of a cellular phone holder showing my new design;  
FIG. 2 is a front view thereof;  
FIG. 3 is a rear view thereof;  
FIG. 4 is a left-side view thereof; and,  
FIG. 5 is a right-side view thereof.  
The broken lines in FIGS. 1 and 2 depict an environmental cellular phone that forms no part of the claimed design.

**1 Claim, 3 Drawing Sheets**

(56) **References Cited**  
U.S. PATENT DOCUMENTS  
D329,750 S \* 9/1992 Gilmore ..... 224/240  
D501,079 S \* 1/2005 Crosskey ..... D3/218  
D518,950 S \* 4/2006 Condiff ..... D3/218  
D519,275 S \* 4/2006 Shertzer ..... D3/218  
D521,726 S \* 5/2006 Tarantino ..... D3/215  
D533,994 S \* 12/2006 Hussaini ..... D3/218  
D622,716 S \* 8/2010 Andre ..... D14/250  
D623,180 S \* 9/2010 Diebel ..... D14/250



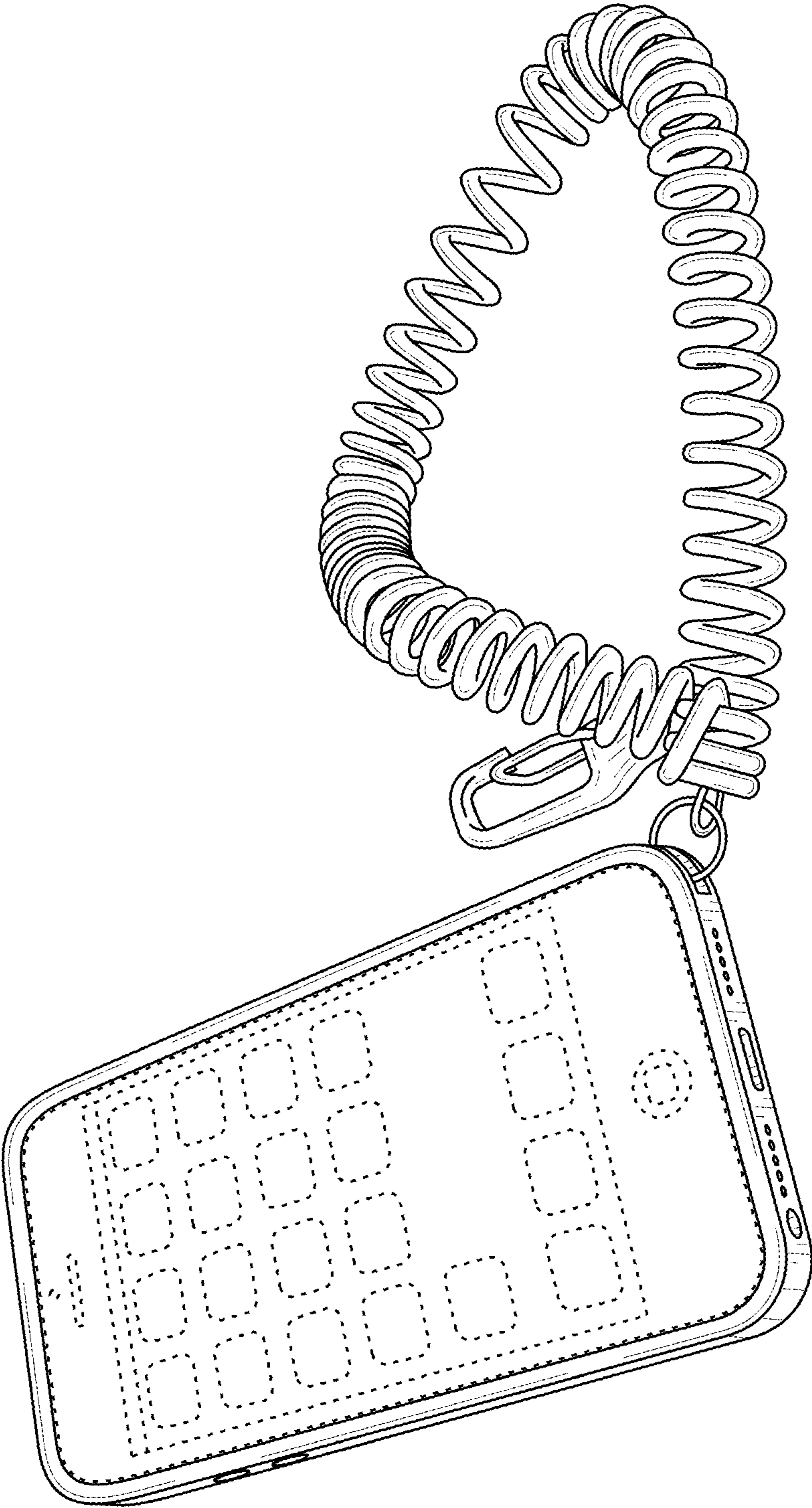


FIG. 1

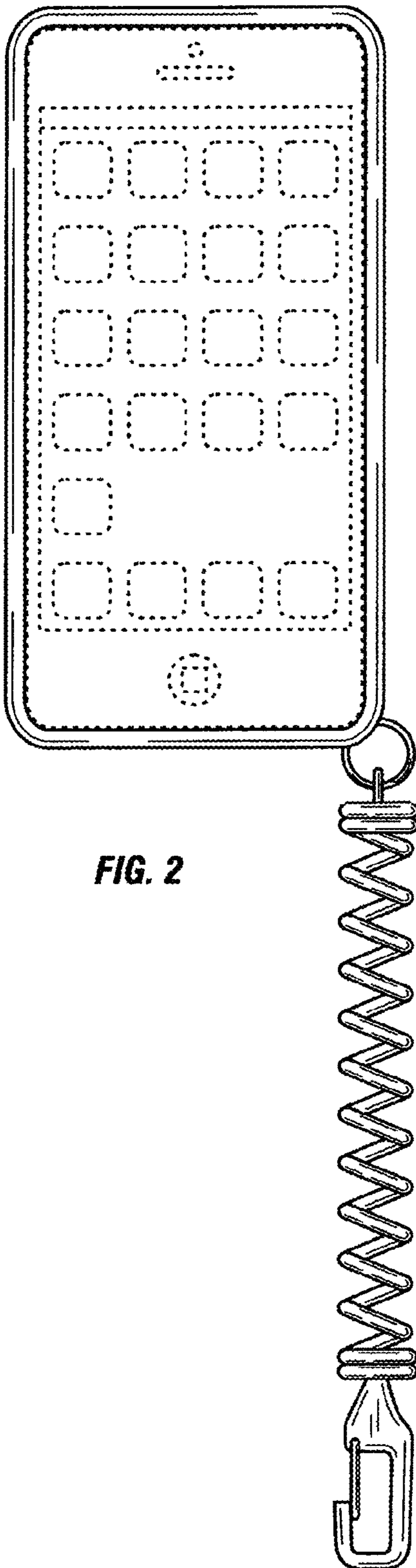


FIG. 2

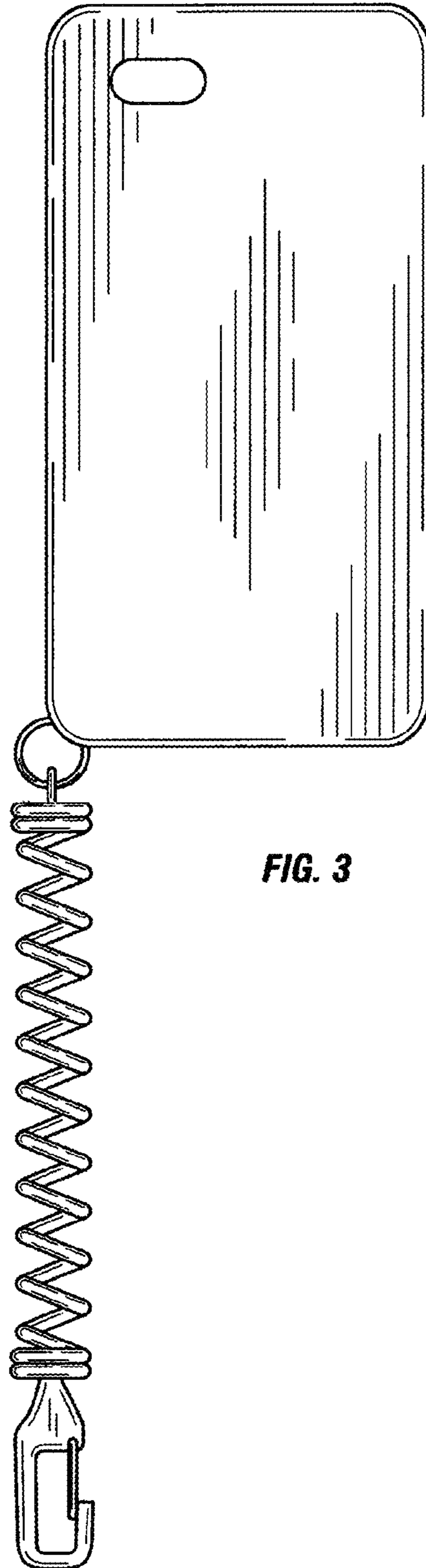




FIG. 3



**FIG. 4**



**FIG. 5**