



US00D768108S

(12) **United States Design Patent**  
**Ravat**

(10) **Patent No.:** **US D768,108 S**

(45) **Date of Patent:** **\*\* Oct. 4, 2016**

- (54) **DIGITAL VIDEO RECORDER**
- (71) Applicant: **Amcrest Global Holdings Limited,**  
Dublin (IE)
- (72) Inventor: **Abdurahman Ravat,** Houston, TX  
(US)
- (73) Assignee: **Amcrest Global Holdings Limited,**  
Dublin (IE)

6,908,387 B2 \* 6/2005 Hedrick ..... G07F 17/0014  
463/31  
7,090,582 B2 \* 8/2006 Danieli ..... A63F 13/12  
463/35  
D531,189 S \* 10/2006 Depay ..... D14/188  
D585,037 S \* 1/2009 Drozdenko ..... D14/203.1  
D644,247 S \* 8/2011 Kim ..... D14/203.1  
D646,676 S \* 10/2011 Hancock ..... D14/257  
D718,271 S \* 11/2014 McTague ..... D14/203.1  
D744,975 S \* 12/2015 Kimura ..... D14/203.1

\* cited by examiner

(\*\*) Term: **15 Years**

*Primary Examiner* — Prabhakar Deshmukh

(21) Appl. No.: **29/533,675**

(74) *Attorney, Agent, or Firm* — The Juhasz Law Firm

(22) Filed: **Jul. 21, 2015**

(51) **LOC (10) Cl.** ..... **14-03**

(52) **U.S. Cl.**  
USPC ..... **D14/203.1; D14/257**

(58) **Field of Classification Search**  
USPC ..... D14/496, 401, 435, 474, 483, 217, 137,  
D14/138, 160, 168, 356, 203.1–203.8, 507;  
345/156, 169, 173–179, 905;  
715/727–729, 864; 710/1, 5, 8; 713/1,  
713/600; 455/1.1, 1.7, 73, 344–347, 93, 95,  
455/3.01–3.06, 550.1, 573.1; 370/342–344;  
369/1, 2, 6–12; 463/43–47; 273/148 B  
CPC ..... G11B 5/00  
See application file for complete search history.

(56) **References Cited**

**U.S. PATENT DOCUMENTS**

D277,100 S \* 1/1985 Matsuda ..... 455/344  
5,852,594 A \* 12/1998 Kaise ..... G11B 15/675  
360/99.02

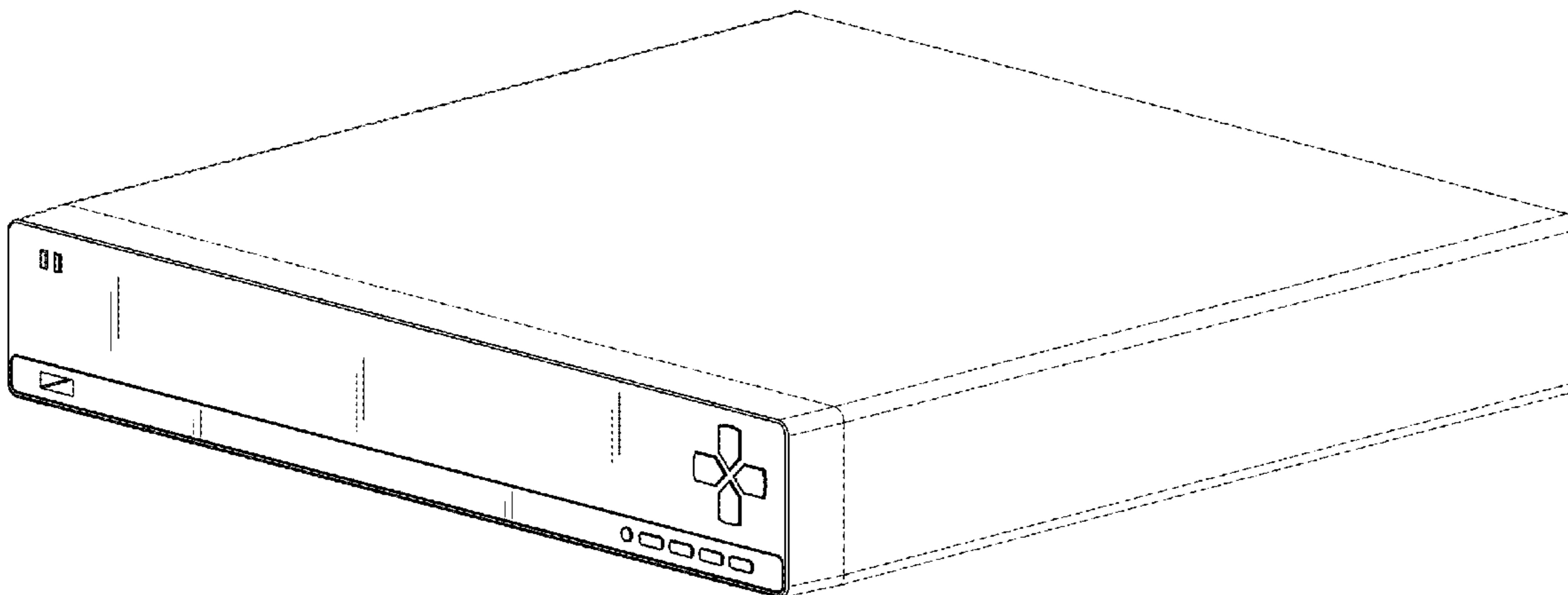
(57) **CLAIM**

The ornamental design for a digital video recorder, as shown and described.

**DESCRIPTION**

FIG. 1 is a front perspective view of a digital video recorder showing our new design;  
FIG. 2 is a front view thereof  
FIG. 3 is a top plan view thereof;  
FIG. 4 is a bottom plan view thereof;  
FIG. 5 is a right side elevation view thereof;  
FIG. 6 is a left side view elevation view thereof; and,  
FIG. 7 is a back view thereof.  
The broken lines are included for the purpose of illustrating portions of the digital video recorder and form no part of the claimed design.

**1 Claim, 7 Drawing Sheets**



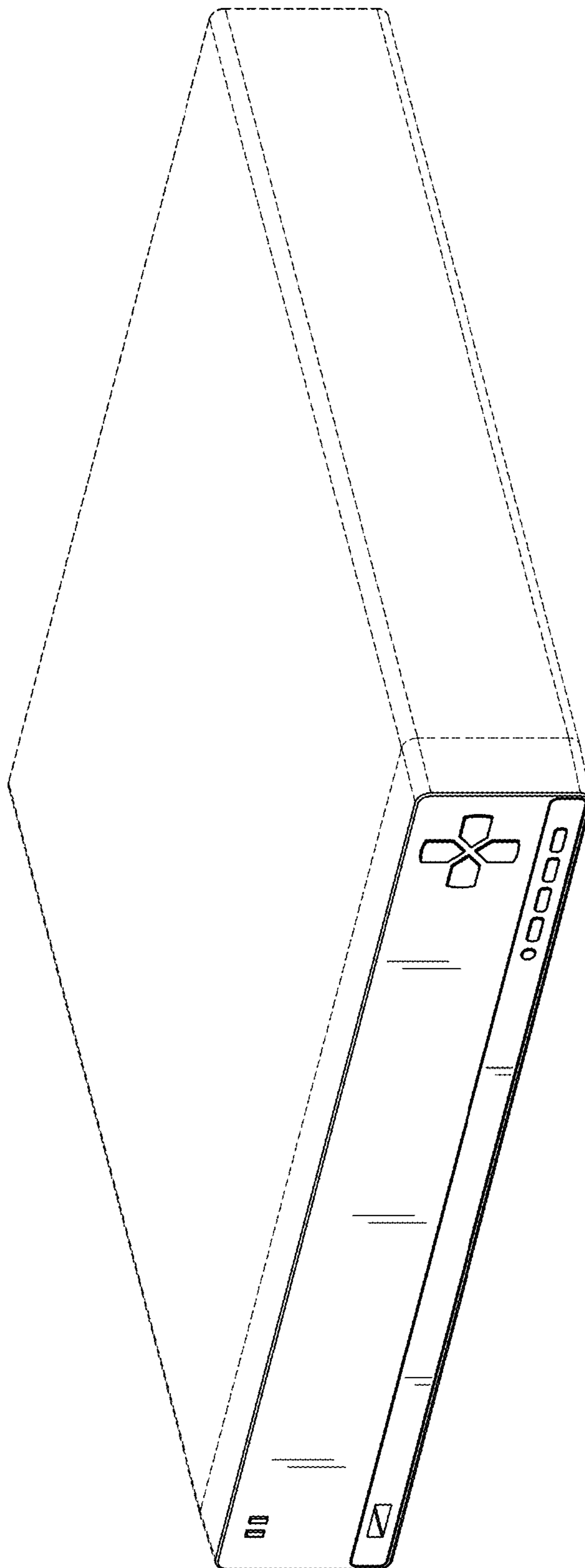


FIG. 1






FIG. 2



*FIG. 3*



*FIG. 4*






FIG. 5



*FIG. 6*



*FIG. 7*



UNITED STATES PATENT AND TRADEMARK OFFICE  
**CERTIFICATE OF CORRECTION**

PATENT NO. : D768,108 S  
APPLICATION NO. : 29/533675  
DATED : October 4, 2016  
INVENTOR(S) : Ravat et al.

Page 1 of 1

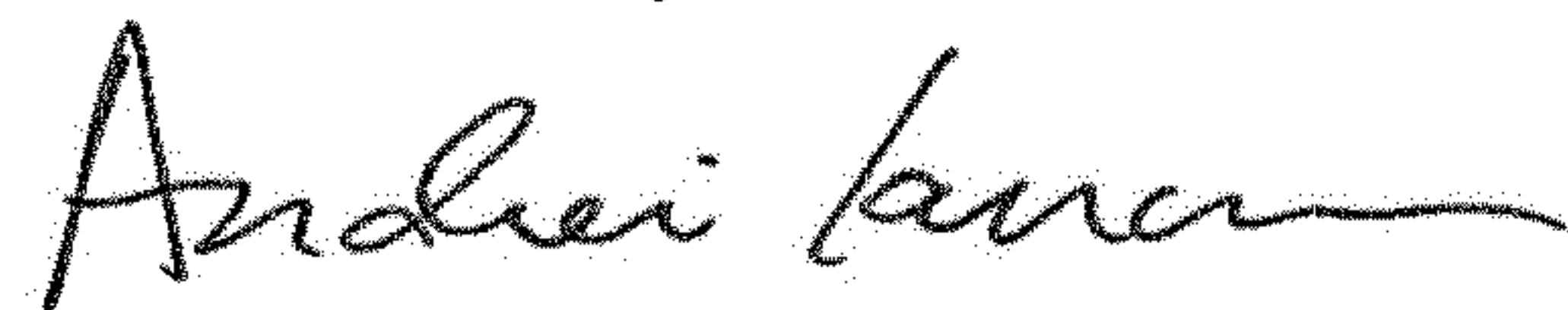
It is certified that error appears in the above-identified patent and that said Letters Patent is hereby corrected as shown below:

On the Title Page

Item (12) "Ravat" should read -- Ravat, et al. --.

Item (72) Inventor is corrected to read:  
-- Abdurahman Ravat, Houston, TX (US);  
Tahir Ravat, Dublin, (IE);  
Raheel Nusratullah, Houston, TX (US);  
Huai Tao Huang, Shenzhen, (CN) --.

Signed and Sealed this  
Thirtieth Day of October, 2018



Andrei Iancu  
*Director of the United States Patent and Trademark Office*