



US00D768069S

(12) **United States Design Patent**
Hoshikawa

(10) **Patent No.:** **US D768,069 S**

(45) **Date of Patent:** **** Oct. 4, 2016**

(54) **MOBILE BATTERY**

(71) Applicant: **Trinity, Inc.**, Niiza-shi, Saitama-ken (JP)

(72) Inventor: **Tetsushi Hoshikawa**, Niiza (JP)

(73) Assignee: **TRINITY, INC.**, Saitama-Ken (JP)

(**) Term: **14 Years**

(21) Appl. No.: **29/524,914**

(22) Filed: **Apr. 24, 2015**

(30) **Foreign Application Priority Data**

Oct. 24, 2014 (JP) 2014-023864

(51) **LOC (10) Cl.** **13-02**

(52) **U.S. Cl.**
USPC **D13/103; D13/108**

(58) **Field of Classification Search**
USPC D13/102–106, 110, 118–119, 184,
D13/107–108; 429/96, 100, 163; D14/356,
D14/432; 320/103, 111–115
CPC ... Y02E 60/12; Y02E 60/122; Y02E 60/124;
H01M 2/02; H01M 2/0202; H01M 2/0207;
H01M 2/1061; H01M 10/0436
See application file for complete search history.

(56) **References Cited**

U.S. PATENT DOCUMENTS

D628,572 S * 12/2010 Wang D14/356
D639,731 S * 6/2011 Sun D13/103
D662,050 S * 6/2012 Tien D13/108
D686,150 S * 7/2013 Lee D13/103
D719,087 S * 12/2014 Bataillou D13/103
D720,687 S * 1/2015 Hasbrook D13/103
D728,467 S * 5/2015 Hasbrook D13/103
2008/0108395 A1 * 5/2008 Lee H04M 1/0262
455/572
2016/0043357 A1 * 2/2016 Aida H01M 2/026
429/7

2016/0043362 A1 * 2/2016 Seino B32B 15/08
429/176
2016/0104874 A1 * 4/2016 Arena H01M 2/1016
429/177

OTHER PUBLICATIONS

Biccamera.com: Trinity Iphone/Ipod Adaptive USB Mobile Battery, Yellow. Retrieved from the internet at <http://www.biccamera.com.lj.hp.transer.com/bc/disp/CSfGoodsPage_001.jsp?GOODS_NO=3157071>.*

* cited by examiner

Primary Examiner — Rosemary K Tarcza

Assistant Examiner — James Thorn, Sr.

(74) *Attorney, Agent, or Firm* — Fitzpatrick, Cella, Harper & Scinto

(57) **CLAIM**

The ornamental design for a mobile battery, as shown and described.

DESCRIPTION

FIG. 1 is a front view of an embodiment of a mobile battery; FIG. 2 is a left side view of the embodiment of FIG. 1; FIG. 3 is a rear side view of the embodiment of FIG. 1; FIG. 4 is a top view of the embodiment of FIG. 1; FIG. 5 is a bottom view of the embodiment of FIG. 1; FIG. 6 is a front perspective view of the embodiment of FIG. 1; FIG. 7 is a perspective view showing the embodiment of FIG. 1 in an alternate position; and, FIG. 8 is a perspective view showing the embodiment of FIG. 1 in another alternate position. The broken lines shown in the drawings are included for the purpose of illustrating portions of the mobile battery that form no part of the claimed design.

1 Claim, 8 Drawing Sheets

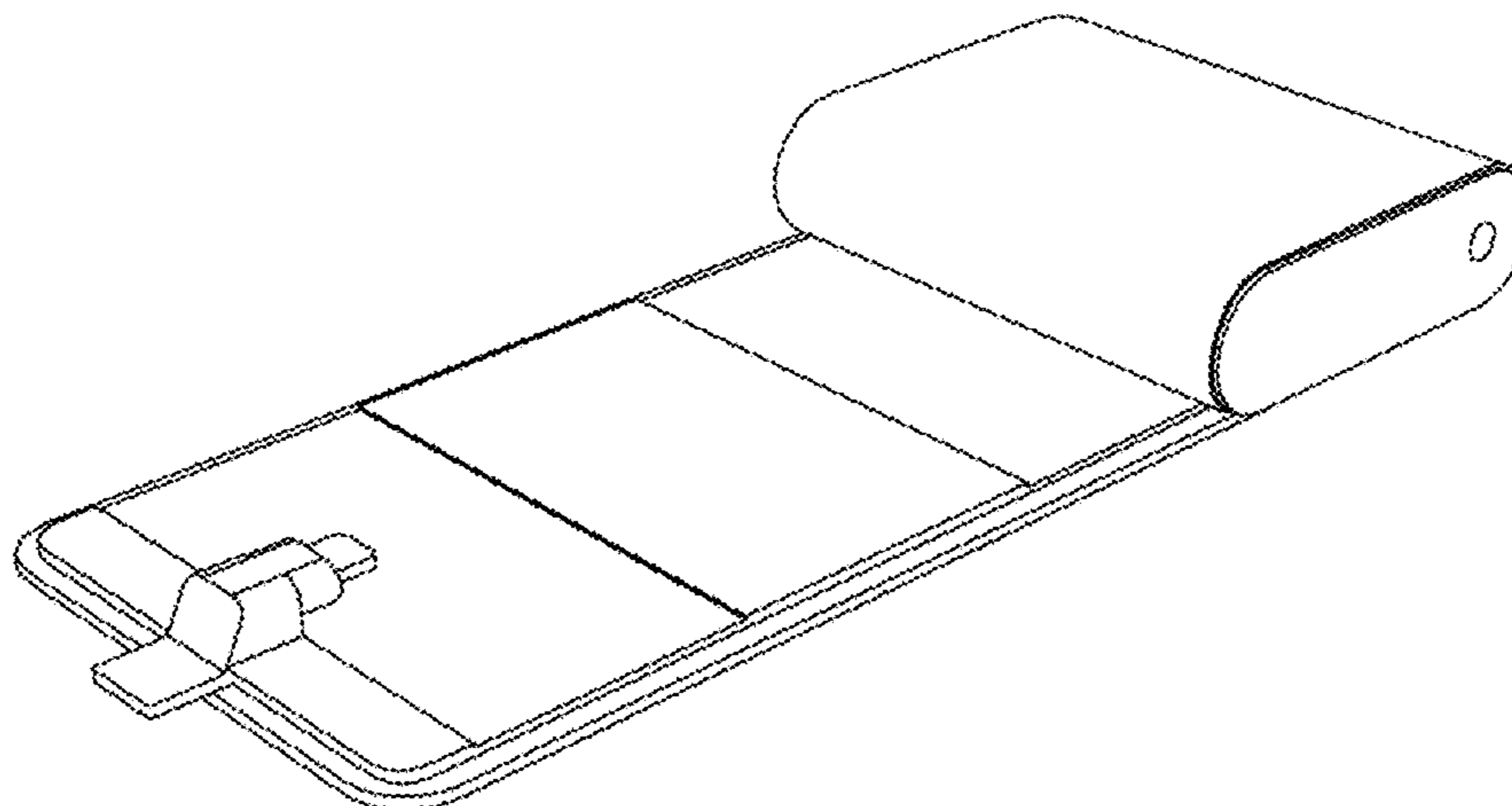




Fig. 1

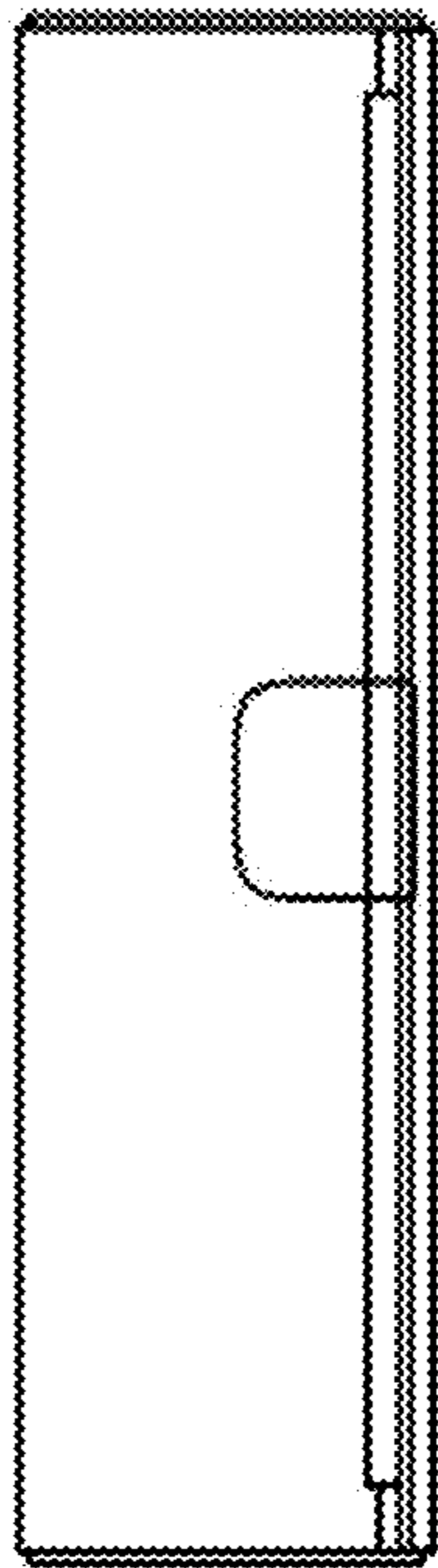


Fig. 2




Fig. 3




Fig. 4




FIG. 5

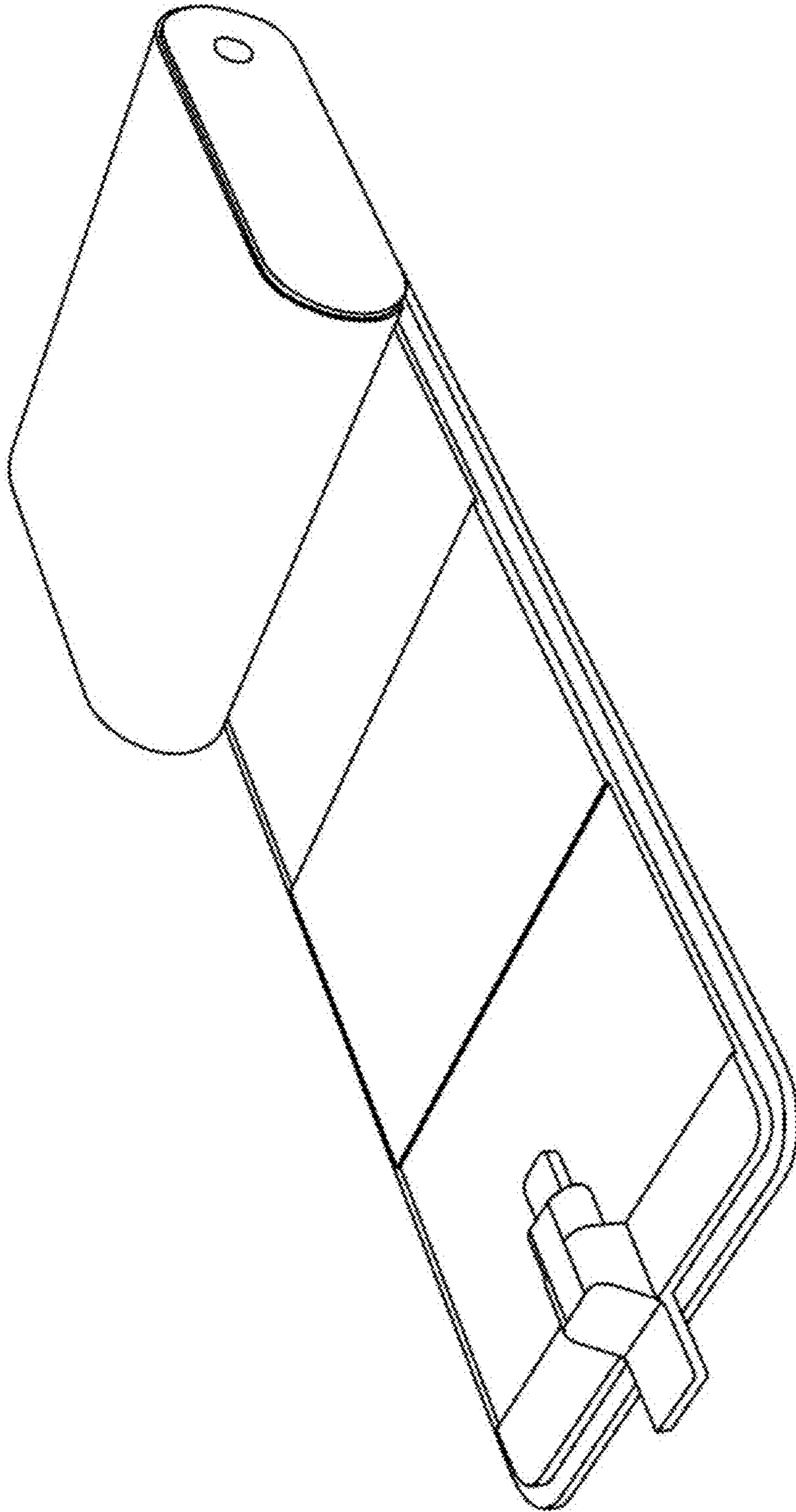


Fig. 6

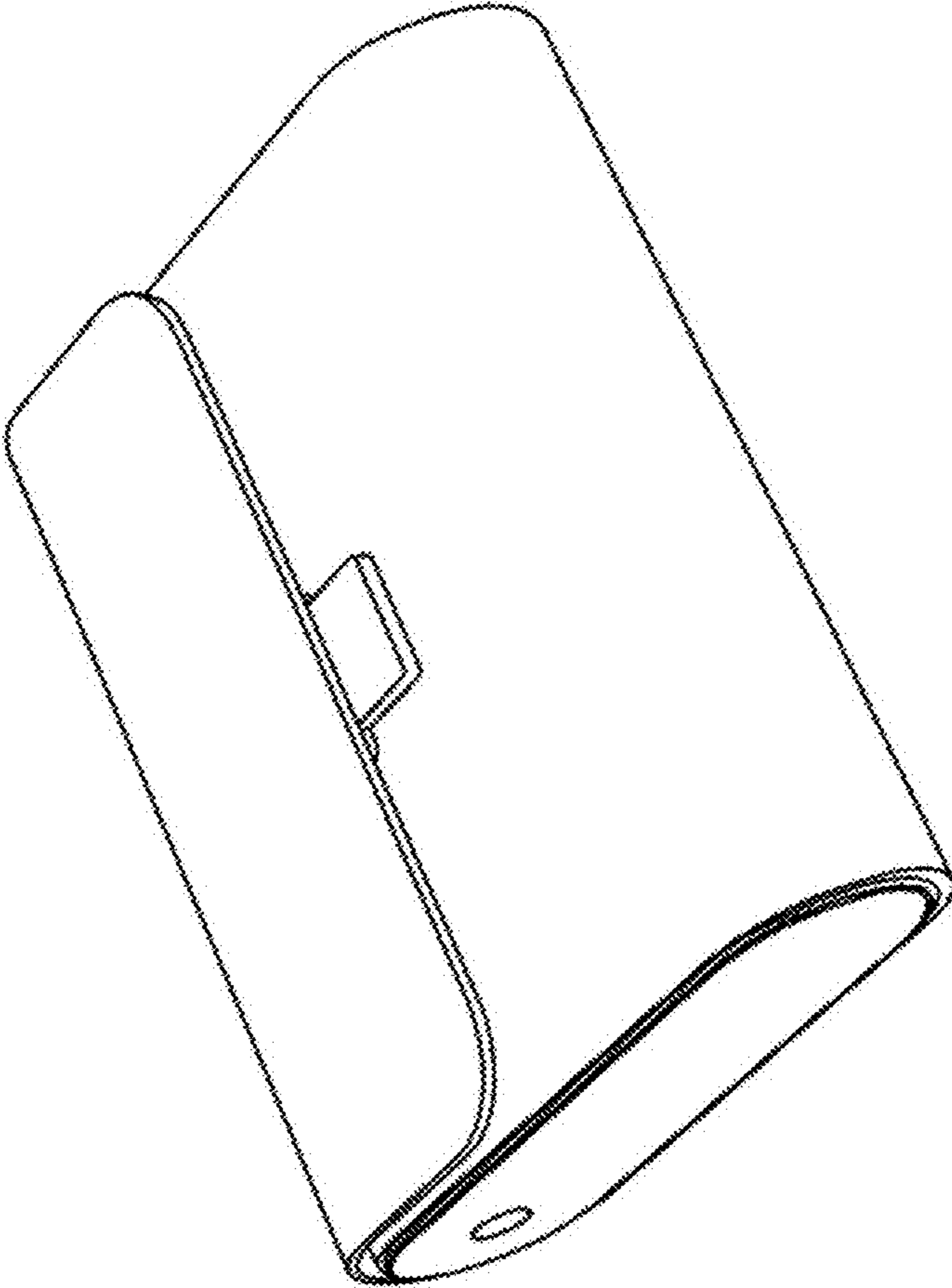


Fig. 7

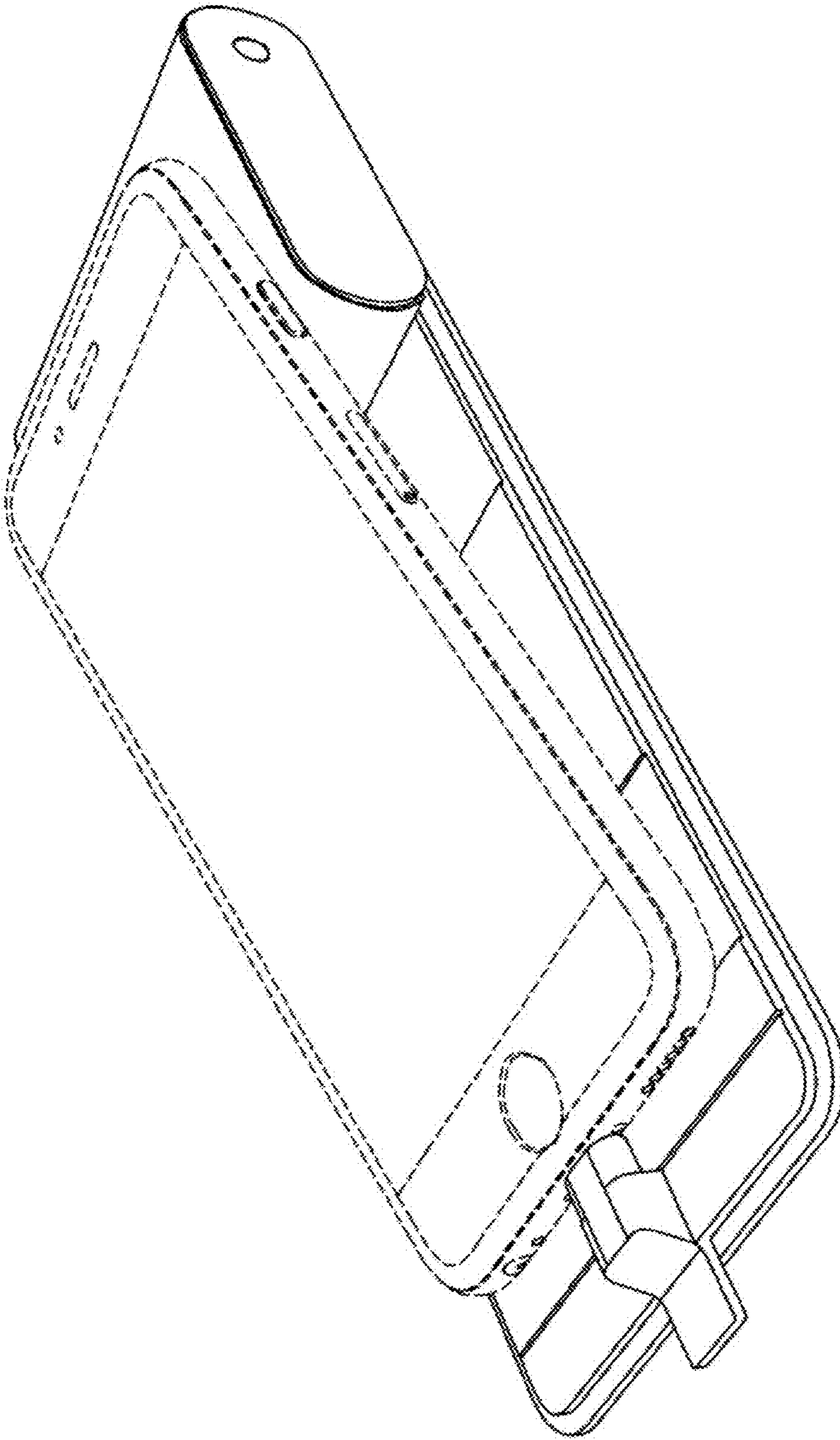


Fig. 8