



US00D768068S

(12) **United States Design Patent** (10) **Patent No.:** **US D768,068 S**
Chen (45) **Date of Patent:** **** Oct. 4, 2016**

(54) **POWER BANK**
(71) Applicant: **Ningbo CStar Import & Export Co., Ltd.**, Ningbo, Zhejiang (CN)
(72) Inventor: **Pengcheng Chen**, Ningbo (CN)
(73) Assignee: **Ningbo CStar Import & Export Co., Ltd** (CN)
(**) Term: **14 Years**
(21) Appl. No.: **29/523,701**
(22) Filed: **Apr. 13, 2015**
(51) **LOC (10) Cl.** **13-02**
(52) **U.S. Cl.**
USPC **D13/103**; D13/108
(58) **Field of Classification Search**
USPC D13/102–110, 118–119, 184, 199;
D14/480.1; D21/478; 320/103–112,
320/138
CPC H02J 2007/0062; H02J 7/0055; H01M
2250/30; H01M 210/44; H01M 210/482;
H01M 2/0207; H01M 2/1022; H01M 2/204;
Y02E 60/12; Y02E 60/122; Y02E 60/124
See application file for complete search history.

D687,768 S * 8/2013 Minamikawa D13/107
D692,827 S * 11/2013 Chen D13/110
D703,134 S * 4/2014 Wong D13/108
D705,719 S * 5/2014 Wong D13/103
D705,724 S * 5/2014 Yu D13/108
D711,820 S * 8/2014 Zeng D13/103
D713,335 S * 9/2014 Mao D13/103
D716,729 S * 11/2014 Kelly D13/110
D733,050 S * 6/2015 Chiang D13/103
D740,222 S * 10/2015 Tang D13/103
D749,506 S * 2/2016 Morgan D13/108
D751,977 S * 3/2016 Hong D13/103
2013/0295434 A1* 11/2013 Ayub H01M 2/1061
429/157
2014/0140048 A1* 5/2014 Miller H02J 7/0027
362/183
2014/0242449 A1* 8/2014 Lee H01M 2/1016
429/176
2015/0280472 A1* 10/2015 Hohl H02J 7/0044
320/111
2015/0303727 A1* 10/2015 Jeong H02J 7/0044
320/103

* cited by examiner

Primary Examiner — Rosemary K Tarcza
Assistant Examiner — James Thorn, Sr.

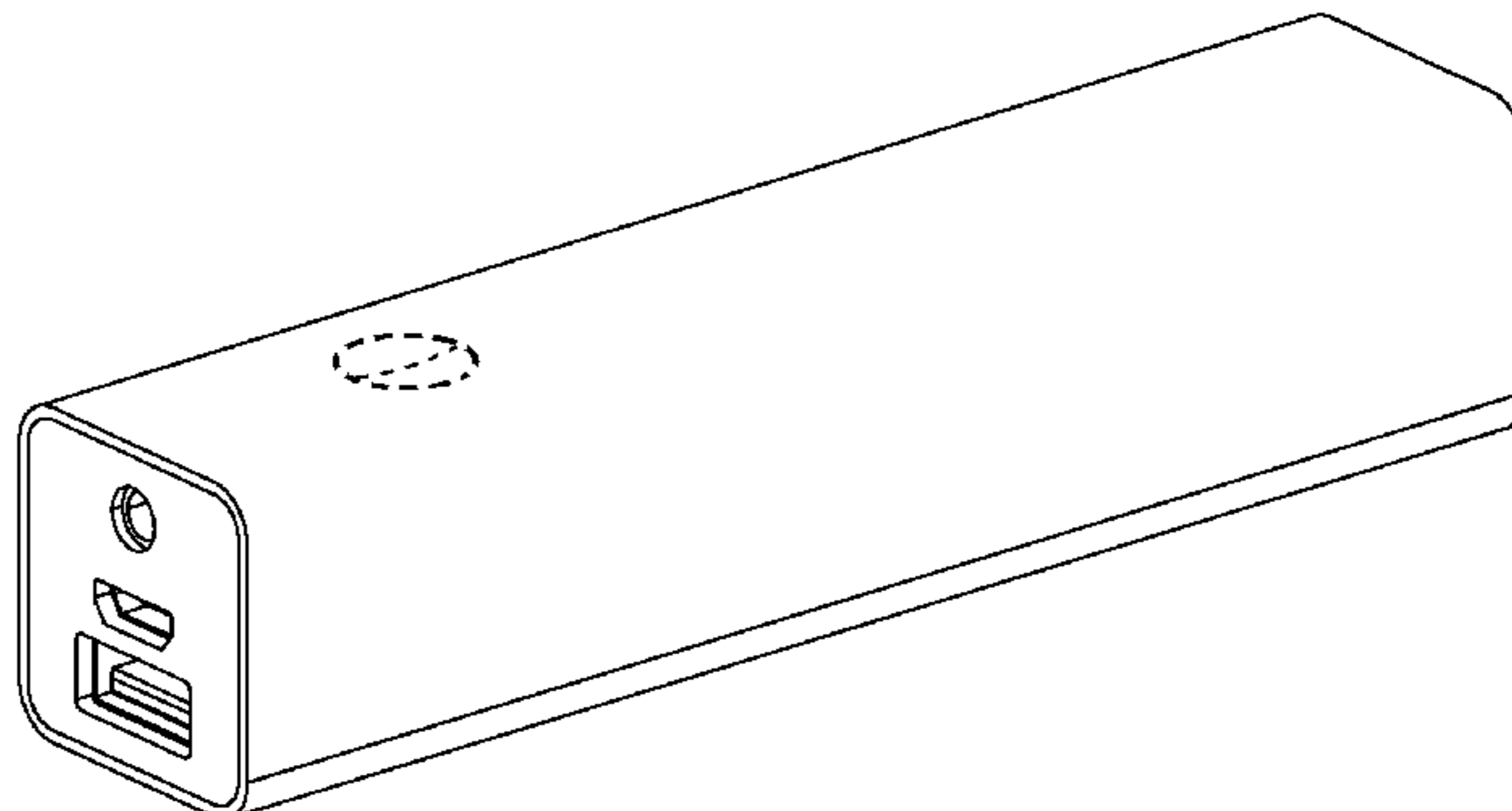
(57) **CLAIM**
The ornamental design for a power bank, as shown and described.

(56) **References Cited**
U.S. PATENT DOCUMENTS
D408,061 S * 4/1999 Borg D21/337
D495,378 S * 8/2004 Sugden D21/478
D524,873 S * 7/2006 Wickens D21/373
D602,939 S * 10/2009 Andre D14/480.1
D631,830 S * 2/2011 Onnerud D13/103
D631,831 S * 2/2011 Onnerud D13/103
D631,832 S * 2/2011 Onnerud D13/103
D631,833 S * 2/2011 Onnerud D13/103
D643,807 S * 8/2011 Jiang D13/103
D645,816 S * 9/2011 Sasada D13/108
D645,817 S * 9/2011 Sasada D13/108
D660,787 S * 5/2012 Lambert D13/103
D676,380 S * 2/2013 Sun D13/108
D681,548 S * 5/2013 Zhang D13/102

DESCRIPTION

FIG. 1 is a perspective view of the power bank showing my new design;
FIG. 2 is a front view thereof;
FIG. 3 is a back view thereof;
FIG. 4 is a left view thereof;
FIG. 5 is a right view thereof;
FIG. 6 is a top view thereof; and,
FIG. 7 is a bottom view thereof.
The broken lines shown in the drawings are included for the purpose of illustrating unclaimed portions of the power bank and form no part of the claimed design.

1 Claim, 7 Drawing Sheets



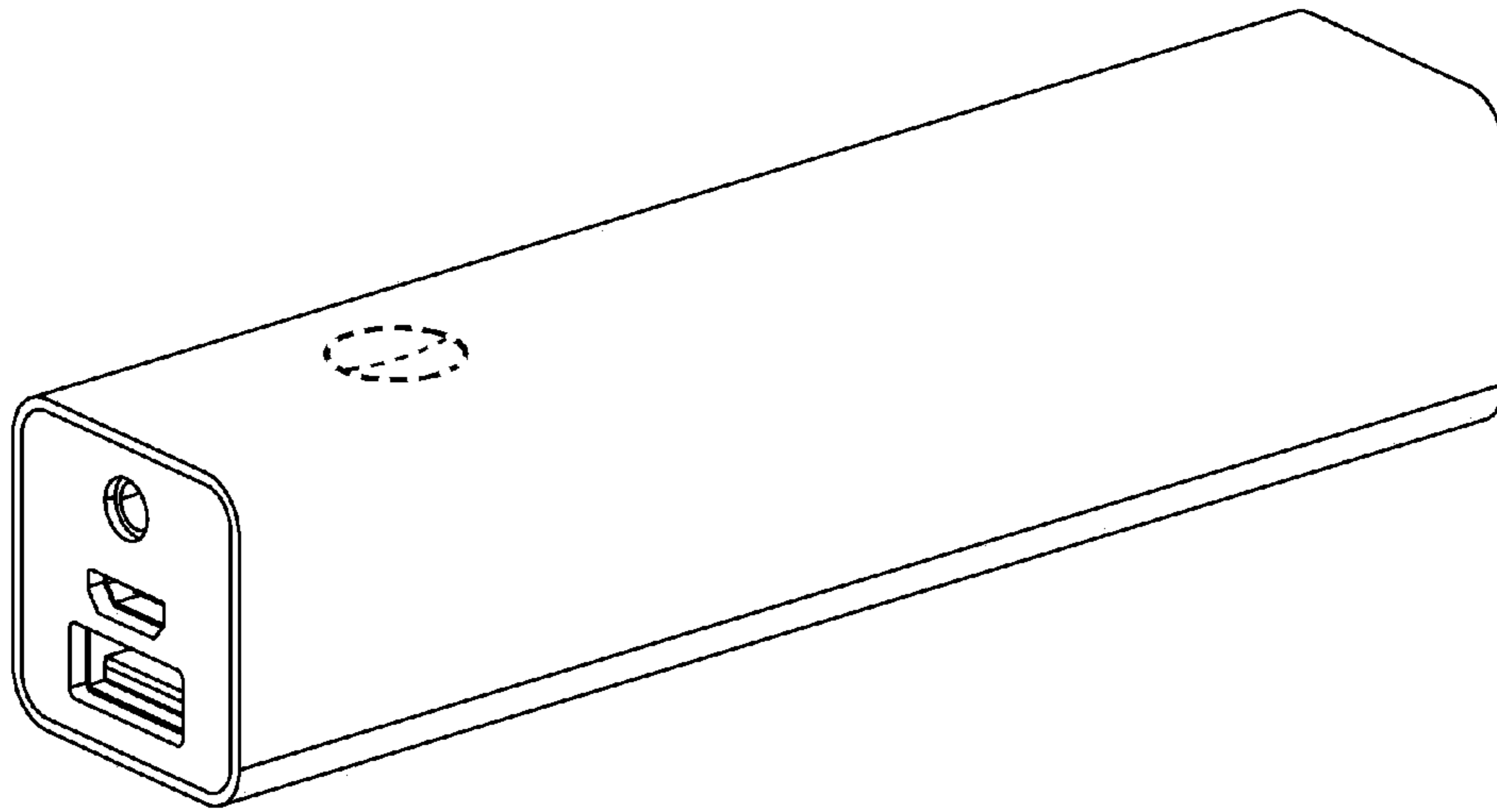


Fig. 1

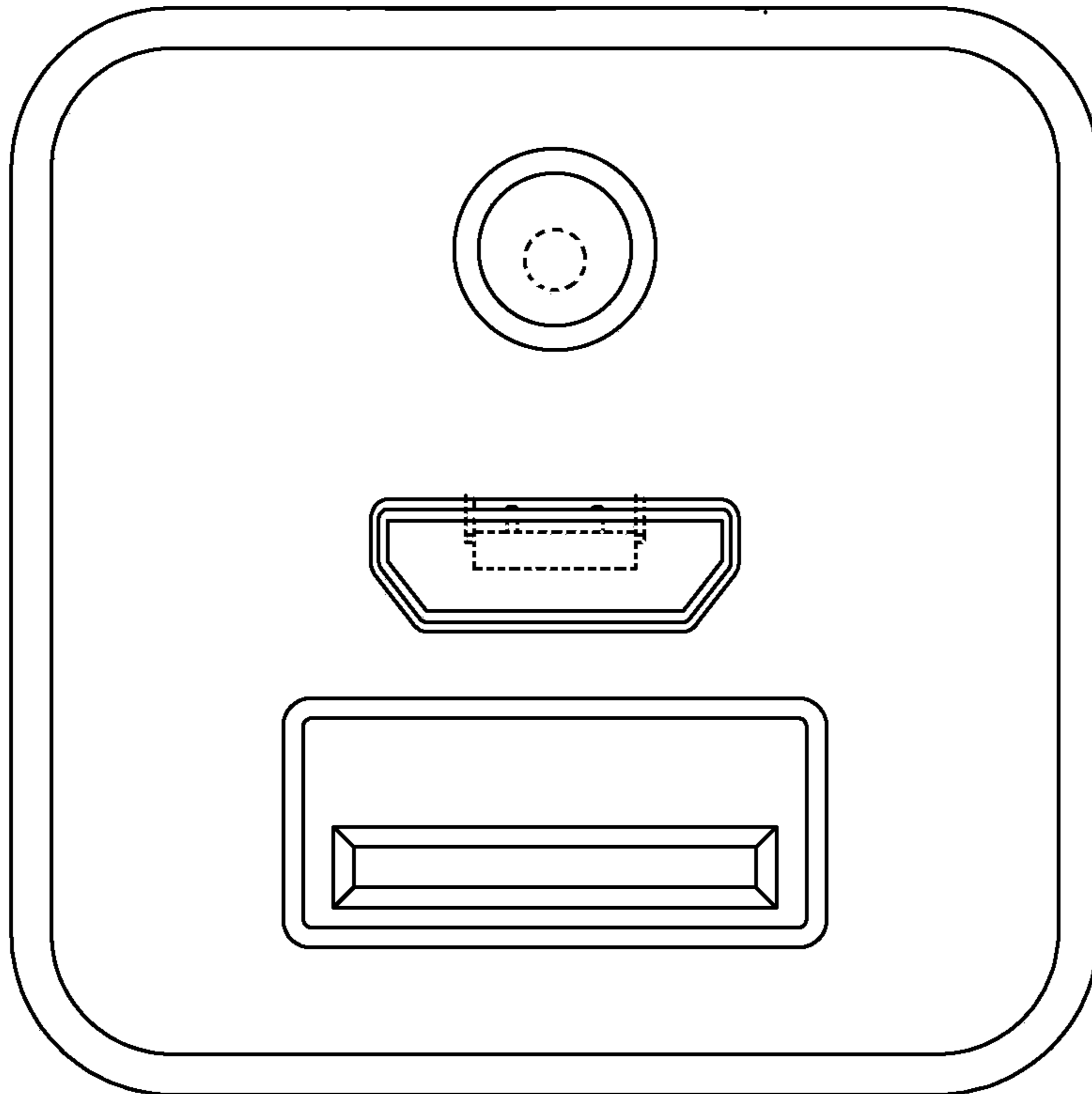


Fig. 2

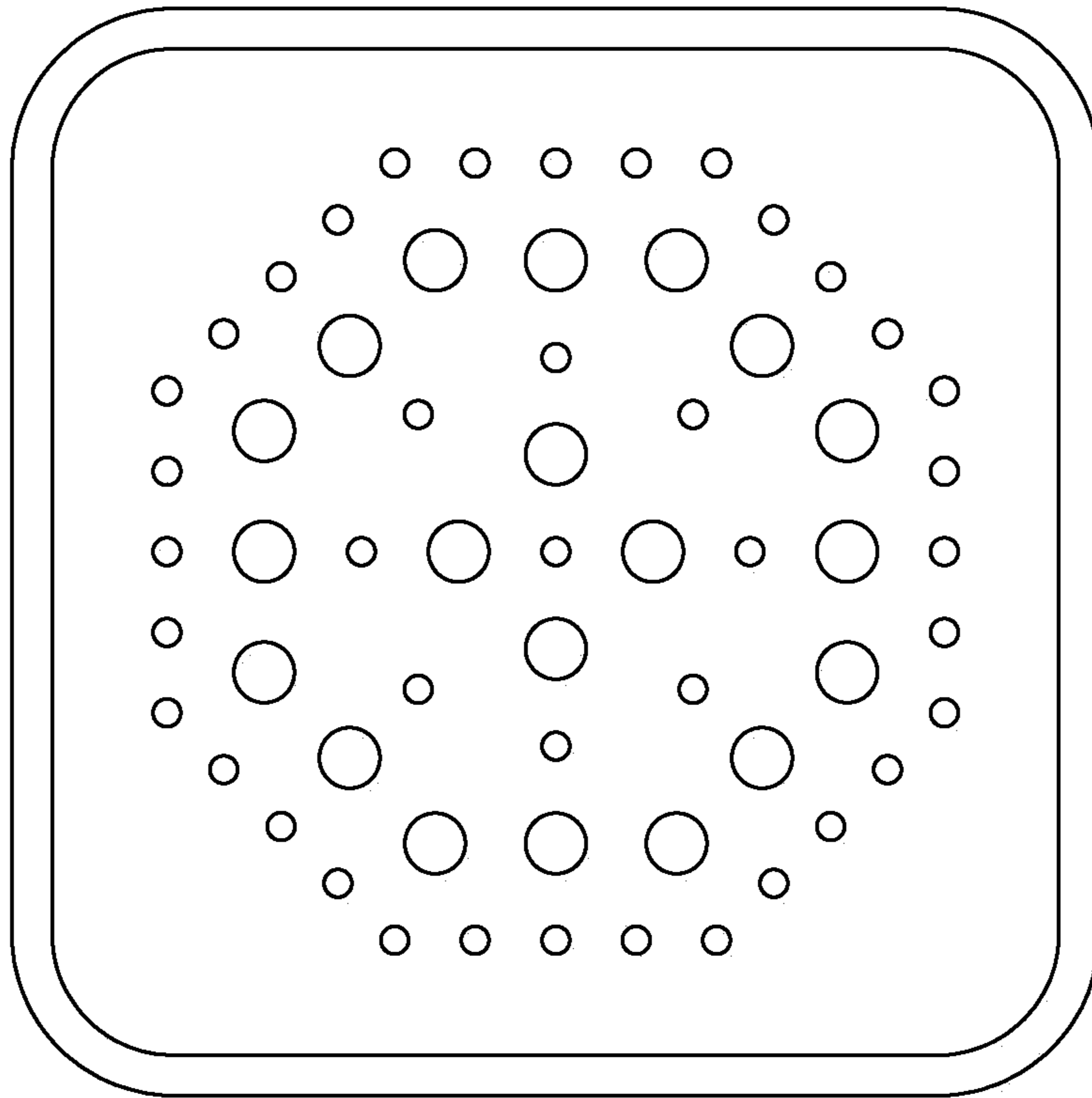


Fig. 3




Fig. 4



Fig. 5




Fig. 6




Fig. 7