



US00D768065S

(12) **United States Design Patent** (10) **Patent No.:** **US D768,065 S**
Takahashi et al. (45) **Date of Patent:** **** Oct. 4, 2016**

(54) **TIRE**

(71) Applicant: **Toyo Tire & Rubber Co., Ltd.**, Osaka (JP)

(72) Inventors: **Toshihiko Takahashi**, Osaka (JP);
Shingo Kuwano, Osaka (JP)

(73) Assignee: **TOYO TIRE & RUBBER CO., LTD.**, Osaka (JP)

(**) Term: **14 Years**

(21) Appl. No.: **29/503,086**

(22) Filed: **Sep. 23, 2014**

(30) **Foreign Application Priority Data**

Mar. 28, 2014 (JP) 2014-006781

(51) **LOC (10) Cl.** **12-15**

(52) **U.S. Cl.**
USPC **D12/605**

(58) **Field of Classification Search**
USPC D12/536, 559, 561, 568-605, 512, 519,
D12/522, 537-538, 542, 544, 551, 552, 554,
D12/563; D7/588, 396.4, 396.5; 152/523,
152/524, 525, 555, 209.1-209.9,
152/209.11-209.19, 209.21-209.28, 455
CPC B60C 13/00; B60C 13/001; B60C 13/02;
B60C 1/0025; B60C 11/03; B60C 11/0304;
B60C 11/1218; B60C 11/1236; B60C
11/1281; B60C 2011/1213; B60C 2200/06;
B60C 1/00

See application file for complete search history.

(56) **References Cited**

U.S. PATENT DOCUMENTS

D462,049 S	8/2002	Takahashi et al.	
D618,160 S *	6/2010	Jacobs	D12/544
D653,200 S *	1/2012	Kuwano	D12/605
D687,765 S *	8/2013	Kuwano	D12/588
D712,820 S *	9/2014	Hutz	D12/605

* cited by examiner

Primary Examiner — Garth Rademaker

Assistant Examiner — Katie S Mroczka

(74) *Attorney, Agent, or Firm* — Sterne, Kessler,
Goldstein & Fox P.L.L.C.

(57) **CLAIM**

The ornamental design for a tire, as shown and described.

DESCRIPTION

FIG. 1 is a perspective view of a tire showing our new design;

FIG. 2 is a front view thereof;

FIG. 3 is a rear view thereof;

FIG. 4 is a top plan view thereof, for which the bottom plan view is the same;

FIG. 5 is a right side view thereof;

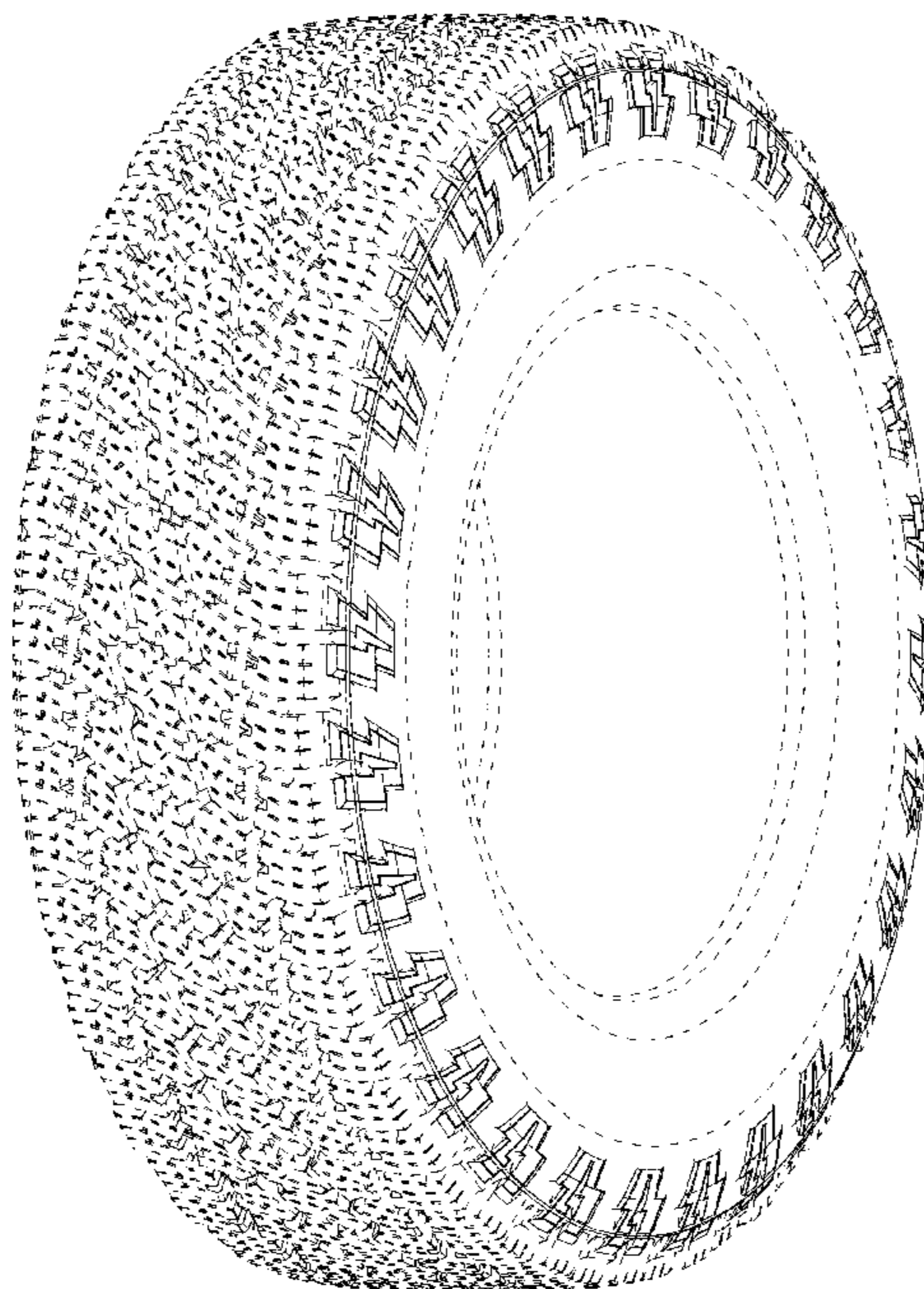
FIG. 6 is a left side view thereof;

FIG. 7 is an enlarged view taken along lines 7-7 in FIG. 2; and,

FIG. 8 is a cross-sectional view taken along line 8-8 in FIG. 7.

In the drawings, the broken lines showing portions of the tire tread, sidewall, and inner bead depict portions of the tire that form no part of the claimed design.

1 Claim, 8 Drawing Sheets



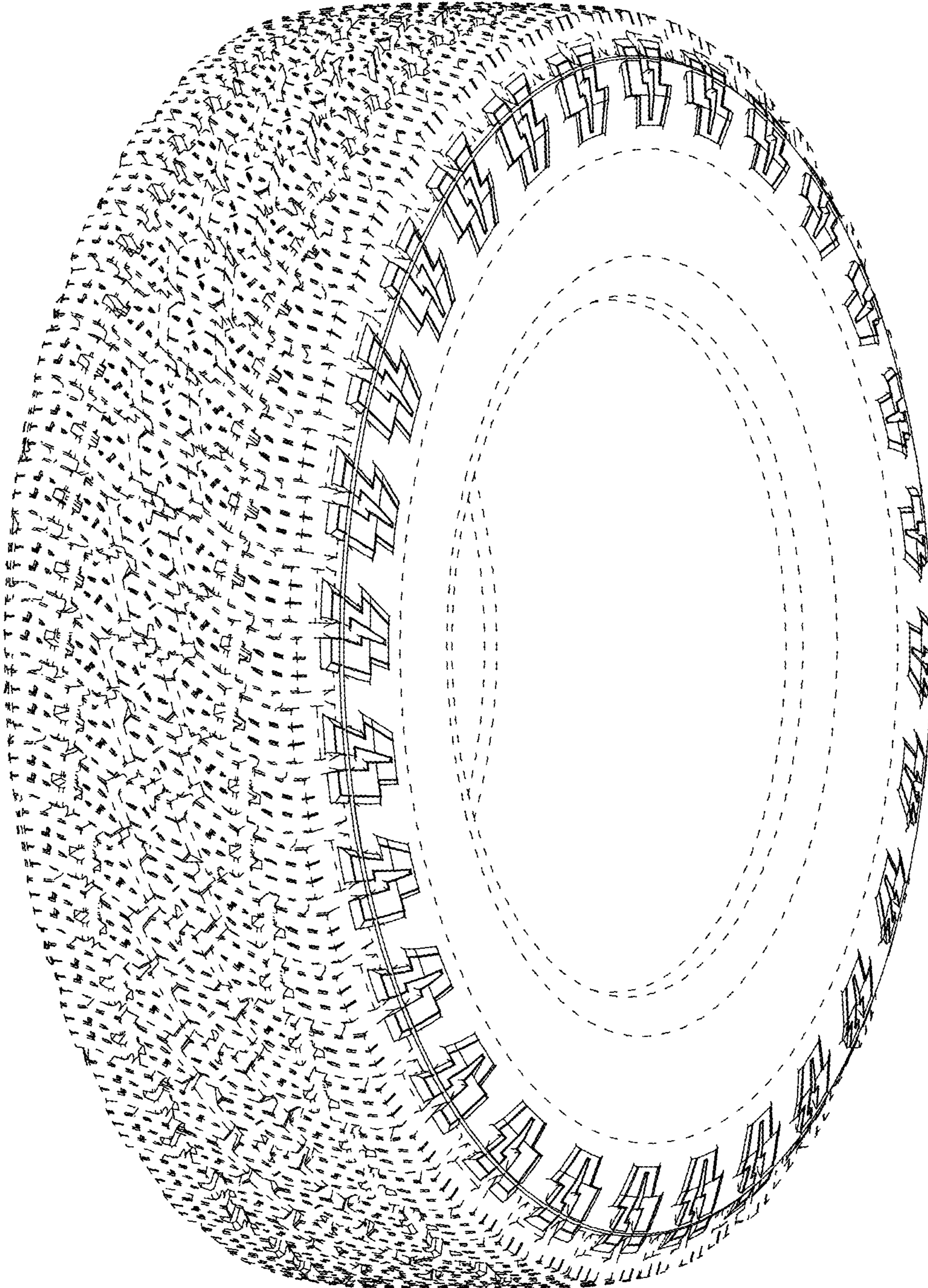


FIG. 1

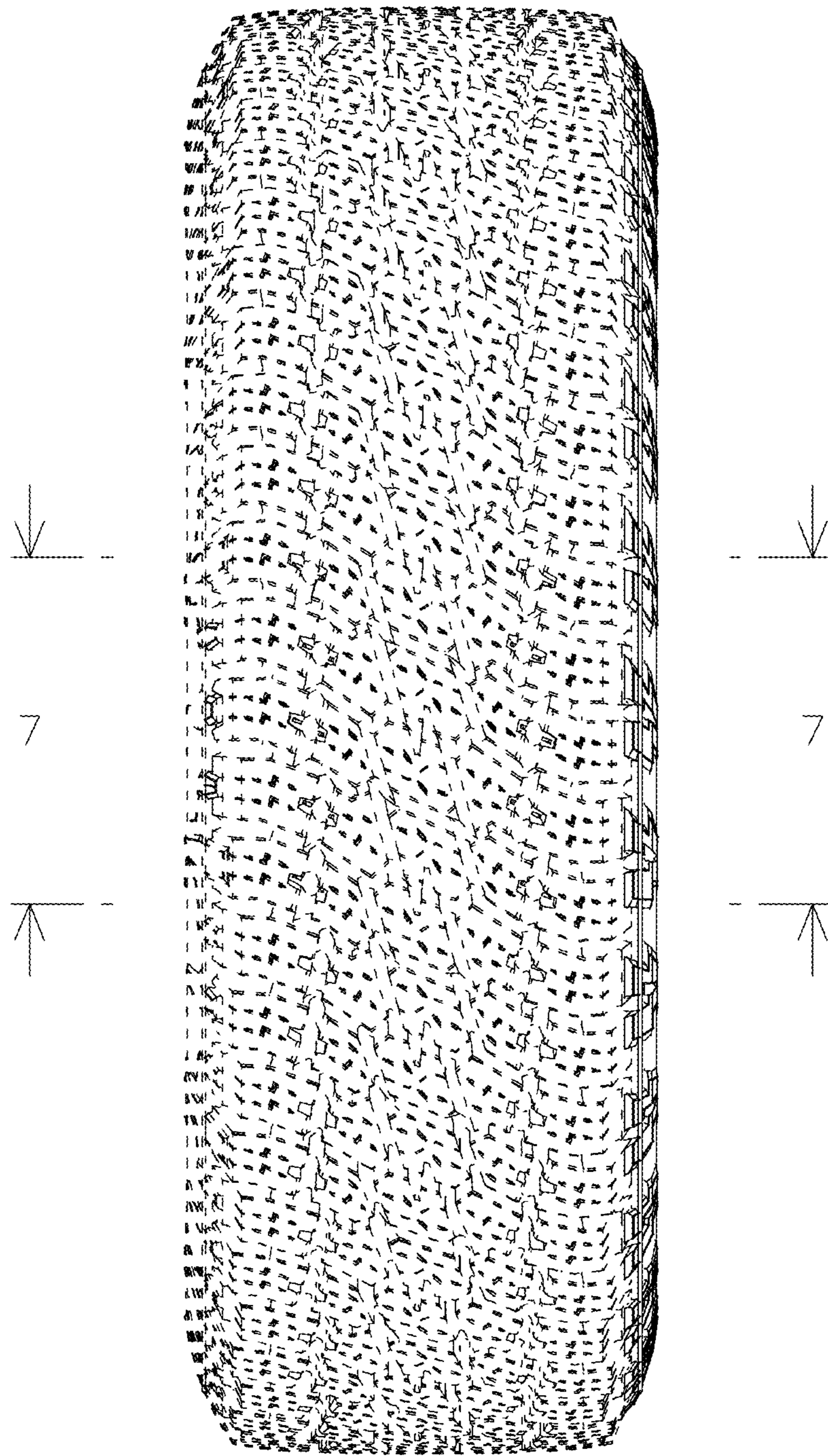


FIG. 2




FIG. 3




FIG. 4

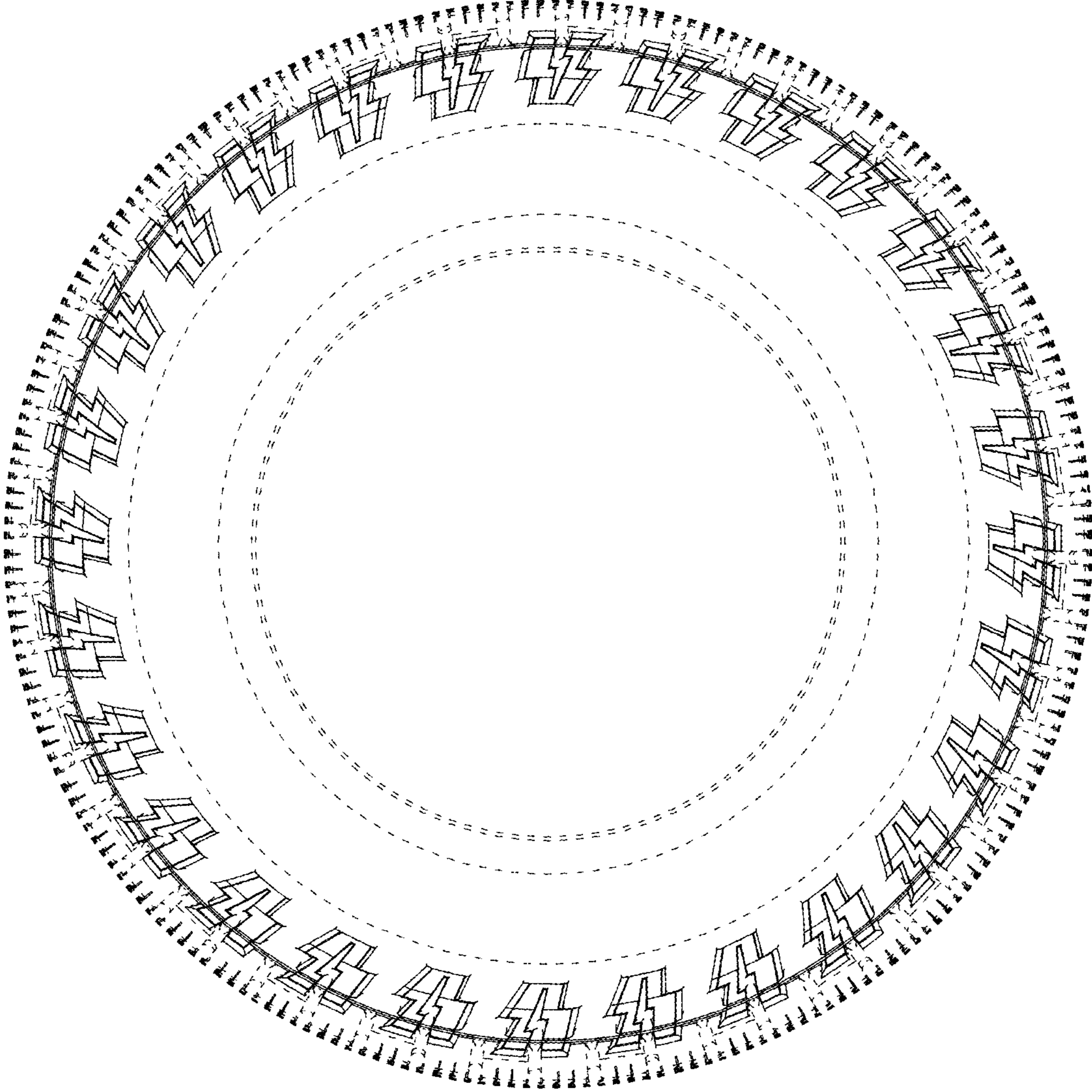


FIG. 5

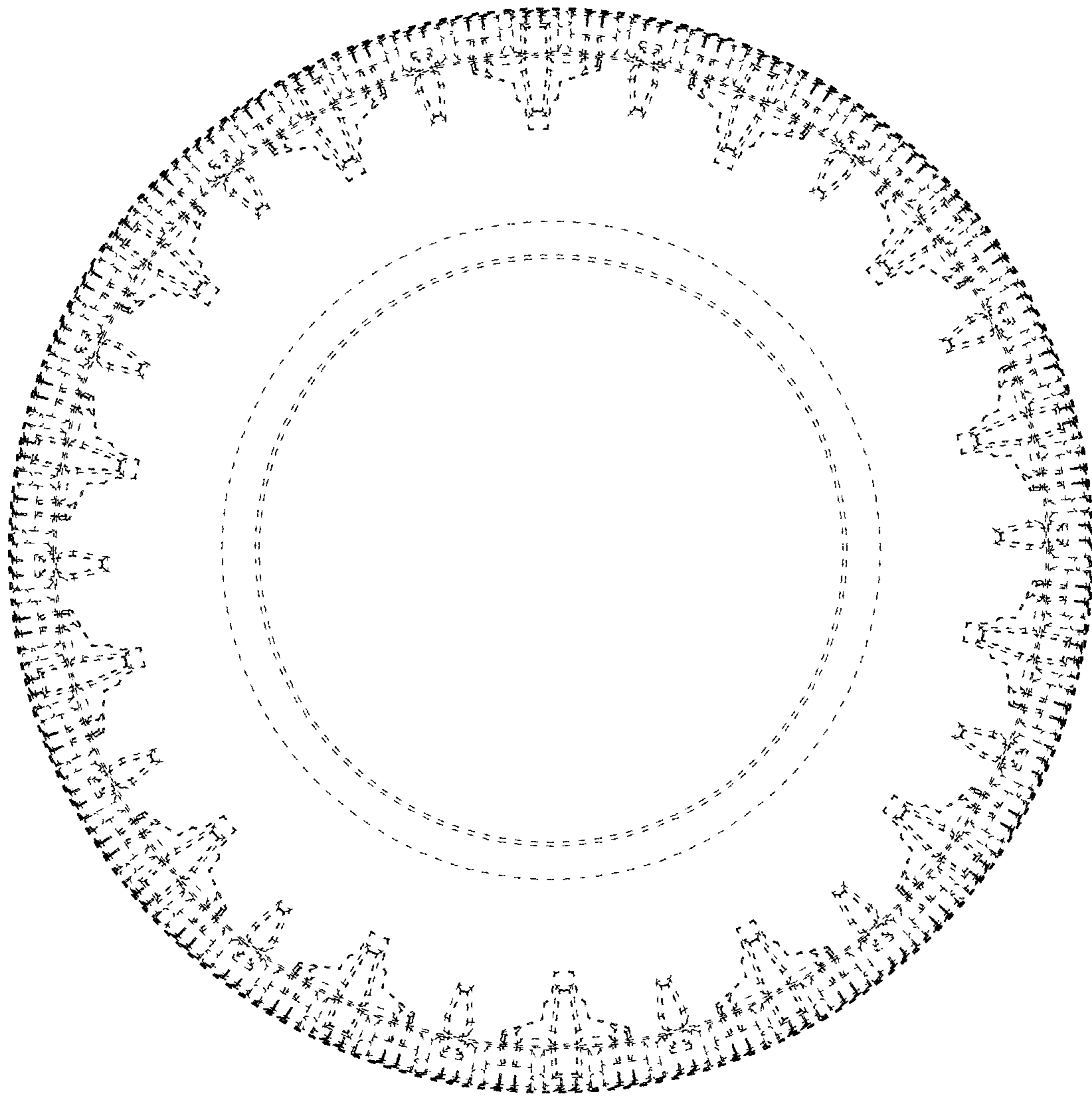


FIG. 6




FIG. 7




FIG. 8