

US00D768061S

(12) **United States Design Patent** (10) **Patent No.:** **US D768,061 S**
Cerny (45) **Date of Patent:** **** Oct. 4, 2016**

(54) **TIRE TREAD**
(71) Applicant: **Bridgestone Bandag, LLC**, Muscatine, IA (US)
(72) Inventor: **Andrew D. Cerny**, Riverside, IA (US)
(73) Assignee: **Bridgestone Bandag, LLC**, Muscatine, IA (US)
(**) Term: **15 Years**
(21) Appl. No.: **29/543,615**
(22) Filed: **Oct. 27, 2015**
(51) **LOC (10) Cl.** **12-15**
(52) **U.S. Cl.**
USPC **D12/594**
(58) **Field of Classification Search**
USPC D12/574, 577, 579, 580, 594, 598, 600, D12/602
CPC B60C 11/03; B60C 11/0306; B60C 11/0337; B60C 11/0339; B60C 11/11
See application file for complete search history.

D608,729 S 1/2010 Brown
D609,165 S 2/2010 Fujioka
D615,921 S 5/2010 Cerny
D621,341 S 8/2010 Cerny
D631,002 S 1/2011 Cazin-Bourguignon et al.
D647,036 S 10/2011 Yamaguchi
D647,468 S * 10/2011 Weaver D12/588
D668,209 S 10/2012 De Benedittis et al.
D669,419 S 10/2012 Shimizu
D675,981 S 2/2013 Kuwahara
D686,145 S 7/2013 Godin et al.
D721,643 S 1/2015 Barrett et al.
D722,950 S 2/2015 Compte et al.
D734,713 S 7/2015 Maehara
D735,646 S 8/2015 Hair, Jr. et al.
D738,815 S 9/2015 Dixon et al.

* cited by examiner

Primary Examiner — Robert M Spear

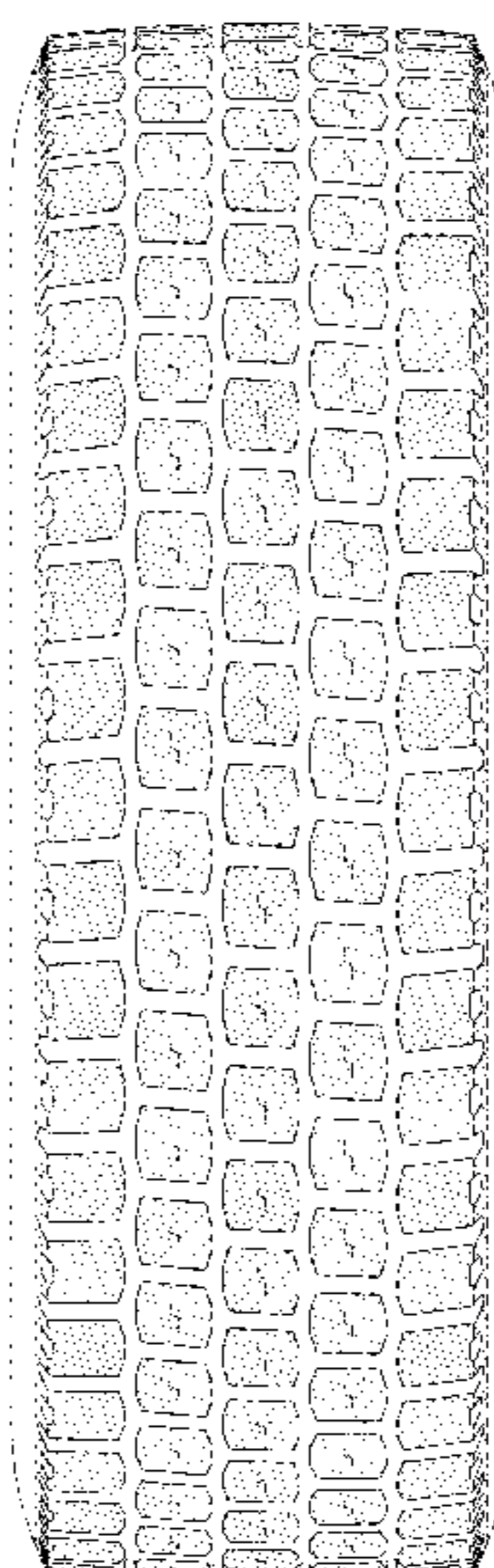
(57) **CLAIM**
The ornamental design for a tire tread, as shown and described.

DESCRIPTION

FIG. 1 is a side perspective view of a tire tread showing my new design, it being understood that the tread pattern is repeated throughout the circumference of the tire tread, the opposite side being the same as that shown; FIG. 2 is a front elevational view thereof, the opposite side being identical thereto; FIG. 3 is a side elevational view of the right side thereof, the opposite side being identical thereto; and, FIG. 4 is an enlarged fragmentary front elevational view thereof.
In the drawings, the shaded surfaces comprise the claim. The broken lines defining the sidewall, inner bead, tread lug side walls, the sipes, and the peripheral boundary between the claimed tire tread and the sidewall depict environmental subject matter that forms no part of the claimed design.

1 Claim, 4 Drawing Sheets

(56) **References Cited**
U.S. PATENT DOCUMENTS
D384,608 S 10/1997 Schuster
D384,613 S 10/1997 Le et al.
D388,371 S * 12/1997 Miyazaki D12/594
D392,605 S 3/1998 Le et al.
D414,449 S 9/1999 Schuster
D421,583 S 3/2000 Kemp, Jr.
D442,124 S 5/2001 Takada
D448,709 S * 10/2001 Le D12/600
D458,215 S * 6/2002 Le D12/600
D473,843 S * 4/2003 Le D12/600
D474,147 S 5/2003 Zurita
D485,231 S * 1/2004 Nonaka D12/594
D487,249 S 3/2004 Okamoto
D537,032 S * 2/2007 Lebreton D12/600
D605,581 S 12/2009 Yamaguchi et al.



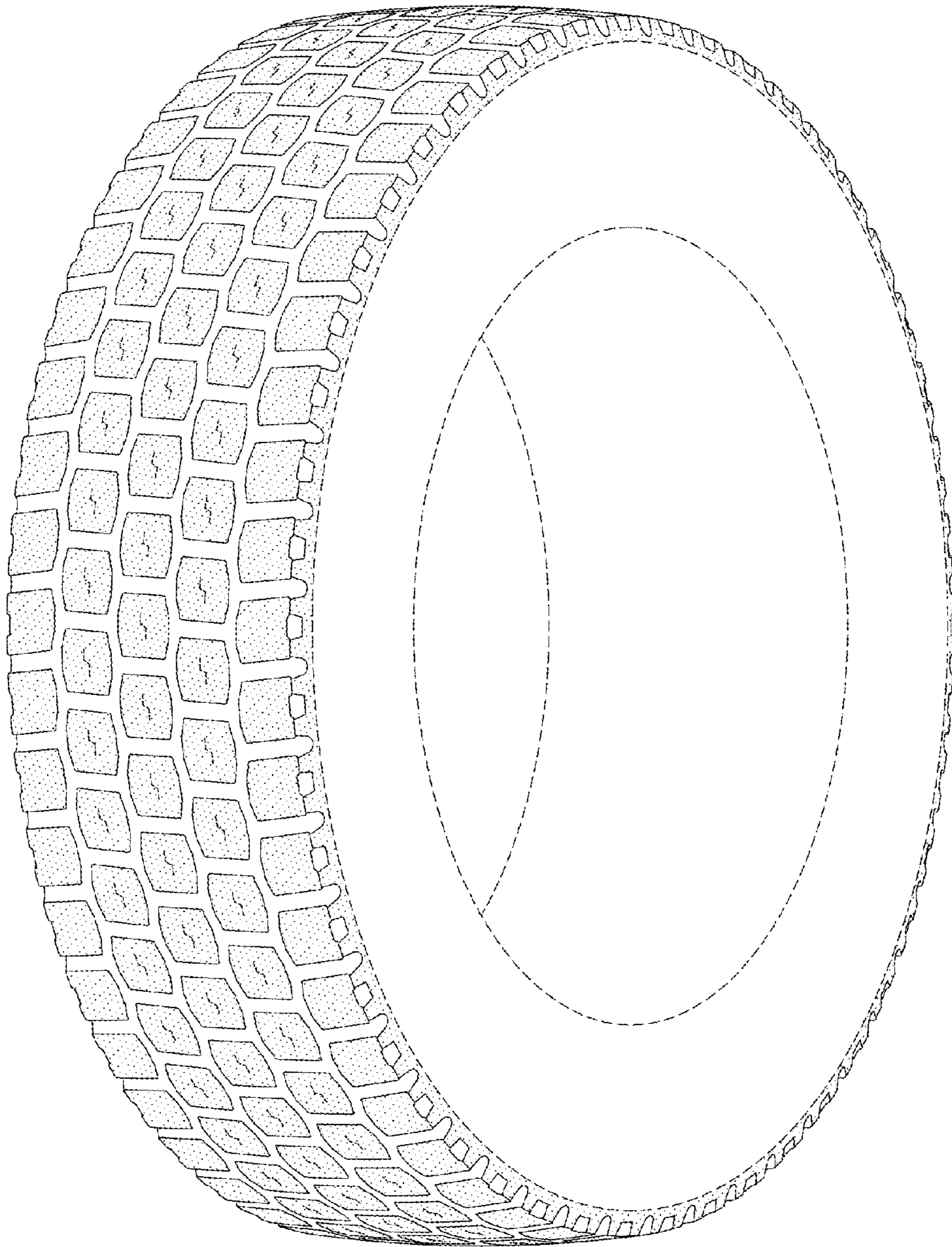


FIG-1

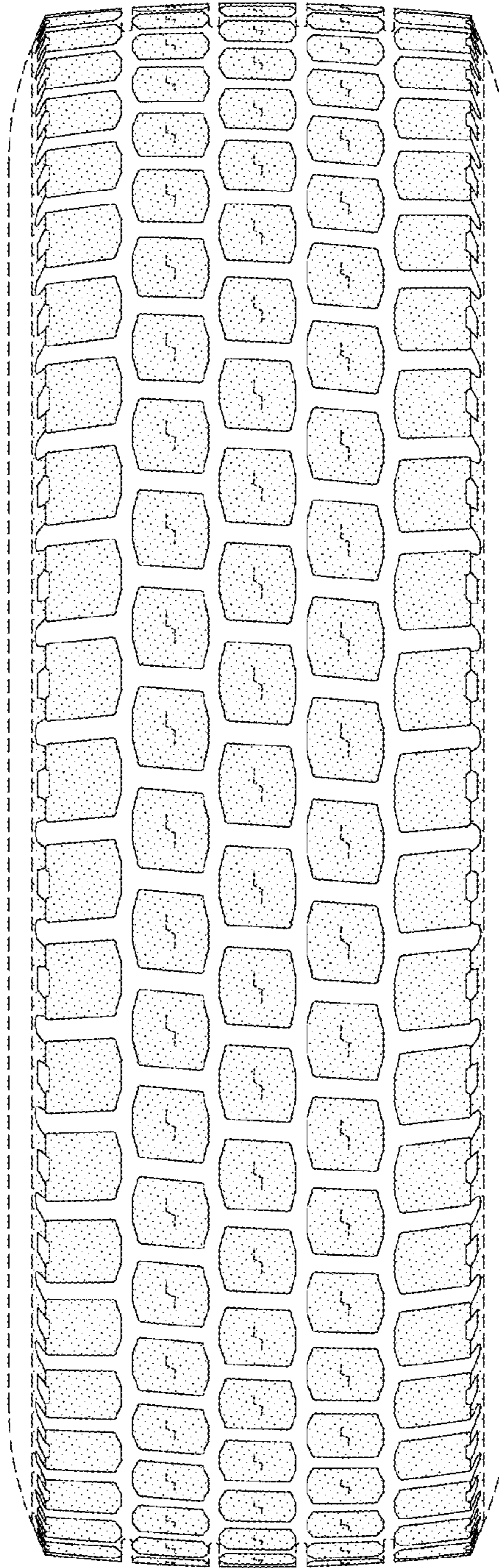


FIG-2




FIG-3

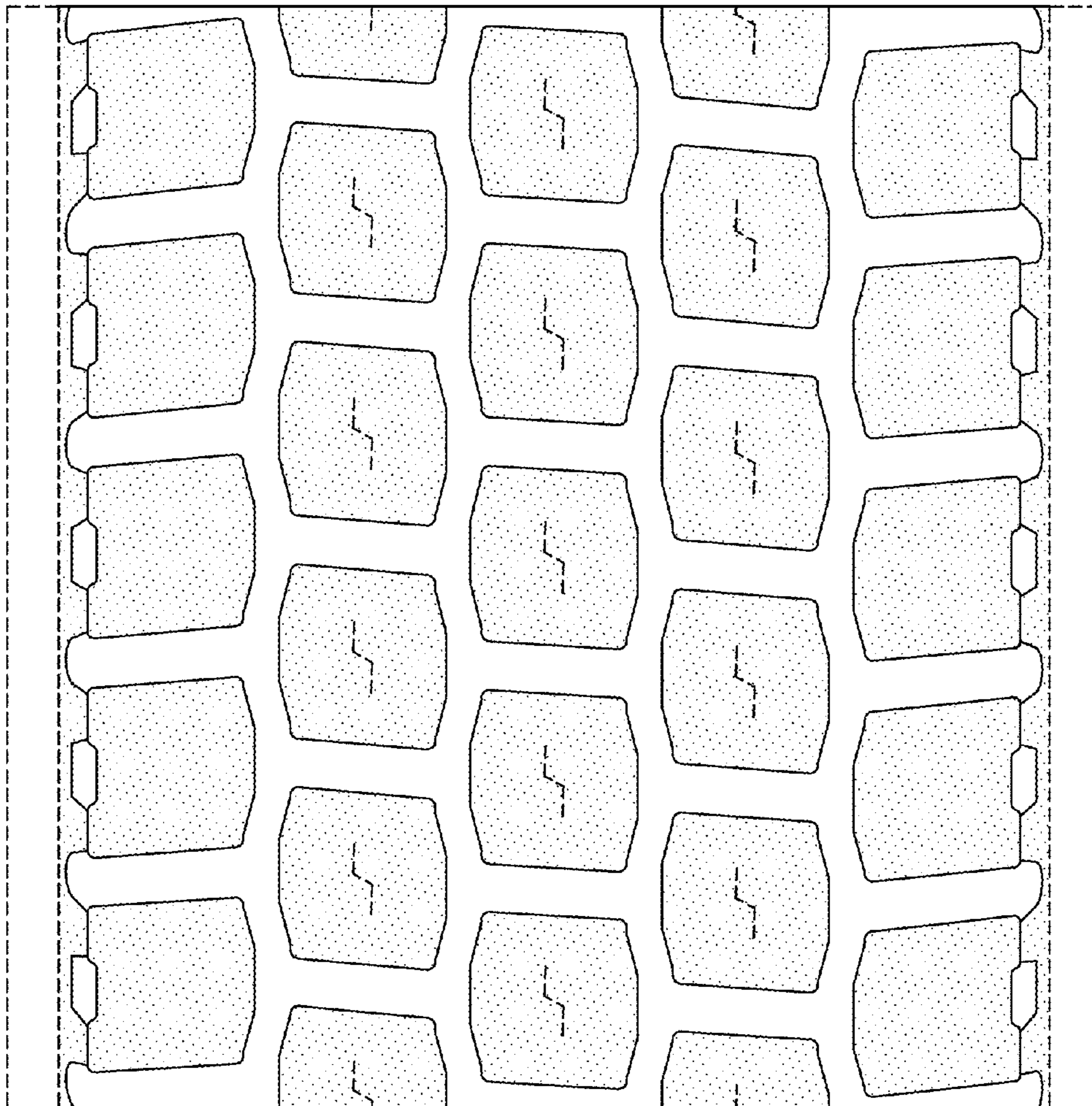


FIG-4