



US00D768058S

(12) **United States Design Patent**  
**Wang et al.**

(10) **Patent No.:** **US D768,058 S**

(45) **Date of Patent:** **\*\* Oct. 4, 2016**

(54) **TIRE**

(71) Applicant: **Shandong Linglong Tyre Co., Ltd.**,  
Zhaoyuan (CN)

(72) Inventors: **Feng Wang**, Zhaoyuan (CN); **Tao Jin**,  
Zhaoyuan (CN); **Changqing Yu**,  
Zhaoyuan (CN); **Meng Zhang**, Heze  
(CN); **Jingjing Liu**, Zhaoyuan (CN);  
**Shitao Ma**, Kashi (CN)

(73) Assignee: **SHANDONG LINGLONG TYRE**  
**CO., LTD.**, Zhaoyuan (CN)

(\*\*) Term: **15 Years**

(21) Appl. No.: **29/526,952**

(22) Filed: **May 14, 2015**

(51) **LOC (10) Cl.** ..... **12-15**

(52) **U.S. Cl.**  
USPC ..... **D12/587**

(58) **Field of Classification Search**  
USPC ..... D12/533-604, 900  
CPC ..... B60C 1/0016; B60C 11/0306; B60C  
11/0302; B60C 3/06; B60C 9/17  
See application file for complete search history.

(56) **References Cited**

**U.S. PATENT DOCUMENTS**

D170,854 S \* 11/1953 Stewart ..... D12/587  
D200,690 S \* 3/1965 Kunz ..... D12/587

D200,692 S \* 3/1965 Kunz ..... D12/587  
D216,354 S \* 12/1969 Cvengros Stow ..... D12/587  
D219,327 S \* 11/1970 Ravenhall ..... 152/900  
D219,498 S \* 12/1970 Hartlett ..... D12/587  
D219,499 S \* 12/1970 Hartlett ..... D12/587  
D219,500 S \* 12/1970 Hartlett ..... D12/587  
D288,188 S \* 2/1987 Manestar ..... D12/587  
D367,455 S \* 2/1996 Herberger ..... D12/587  
D402,237 S \* 12/1998 Harris ..... D12/587  
D415,720 S \* 10/1999 Roelle ..... D12/587  
D754,059 S \* 4/2016 Kristen ..... D12/586

\* cited by examiner

*Primary Examiner* — Robert M Spear

*Assistant Examiner* — John Voytek

(74) *Attorney, Agent, or Firm* — CBM Patent Consulting,  
LLC


(57) **CLAIM**

The ornamental design for a tire, as shown and described.

**DESCRIPTION**

FIG. 1 is a top view of a tire showing my new design;  
FIG. 2 is a bottom view thereof;  
FIG. 3 is a front view thereof;  
FIG. 4 is a rear view thereof;  
FIG. 5 is a left side elevational view thereof;  
FIG. 6 is a right side elevational view thereof; and,  
FIG. 7 is a perspective view thereof.

**1 Claim, 6 Drawing Sheets**






FIG. 1




FIG. 2




FIG. 3




FIG. 4




FIG. 5




FIG. 6



FIG. 7