

US00D768057S

(12) **United States Design Patent** (10) **Patent No.:** **US D768,057 S**
Scheifele (45) **Date of Patent:** **** Oct. 4, 2016**

(54) **TIRE TREAD**
(71) Applicant: **Bridgestone Americas Tire Operations, LLC**, Nashville, TN (US)
(72) Inventor: **Kevin E. Scheifele**, Atwater, OH (US)
(73) Assignee: **Bridgestone Americas Tire Operations, Inc.**, Nashville, TN (US)
(**) Term: **15 Years**
(21) Appl. No.: **29/538,888**
(22) Filed: **Sep. 9, 2015**
(51) **LOC (10) Cl.** **12-15**
(52) **U.S. Cl.**
USPC **D12/579**
(58) **Field of Classification Search**
USPC D12/559, 560, 564, 570, 574, 579, 581, D12/582, 583, 584, 585, 586, 588, 589, 590, D12/591, 594, 595, 596, 598, 60, 601, 602, D12/603
CPC ... B60C 11/03; B60C 11/0306; B60C 11/11; B60C 11/12; B60C 11/0311; B60C 11/0346; B60C 11/0386
See application file for complete search history.

D493,415 S 7/2004 Noailly
D500,285 S 12/2004 Ikeda
D512,369 S 12/2005 Lo
D516,014 S 2/2006 Fukunaga
D517,002 S 3/2006 Welbes
D530,265 S 10/2006 Hutz et al.
D537,033 S 2/2007 Dumigan et al.
D551,161 S 9/2007 Beaubras et al.
D558,664 S 1/2008 Herbeuval et al.
D578,957 S 10/2008 Bonko et al.
D586,735 S 2/2009 Lo
D590,330 S 4/2009 Miyazaki
D593,485 S 6/2009 Davidson, Jr. et al.
D594,400 S 6/2009 Pringiers
D609,167 S 2/2010 Regallis et al.
D610,071 S 2/2010 Song
D610,530 S 2/2010 Perdriat
D610,974 S 3/2010 Hagiwara
D614,122 S 4/2010 Seibert
D627,708 S 11/2010 Carter et al.

(Continued)

Primary Examiner — Robert M Spear
(74) Attorney, Agent, or Firm — Shaun J. Fox


(57) **CLAIM**
The ornamental design for a tire tread, as shown and described.

DESCRIPTION

FIG. 1 is a side perspective view of a tire tread showing my new design, it being understood that the tread pattern is repeated throughout the circumference of the tire tread, the opposite side being the same as that shown; FIG. 2 is a front elevational view thereof, the opposite side being identical thereto; and, FIG. 3 is an enlarged fragmentary front elevational view thereof. The broken lines defining the tread lug walls, tread groove features, sidewall, inner bead, and the peripheral boundary between the claimed tire tread and the sidewall depict environmental subject matter that forms no part of the claimed design.

1 Claim, 3 Drawing Sheets

(56) **References Cited**
U.S. PATENT DOCUMENTS
D303,363 S * 9/1989 Graas D12/602
D380,999 S 7/1997 Lurois et al.
D384,621 S * 10/1997 Coleman, Jr. D12/603
D420,956 S 2/2000 Rodicq et al.
D444,109 S 6/2001 De Coninck et al.
D444,743 S 7/2001 Labbe et al.
D444,744 S * 7/2001 Heinen D12/603
D453,311 S 2/2002 Guspodin et al.
D457,126 S 5/2002 Allison et al.
D457,128 S 5/2002 Robert et al.
D483,718 S 12/2003 Hutz et al.
D484,089 S 12/2003 Kindig et al.
D484,090 S 12/2003 Kindig et al.



(56)


References Cited

U.S. PATENT DOCUMENTS

D629,744 S 12/2010 Umstot et al.
D635,088 S 3/2011 Sareen
D636,722 S 4/2011 Davidson et al.
D637,142 S 5/2011 Nicolas et al.
D642,509 S 8/2011 Curtis et al.
D645,397 S 9/2011 Sareen
D649,927 S 12/2011 Cerny

D656,085 S 3/2012 Maus et al.
D661,643 S 6/2012 Kaji
D662,464 S 6/2012 Dixon et al.
D662,876 S 7/2012 Larregain
D667,363 S 9/2012 Kudo
D675,559 S 2/2013 Yamada
D710,296 S 8/2014 Bani Hani et al.
D720,284 S 12/2014 Lo
D726,644 S 4/2015 Kuwahara

* cited by examiner






Fig. 2

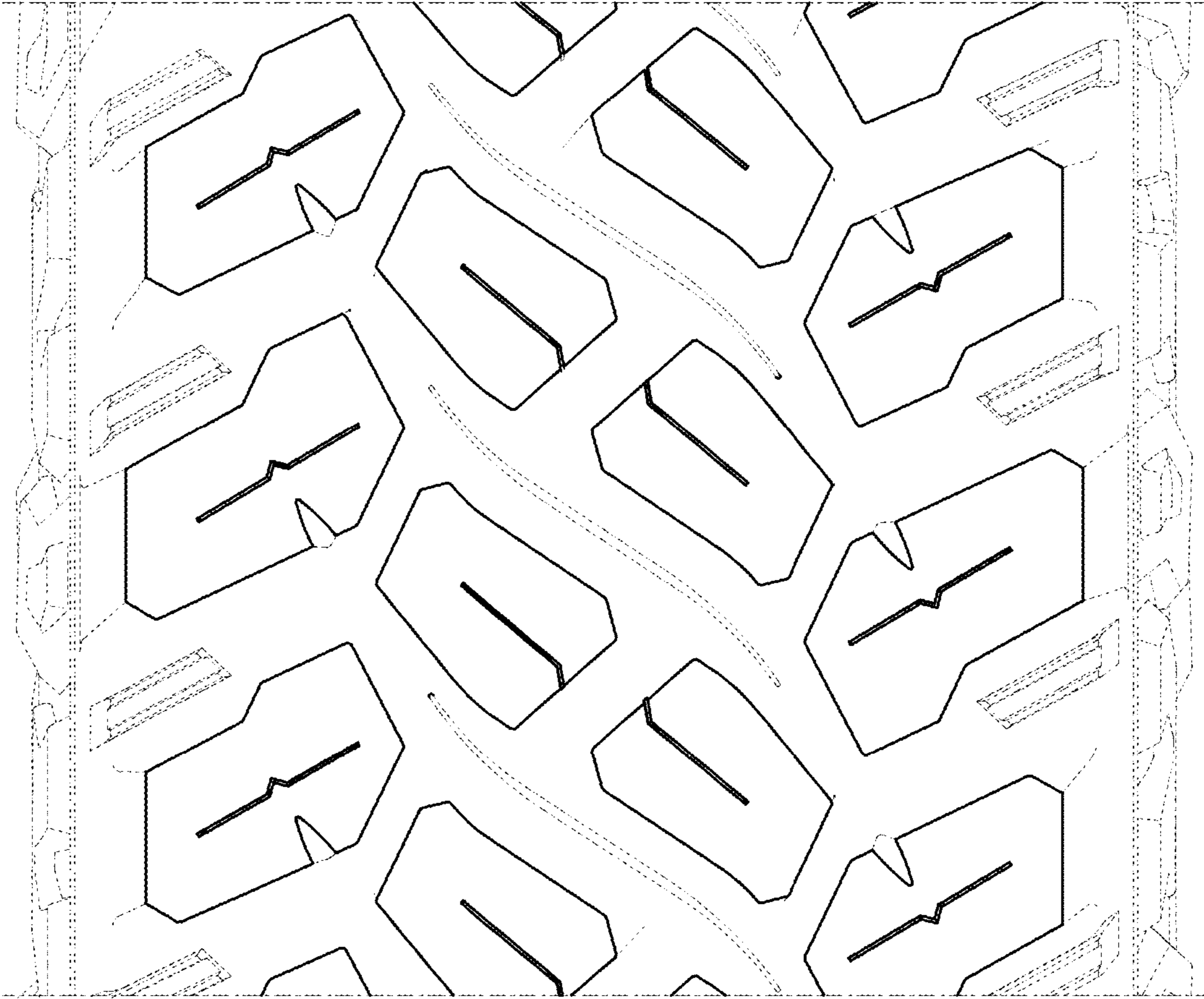


Fig. 3