



US00D768055S

(12) **United States Design Patent**
Wang et al.

(10) **Patent No.:** **US D768,055 S**
(45) **Date of Patent:** **** Oct. 4, 2016**

(54) **TIRE**

(71) Applicant: **Shandong Linglong Tyre Co., Ltd.**,
Zhaoyuan (CN)

(72) Inventors: **Feng Wang**, Zhaoyuan (CN); **Mei Li**,
Zhaoyuan (CN); **Mingrui Ye**, Huadian
(CN)

(73) Assignee: **SHANDONG LINGLONG TYRE**
CO., LTD., Zhaoyuan (CN)

(**) Term: **14 Years**

(21) Appl. No.: **29/522,946**

(22) Filed: **Apr. 5, 2015**

(51) **LOC (10) Cl.** **12-15**

(52) **U.S. Cl.**

USPC **D12/528**; D12/901

(58) **Field of Classification Search**

USPC D12/500-532, 900-901

CPC B60C 11/0304; B60C 11/0302; B60C

11/0306; B60C 11/0309; B60C 11/0318;

B60C 11/0311; B60C 11/042; B60C 11/13;

B60C 11/00; B60C 11/11; B60C 11/12

See application file for complete search history.

(56) **References Cited**

U.S. PATENT DOCUMENTS

D524,231 S * 7/2006 Marazzi D12/532

D551,158 S * 9/2007 Collette D12/528

D600,630 S * 9/2009 Shibata D12/528

D648,258 S * 11/2011 Ohashi D12/532
D713,326 S * 9/2014 Fontaine D12/532
D722,947 S * 2/2015 Nemoto D12/528
D726,099 S * 4/2015 Youn D12/523
D751,972 S * 3/2016 Qin D12/532

* cited by examiner

Primary Examiner — Stacia Cadmus

(74) *Attorney, Agent, or Firm* — CBM Patent Consulting,
LLC

(57) **CLAIM**

The ornamental design for a tire, as shown and described.

DESCRIPTION

FIG. 1 is a top view of a tire showing my new design;

FIG. 2 is a bottom view thereof;

FIG. 3 is a front view thereof;

FIG. 4 is a rear view thereof;


FIG. 5 is a left side elevational view thereof;

FIG. 6 is a right side elevational view thereof

FIG. 7 is a perspective view thereof; and,

FIG. 8 is an enlarged partial view of FIG. 5.

1 Claim, 7 Drawing Sheets






FIG. 1




FIG. 2



FIG. 3



FIG. 4




FIG. 5




FIG. 6



FIG. 7




FIG. 8