



US00D768038S

(12) **United States Design Patent**
Lesnik et al.

(10) **Patent No.:** **US D768,038 S**
(45) **Date of Patent:** **** Oct. 4, 2016**

(54) **RADIATOR GRILL FOR A VEHICLE**
(71) Applicant: **Daimler AG**, Stuttgart (DE)
(72) Inventors: **Robert Lesnik**, Leonberg (DE);
Gorden Wagener, Gaeufelden (DE)

(73) Assignee: **Daimler AG**, Stuttgart (DE)

(**) Term: **14 Years**

(21) Appl. No.: **29/524,882**

(22) Filed: **Apr. 24, 2015**

(30) **Foreign Application Priority Data**

Oct. 27, 2014 (WO) DM/084805

(51) **LOC (10) Cl.** **12-16**

(52) **U.S. Cl.**
USPC **D12/163**

(58) **Field of Classification Search**
USPC D12/169, 163, 196, 171, 90-92, 216;
293/102, 113, 115, 117, 120;
296/180.1, 180.2; 180/68.1, 68.6
CPC .. B60R 19/52; B60R 2019/25; B62D 25/084
See application file for complete search history.

(56) **References Cited**

U.S. PATENT DOCUMENTS

D587,175 S 2/2009 Bauer et al.
D589,413 S * 3/2009 Pfeiffer D12/163
D592,560 S 5/2009 Bauer et al.
D596,088 S * 7/2009 Camacho D12/163
D598,818 S * 8/2009 Bauer D12/163

D615,463 S * 5/2010 Frei D12/163
D635,897 S * 4/2011 Frei D12/163
D687,750 S 8/2013 Frei et al.
D692,804 S * 11/2013 Song D12/163
D703,108 S * 4/2014 Futschik D12/163
D703,109 S * 4/2014 Futschik D12/163

* cited by examiner

Primary Examiner — Melody N Brown

(74) *Attorney, Agent, or Firm* — Crowell & Moring LLP

(57) **CLAIM**

The ornamental design for a radiator grill for a vehicle, as shown and described.

DESCRIPTION

This application contains subject matter related to the following U.S. design patent applications:

Application Ser. No. 29/524,875, filed herewith and entitled "Vehicle, Toy, and/or Replicas Thereof";

Application Ser. No. 29/524,876, filed herewith and entitled "Front Portion of a Vehicle, Toy, and/or Replicas Thereof"; and

Application Ser. No. 29/524,883, filed herewith and entitled "Radiator Grill for a Vehicle".

FIG. 1 is a left, front perspective view of a radiator grill for a vehicle according to the design, the right, front perspective view being mirror symmetrical;

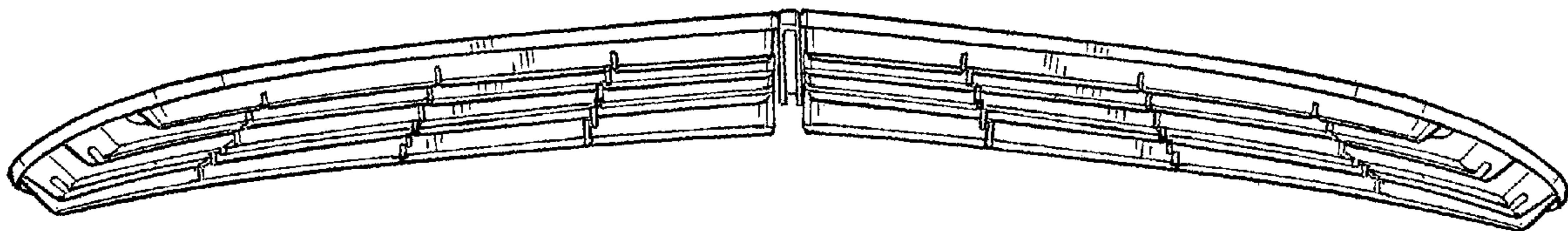
FIG. 2 is a front view thereof;

FIG. 3 is a top view thereof;

FIG. 4 is a bottom view thereof; and,

FIG. 5 is a left side view thereof, the right side view being mirror symmetrical.

1 Claim, 2 Drawing Sheets



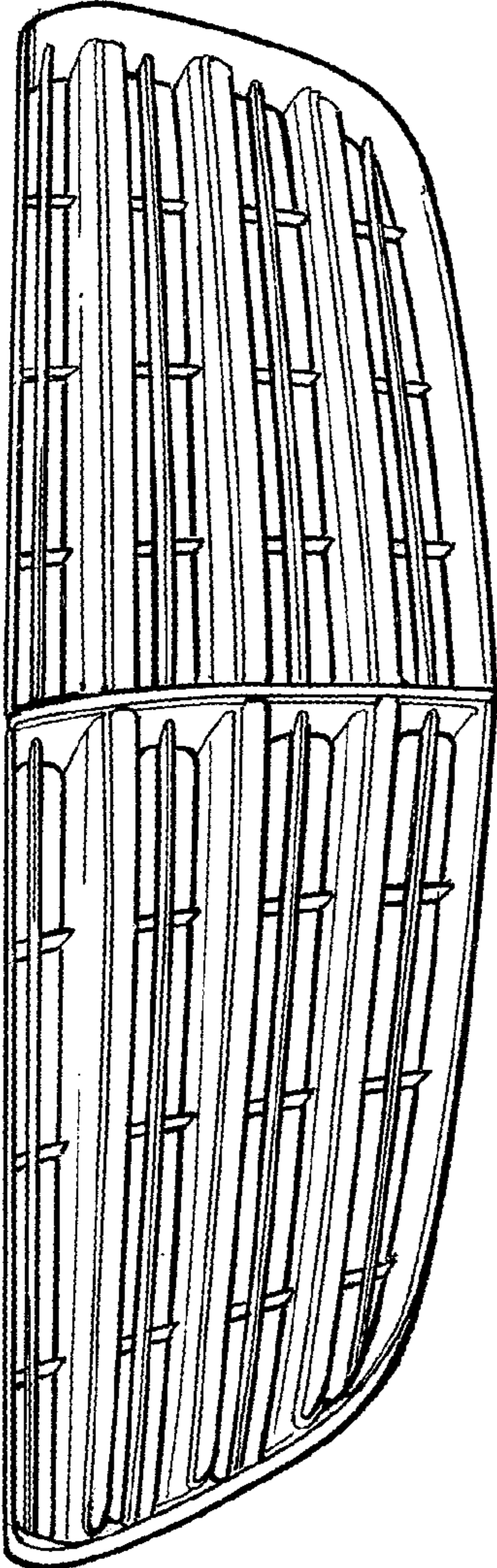


FIG. 1




FIG. 2




FIG. 3



FIG. 4




FIG. 5