



US00D768021S

(12) **United States Design Patent**
Kamilindi

(10) **Patent No.:** **US D768,021 S**

(45) **Date of Patent:** **** Oct. 4, 2016**

(54) **DIAL**

(71) Applicant: **HARRY WINSTON SA,**
Plan-les-Ouates (CH)

(72) Inventor: **Steve Kamilindi,** Genève (CH)

(73) Assignee: **HARRY WINSTON SA,**
Plan-les-Ouates (CH)

(**) Term: **15 Years**

(21) Appl. No.: **29/538,704**

(22) Filed: **Sep. 7, 2015**

(30) **Foreign Application Priority Data**

Mar. 5, 2015 (WO) DM/085762

(51) **LOC (10) Cl.** **10-07**

(52) **U.S. Cl.**
USPC **D10/126**

(58) **Field of Classification Search**

USPC D10/30-39, 122-132, 1-29

CPC G04B 19/00; G04B 19/06; G04B 19/065;

G04B 19/08; G04B 19/10; G04B 19/106;

G04B 19/26; G04B 19/262; G04B 19/268

See application file for complete search history.

(56) **References Cited**

U.S. PATENT DOCUMENTS

3,332,230 A * 7/1967 Pawl G04B 19/23
116/300

D217,003 S * 3/1970 Windebank et al. D10/1

D279,359 S * 6/1985 Szigeti D10/126

D513,710 S * 1/2006 Nataf D10/126

D554,003 S * 10/2007 Journe D10/31
D642,084 S * 7/2011 Garcia D10/124
D691,504 S * 10/2013 Ruffieux D10/126
D724,463 S * 3/2015 Boulangeot D10/126
2005/0232085 A1 * 10/2005 Scheufele G04B 19/2536
368/37

OTHER PUBLICATIONS

Harry Winston Project Z8, as posted at HarryWinston [online],
posting date not available [site visited Jun. 17, 2016]. Available
from the Internet, <URL: <http://www.harrywinston.com/en/project-z8>>.*

* cited by examiner

Primary Examiner — Catheri Oliver-Garcia

Assistant Examiner — Rebekah A Caruso

(74) *Attorney, Agent, or Firm* — Donald J. Ranft; Collen
IP

(57) **CLAIM**

The ornamental design for a dial, as shown and described.

DESCRIPTION

FIG. 1 is a front right perspective view of a dial showing my
new design;

FIG. 2 is a front view thereof;

FIG. 3 is a rear view thereof;

FIG. 4 is a right side view thereof;

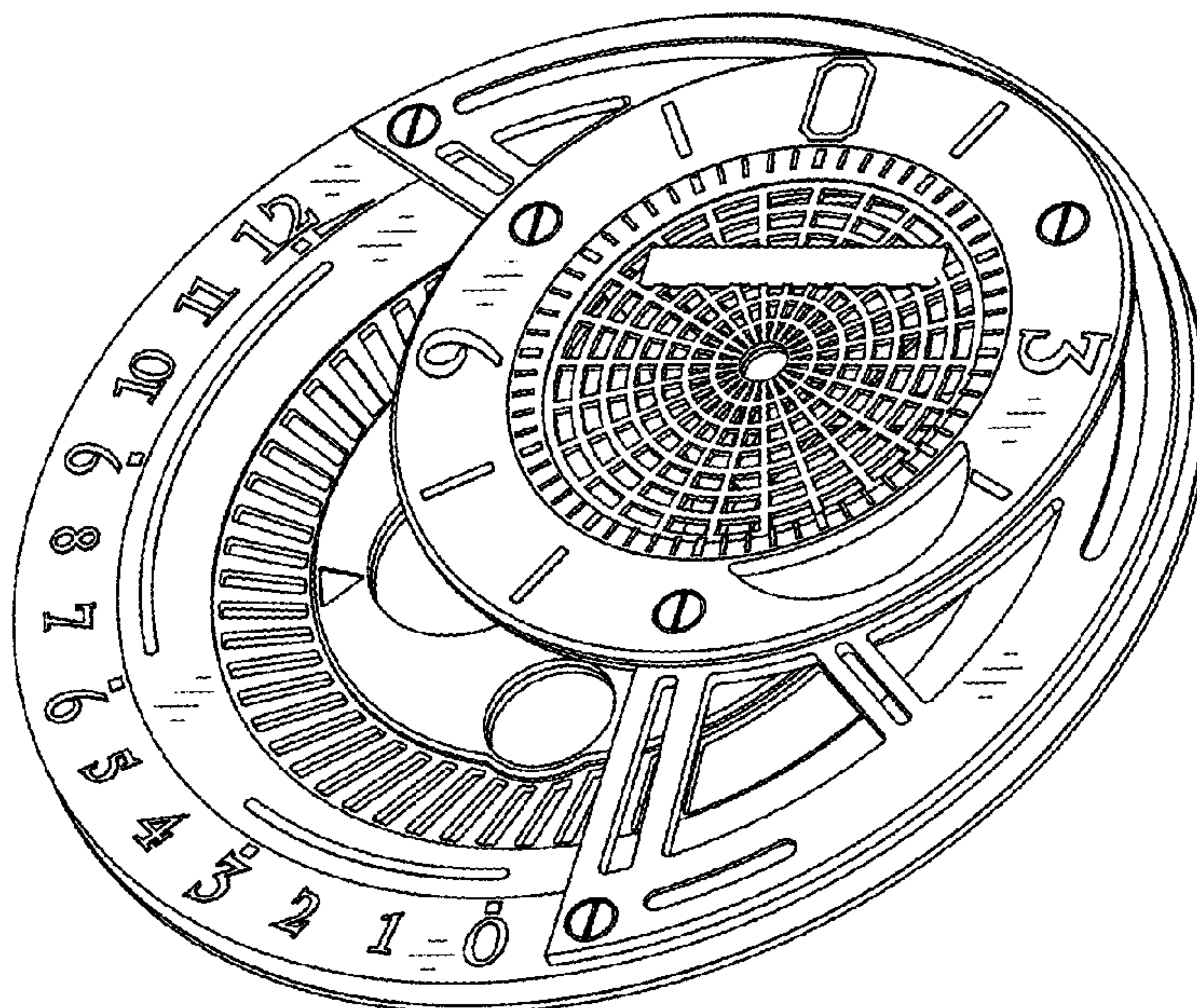
FIG. 5 is a left side view thereof;

FIG. 6 is a bottom view thereof; and,

FIG. 7 is a top view thereof.

The design depicted in FIG. 3 for the rear of the dial is flat.
The portions of the dial shown in broken lines form no part
of the claimed design.

1 Claim, 3 Drawing Sheets



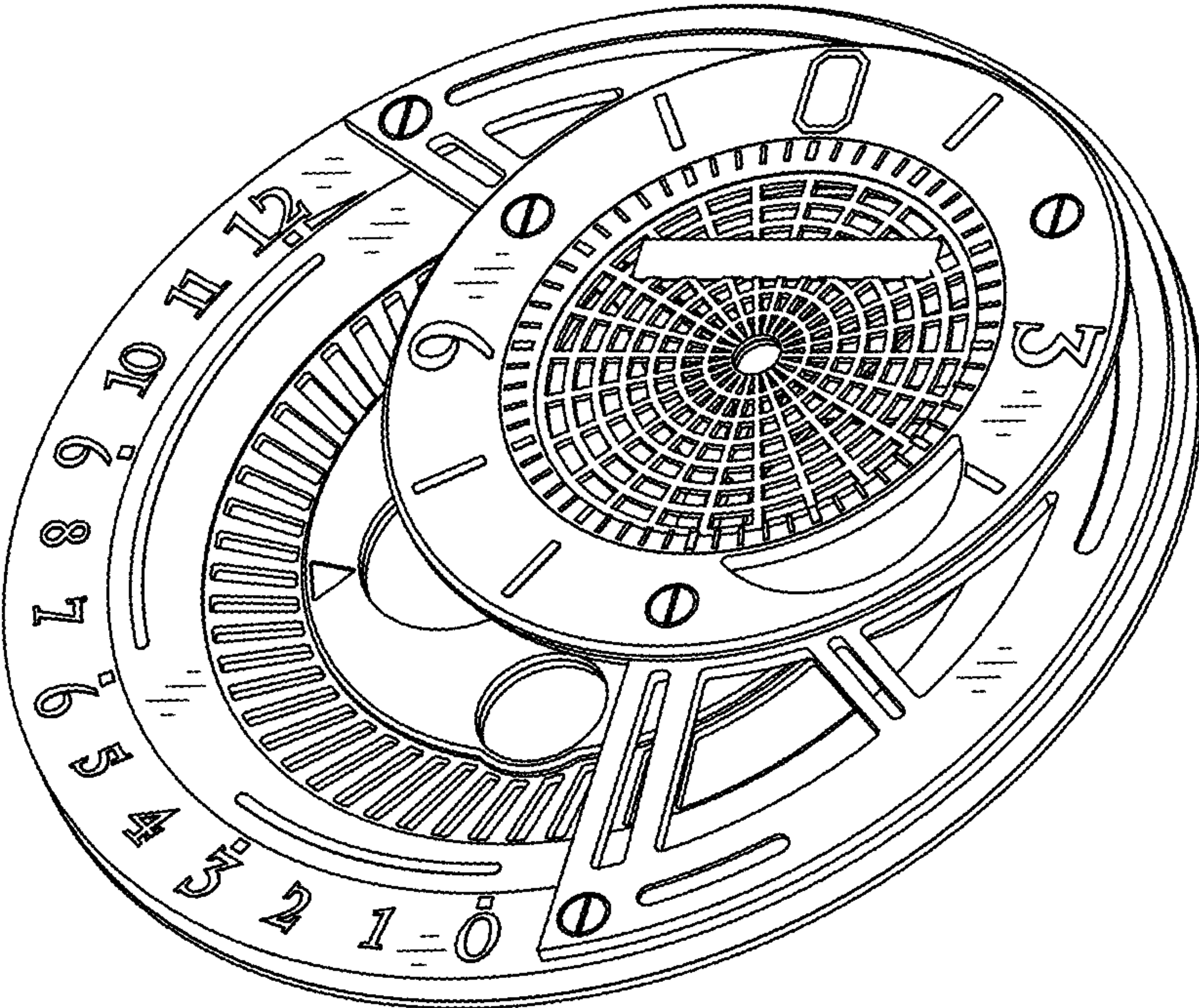
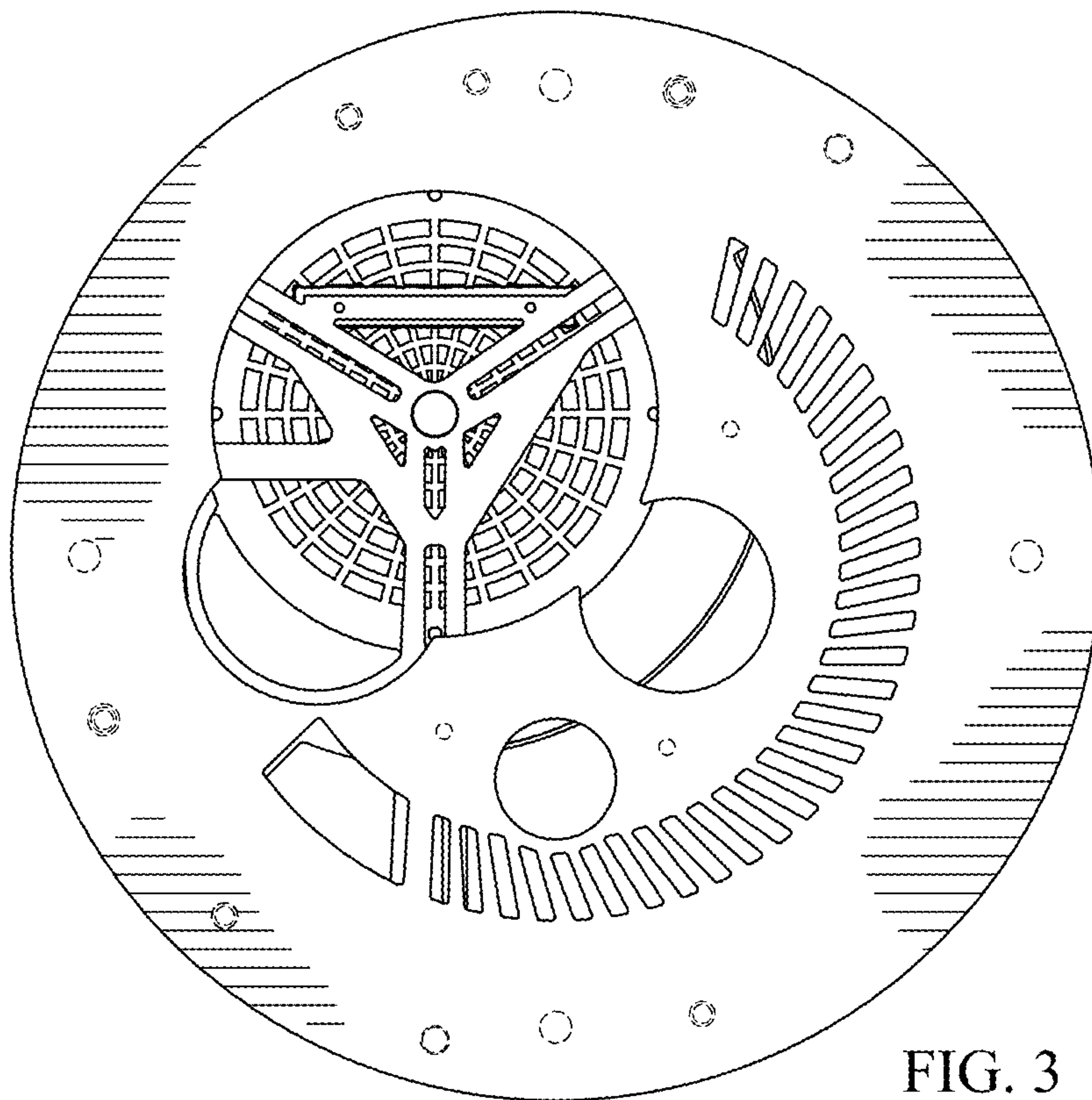
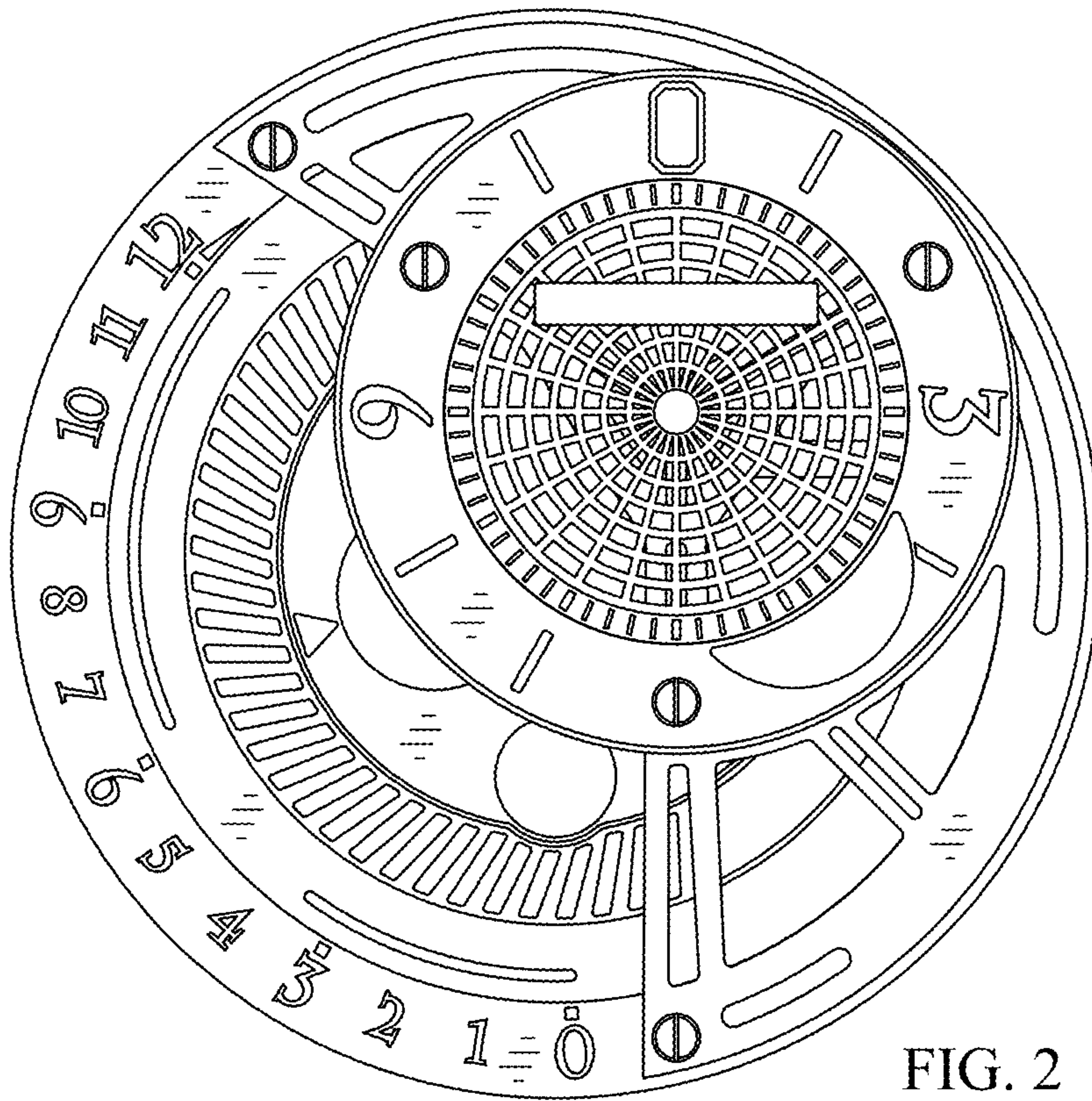


FIG. 1



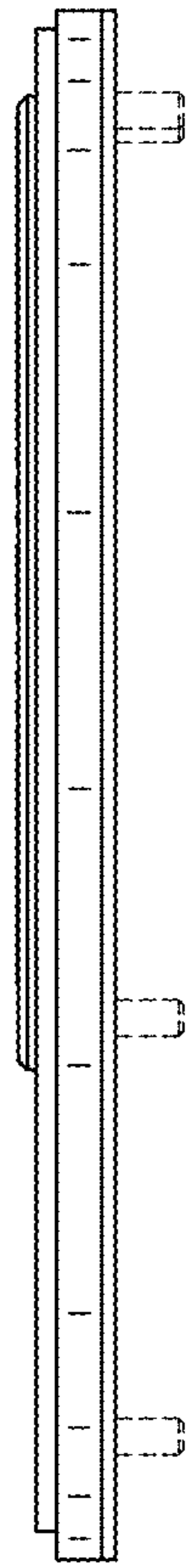


FIG. 4

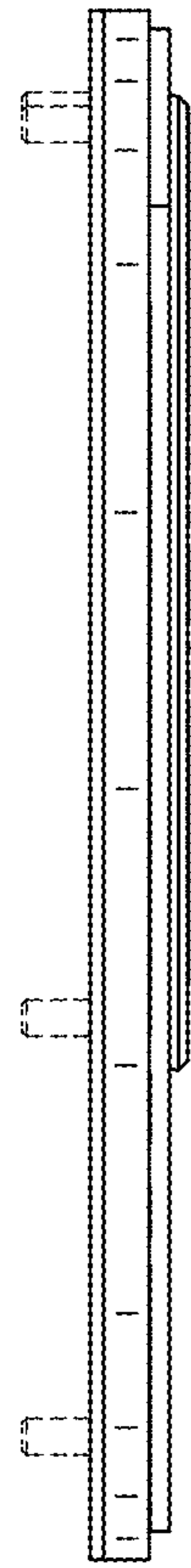


FIG. 5

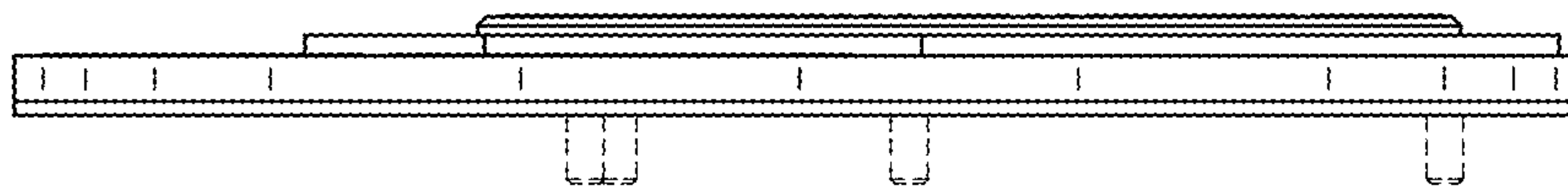


FIG. 6

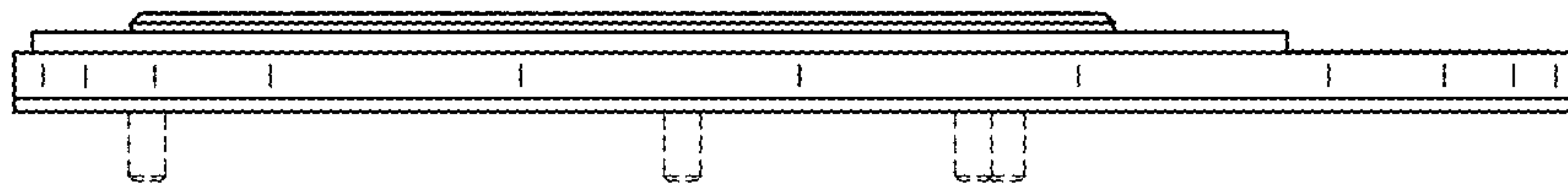


FIG. 7