



US00D768018S

(12) **United States Design Patent**
Lasserre

(10) **Patent No.:** **US D768,018 S**

(45) **Date of Patent:** **** Oct. 4, 2016**

(54) **DIAL**

(71) Applicant: **HARRY WINSTON SA,**
Plan-les-Ouates (CH)

(72) Inventor: **Christophe Lasserre,** Genève (CH)

(73) Assignee: **HARRY WINSTON SA,**
Plan-les-Ouates (CH)

(**) Term: **15 Years**

(21) Appl. No.: **29/538,667**

(22) Filed: **Sep. 5, 2015**

(30) **Foreign Application Priority Data**

Mar. 5, 2015 (WO) DM/085 763

(51) **LOC (10) Cl.** **10-07**

(52) **U.S. Cl.**
USPC **D10/126**

(58) **Field of Classification Search**

USPC D10/30-39, 122-132, 1-29

CPC G04B 19/00; G04B 19/06; G04B 19/065;
G04B 19/08; G04B 19/10; G04B 19/106;
G04B 19/26; G04B 19/262; G04B 19/268

See application file for complete search history.

(56) **References Cited**

U.S. PATENT DOCUMENTS

D55,520 S * 6/1920 Marsh D10/1
D55,521 S * 6/1920 Marsh D10/1
D56,426 S * 10/1920 Goodrow D10/1
D131,628 S * 3/1942 Heinmuller D10/1

D371,079 S * 6/1996 Mijatovic D10/39
D473,473 S * 4/2003 Wunderman D10/32
D701,134 S * 3/2014 Cerrato D10/126
D723,962 S * 3/2015 Gueit D10/126
D732,985 S * 6/2015 Cerrato D10/39

OTHER PUBLICATIONS

Harry Winston Midnight Big Date Automatic 42mm, as posted at HarryWinston [online], posting date not available [site visited Jun. 17, 2016]. Available from the Internet, <URL: <http://www.harrywinston.com/en/midnight-big-date-automatic-42mm-0>>.*

* cited by examiner

Primary Examiner — Catheri Oliver-Garcia

Assistant Examiner — Rebekah A Caruso

(74) *Attorney, Agent, or Firm* — Donald J. Ranft; Collen IP

(57) **CLAIM**

The ornamental design for a dial, as shown and described.

DESCRIPTION

FIG. 1 is a front right perspective view of a dial showing my new design;

FIG. 2 is a front view thereof;

FIG. 3 is a rear view thereof;

FIG. 4 is a left side view thereof;

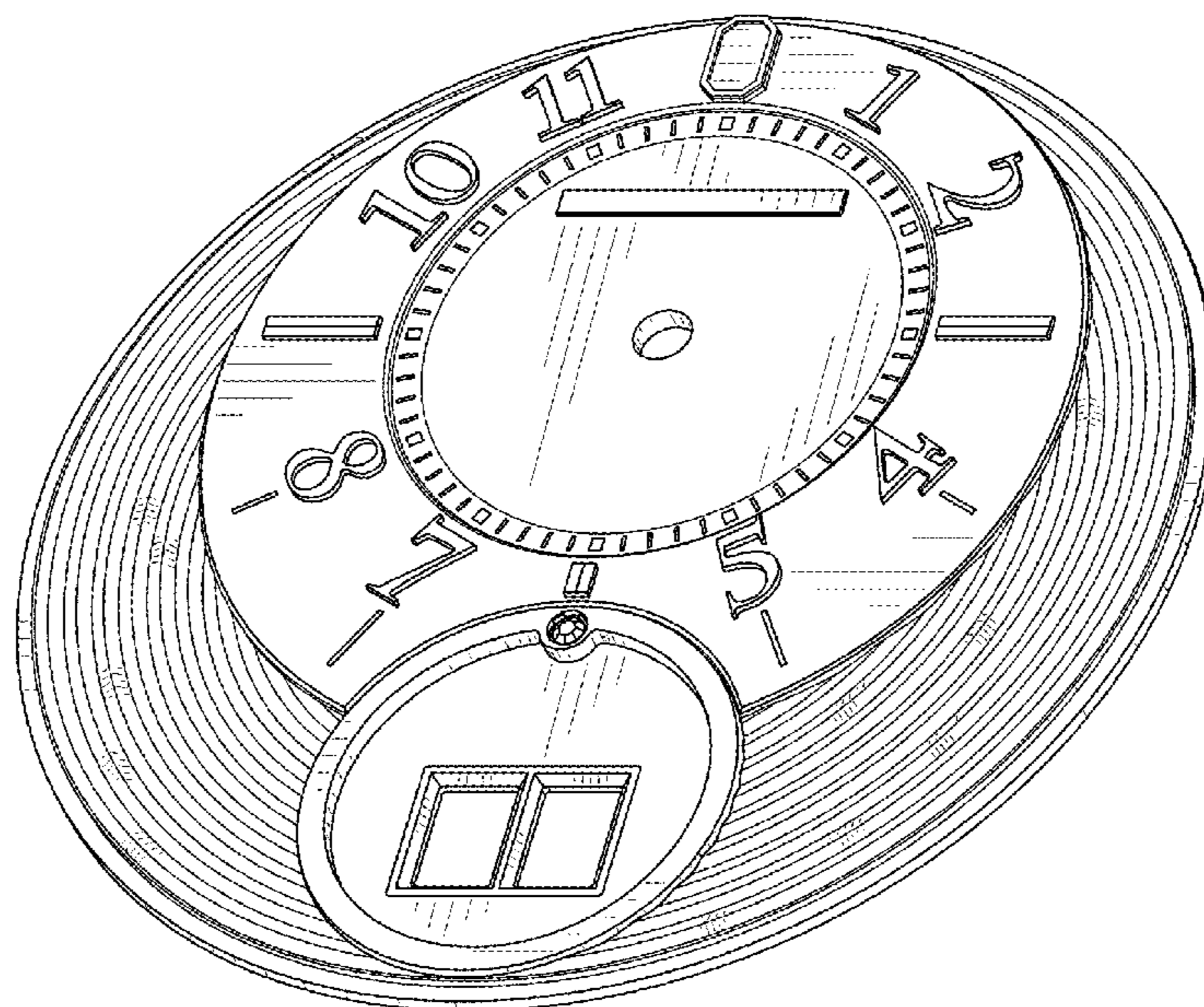
FIG. 5 is a right side view thereof;

FIG. 6 is a top view thereof; and,

FIG. 7 is a bottom view thereof.

The portions of the dial shown in broken lines form no part of the claimed design.

1 Claim, 4 Drawing Sheets



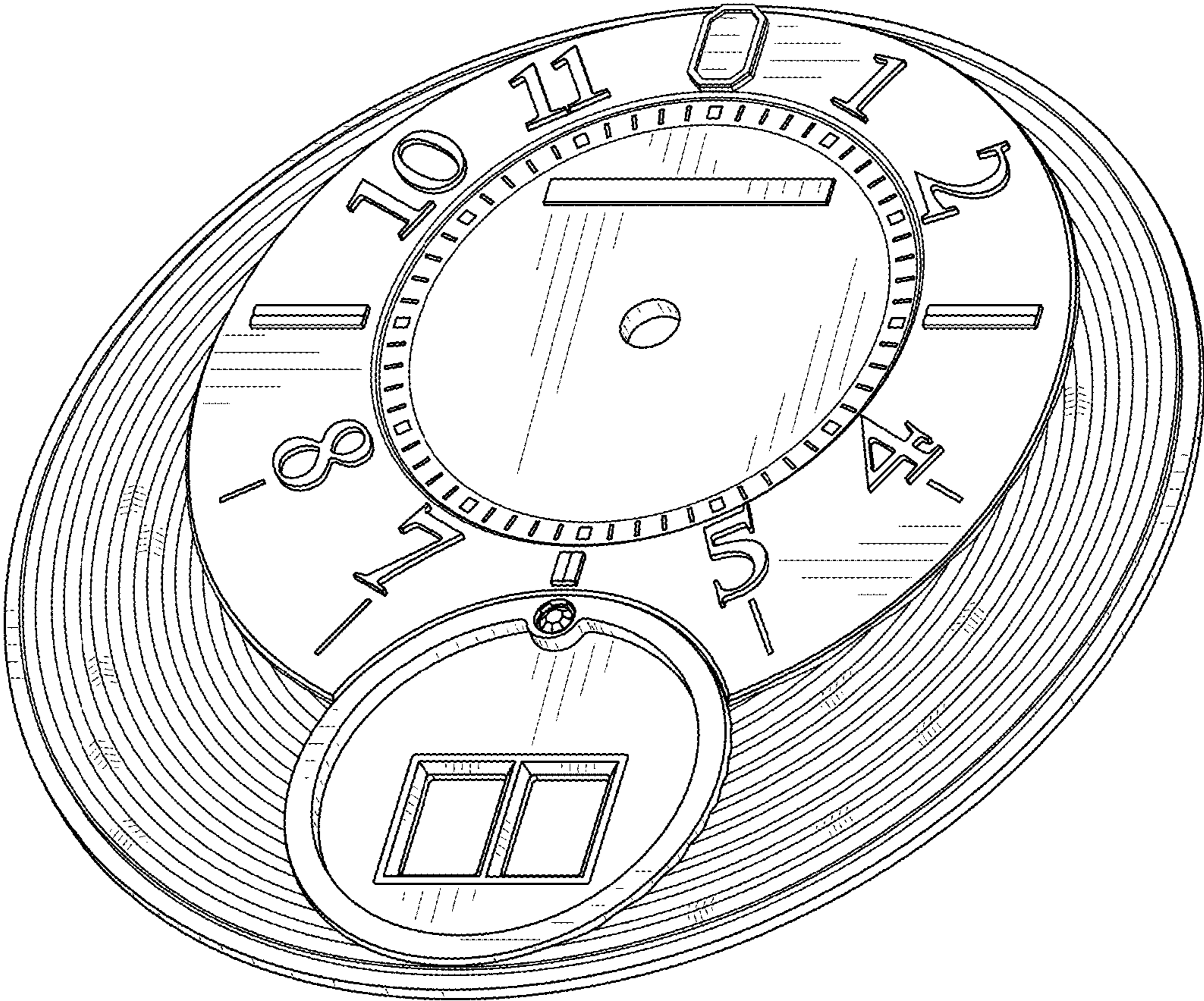


FIG. 1

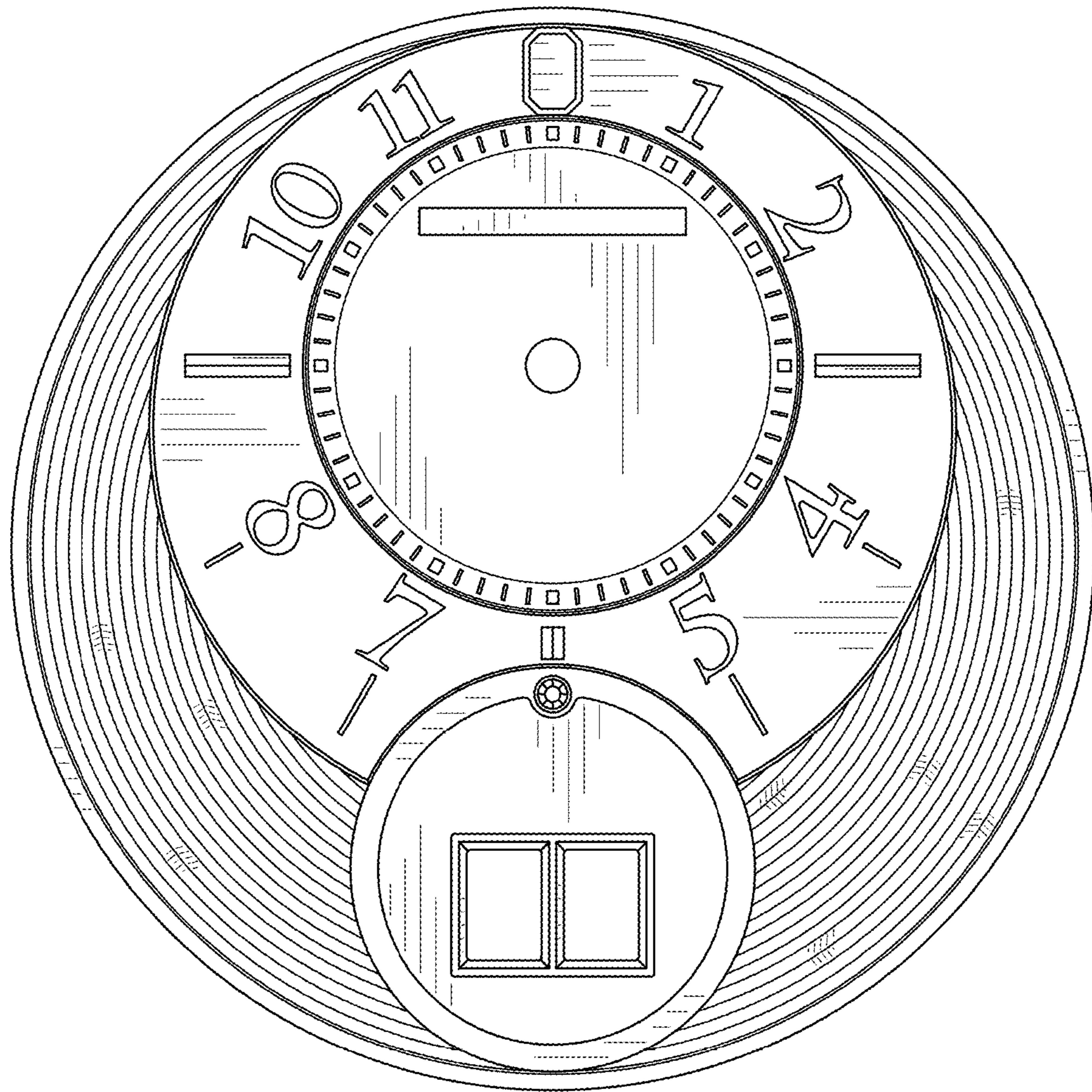


FIG. 2

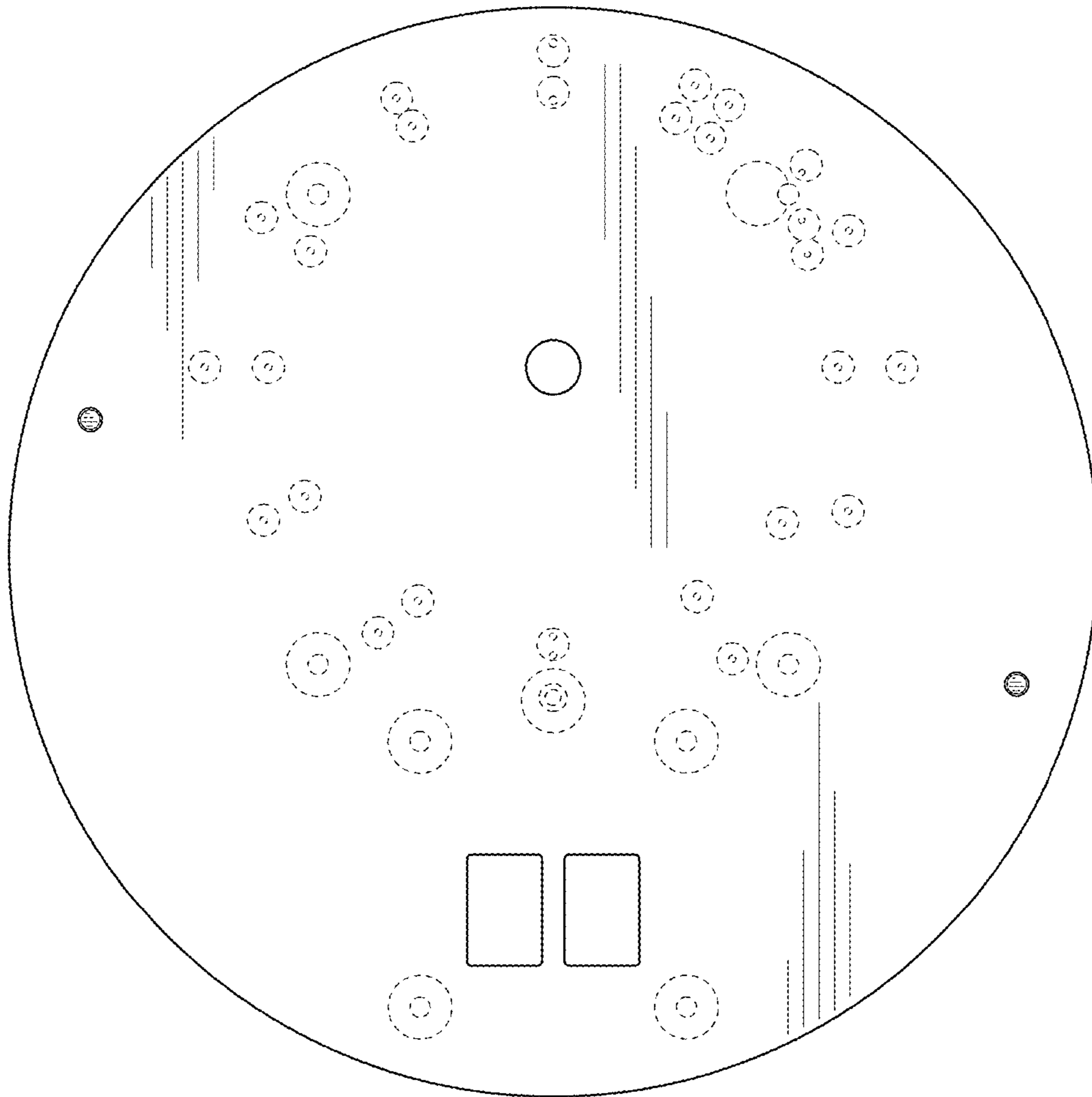


FIG. 3

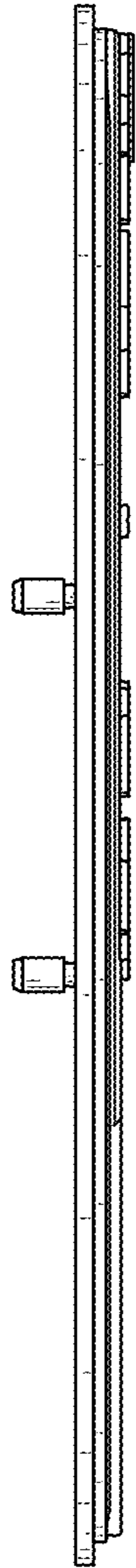


FIG. 4

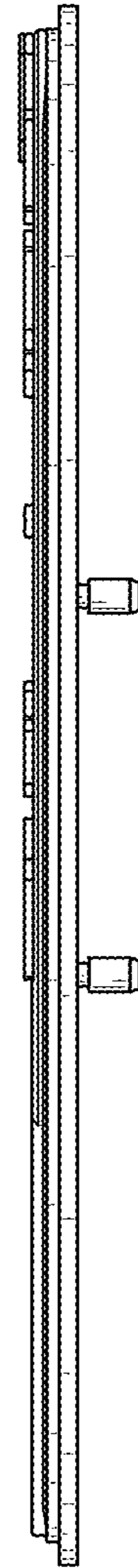


FIG. 5

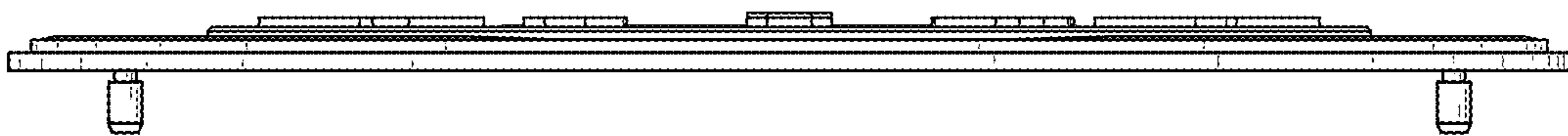


FIG. 6

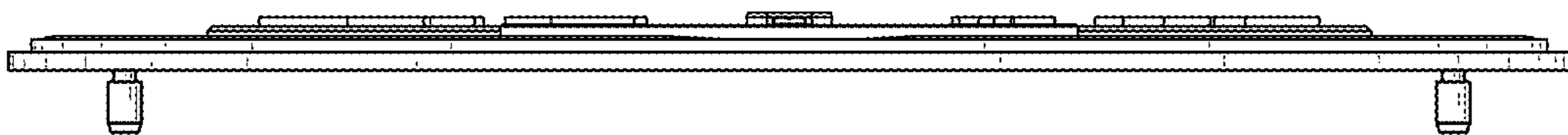


FIG. 7