

US00D768017S

(12) **United States Design Patent**
Calvani

(10) **Patent No.:** **US D768,017 S**
(45) **Date of Patent:** **** Oct. 4, 2016**

(54) **WATCH DIAL**

(71) Applicant: **ROLEX WATCH U.S.A., INC.**, New York, NY (US)

(72) Inventor: **Maria Cristina Calvani**, Cologny (CH)

(73) Assignee: **ROLEX WATCH U.S.A., Inc.**, New York, NY (US)

(**) Term: **15 Years**

(21) Appl. No.: **29/537,438**

(22) Filed: **Aug. 26, 2015**

(30) **Foreign Application Priority Data**

Feb. 26, 2015 (CH) 141310

(51) **LOC (10) Cl.** **10-07**

(52) **U.S. Cl.**
USPC **D10/126**

(58) **Field of Classification Search**
USPC D10/1-39, 122-132, 45; D11/44;
368/20-21, 28, 223

CPC G04B 45/0076; G04B 419/06; G04B
419/10; G04B 419/12; G04B 419/08; G04B
419/106; G04B 47/042; G04G 9/087
See application file for complete search history.

(56) **References Cited**

U.S. PATENT DOCUMENTS

6,295,251 B1 * 9/2001 Sakai G04B 19/10
368/232
D496,874 S * 10/2004 Nataf D10/126
D547,211 S * 7/2007 Dias D10/39
D560,515 S * 1/2008 Finazzi D10/39
D620,381 S * 7/2010 Rabassa D10/126
D620,827 S * 8/2010 Cerrato D10/126

D623,977 S * 9/2010 Cole D10/126
D668,573 S * 10/2012 Rabassa D10/126
D679,200 S * 4/2013 Jacquerye D10/39
D694,144 S * 11/2013 Calvani D10/126
D695,144 S * 12/2013 Calvani D10/126
D710,731 S * 8/2014 Calvani D10/126
D710,732 S * 8/2014 Calvani D10/126
D710,733 S * 8/2014 Calvani D10/126
D724,466 S * 3/2015 Gueit D10/126
D744,871 S * 12/2015 Rabassa D10/126
D746,713 S * 1/2016 Cerrato D10/126
D752,467 S * 3/2016 Schneider D10/126
D753,007 S * 4/2016 Muller D10/126
2011/0063953 A1 * 3/2011 Hasegawa G04C 3/143
368/80
2015/0092524 A1 * 4/2015 Verdon G04B 45/0076
368/285

* cited by examiner

Primary Examiner — Rosemary K Tarcza
Assistant Examiner — James Thorn, Sr.

(74) *Attorney, Agent, or Firm* — Sughrue Mion, PLLC


(57) **CLAIM**

The ornamental design for a watch dial, as shown and described.

DESCRIPTION

FIG. 1 is a perspective view of the watch dial according to my new design;
FIG. 2 is a front view thereof;
FIG. 3 is a rear view thereof;
FIG. 4 is a left side view thereof;
FIG. 5 is a right side view thereof;
FIG. 6 is a top view thereof; and,
FIG. 7 is a bottom view thereof.
The features shown in dash-dash broken lines form no part of the claimed design.

1 Claim, 5 Drawing Sheets






FIG. 1

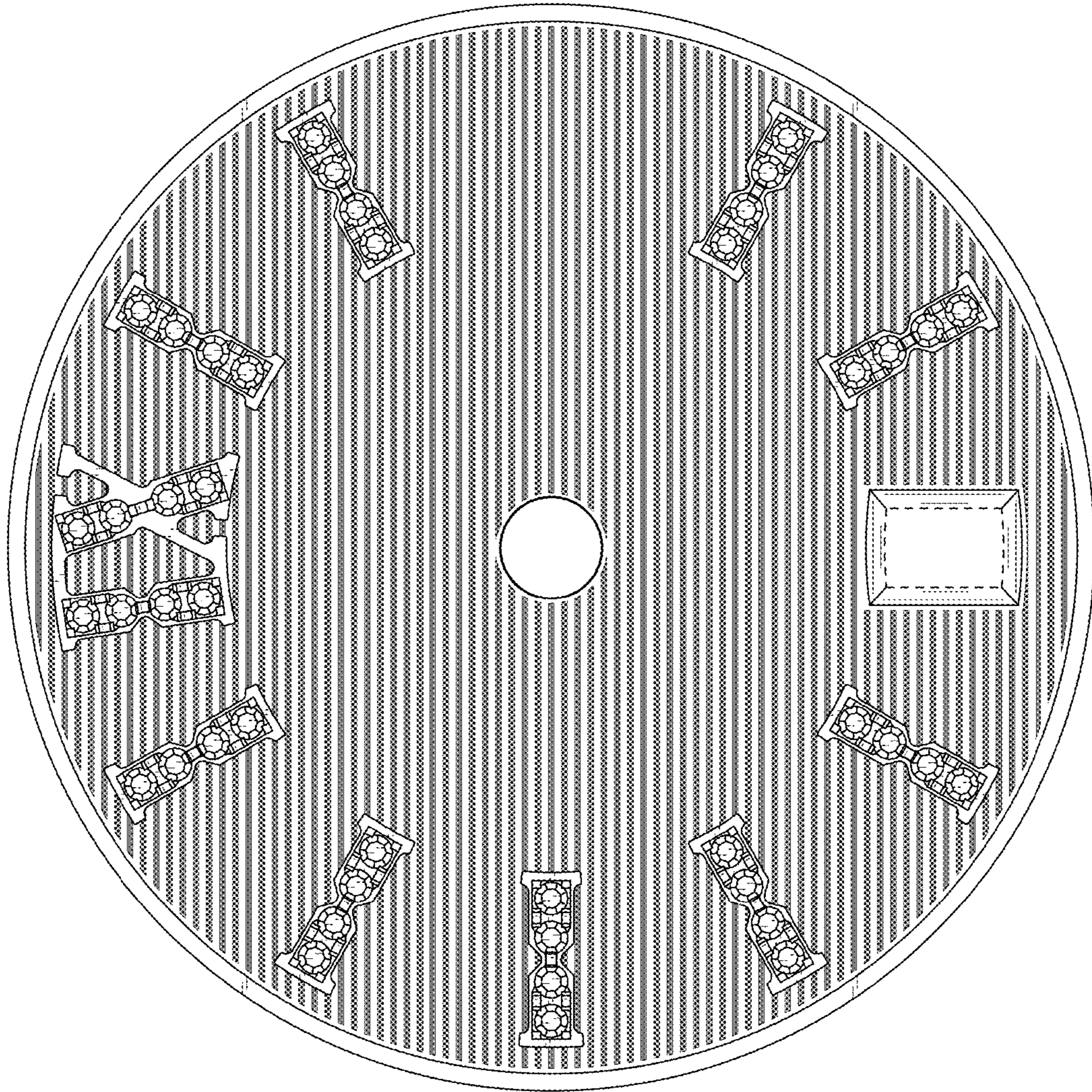


FIG. 2

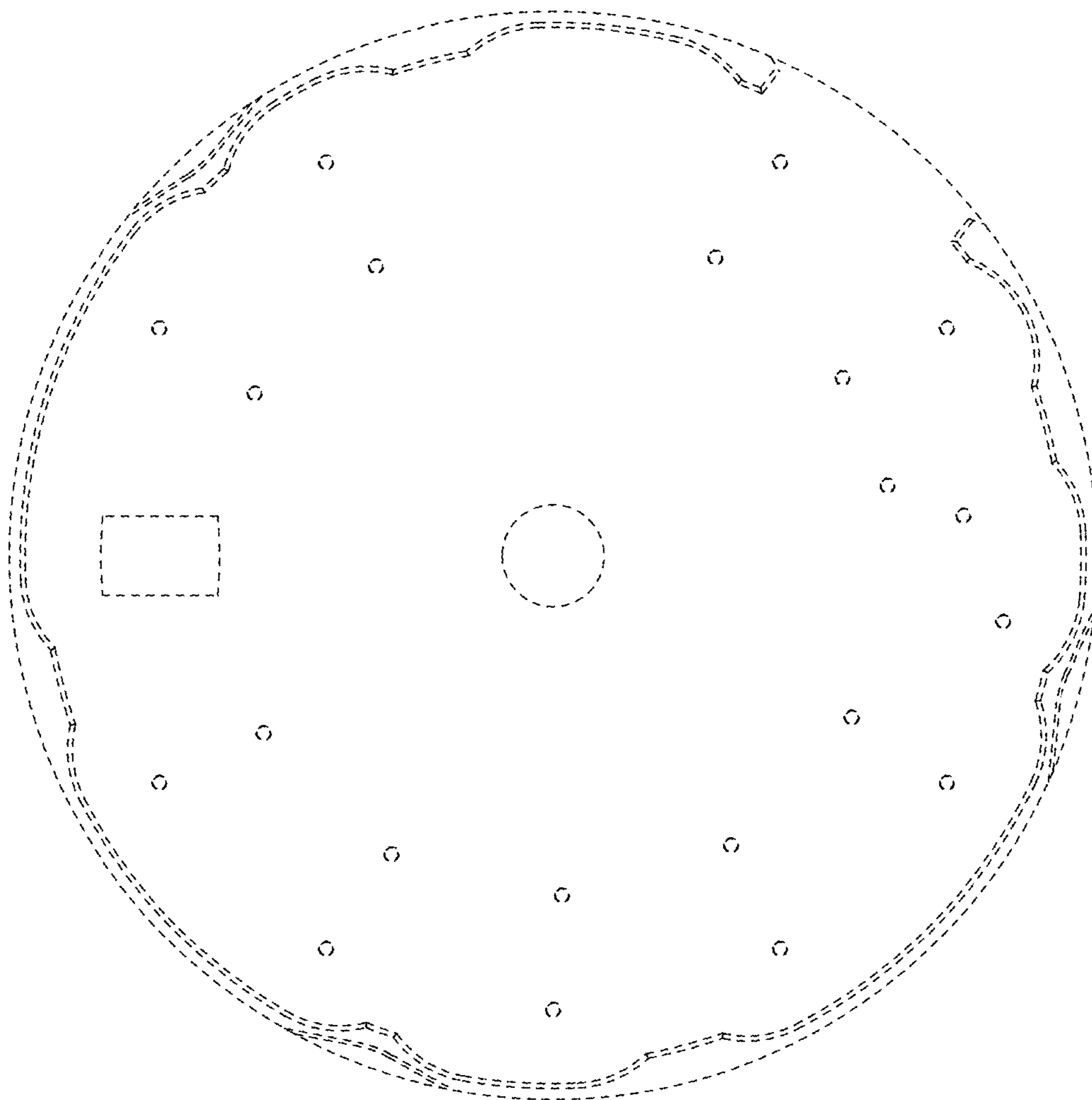


FIG. 3

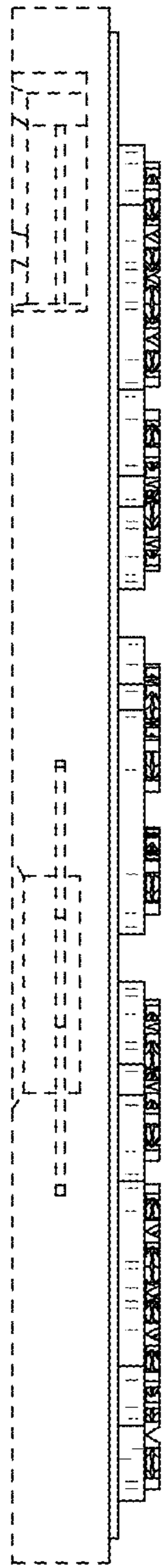


FIG. 4

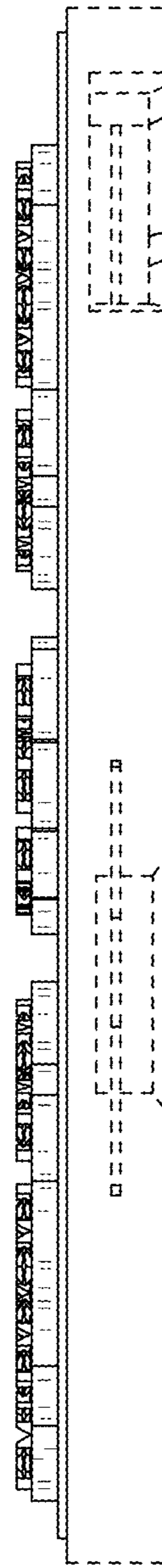


FIG. 5

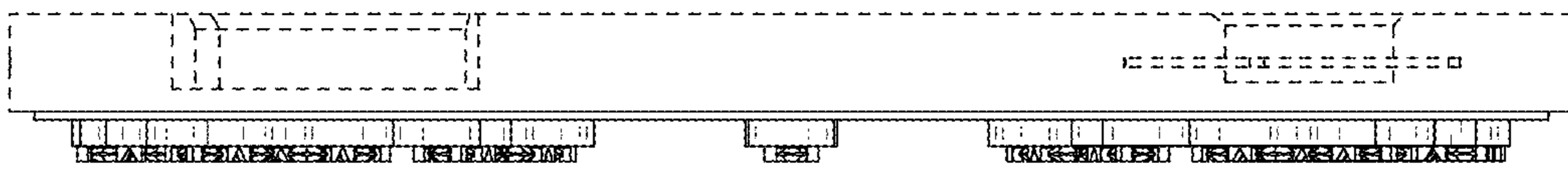


FIG. 6

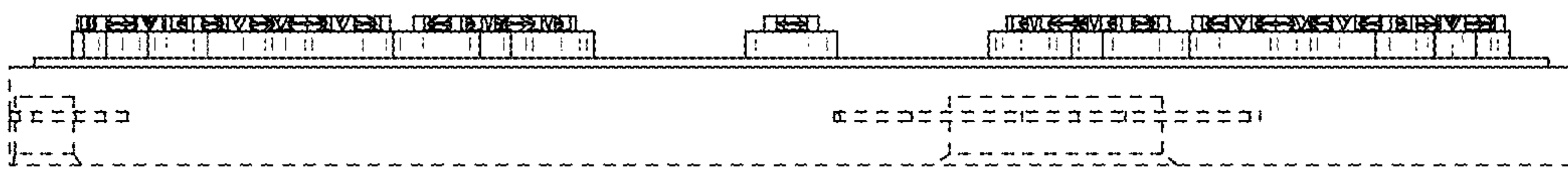


FIG. 7