



US00D768007S

(12) **United States Design Patent** (10) **Patent No.:** **US D768,007 S**
Kim (45) **Date of Patent:** **** Oct. 4, 2016**

(54) **POUCH FOR PACKAGING**
(71) Applicant: **BLUEHUG INC.,** Jeju-do (KR)
(72) Inventor: **Sung Na Kim,** Jeju-do (KR)
(73) Assignee: **BLUEHUG INC.,** Jeju-Do (KR)
(**) Term: **15 Years**

(21) Appl. No.: **29/543,652**

(22) Filed: **Oct. 27, 2015**

(30) **Foreign Application Priority Data**

Oct. 7, 2015 (KR) 30-2015-0050460

(51) **LOC (10) Cl.** **09-05**

(52) **U.S. Cl.**
USPC **D9/710**

(58) **Field of Classification Search**

USPC D9/414, 430, 442, 521, 541, 542, 549,
D9/695-699, 702, 707, 719, 723, 726,
D9/730-732, 734; D24/133; D19/67;
383/906; D23/366; 242/570, 579;
221/33; 215/381-385; D7/598, 599,
D7/589, 590; 222/480, 153.14; 206/210,
206/279, 363; D28/4, 7, 76
CPC B65D 67/00; B65D 81/00; B65D 81/34;
B65D 81/36; B65D 75/00; B65D 75/30;
B65D 6/225
See application file for complete search history.

(56) **References Cited**

U.S. PATENT DOCUMENTS

D407,640 S * 4/1999 Nelson D28/8.1
D448,661 S * 10/2001 Kerr D9/696
D462,900 S * 9/2002 Yamada D9/707

D484,972 S * 1/2004 Steele, IV D9/707
D632,565 S * 2/2011 Caldwell D9/435
D632,569 S * 2/2011 Caldwell D9/435
D655,201 S * 3/2012 Schuch D9/707
D658,505 S * 5/2012 Garneau D9/702
D660,718 S * 5/2012 McDermott D9/416
D685,029 S * 6/2013 Cooper D19/69
D699,127 S * 2/2014 Garrity D9/707
D703,064 S * 4/2014 Warrington D9/707
D742,248 S * 11/2015 Burton D9/710

* cited by examiner

Primary Examiner — Abraham Bahta

(74) *Attorney, Agent, or Firm* — Harness, Dickey & Pierce, P.L.C.

(57) **CLAIM**

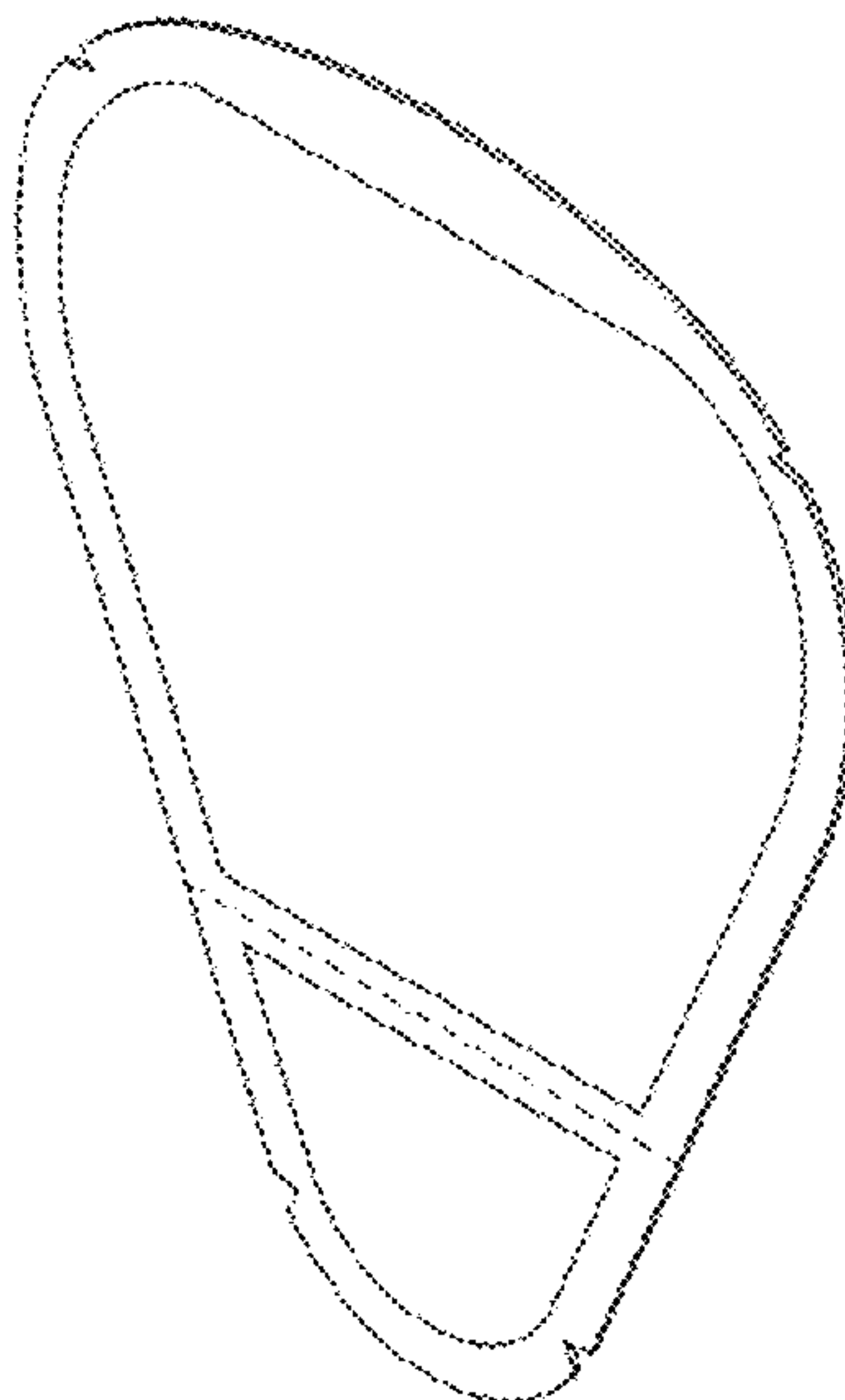
The ornamental design for a pouch for packaging, as shown and described.

DESCRIPTION

FIG. 1 is a perspective view of the pouch for packaging, showing my new design;
FIG. 2 is a front view of the pouch for packaging shown in FIG. 1;
FIG. 3 is a rear view of the pouch for packaging shown in FIG. 1;
FIG. 4 is a left view of the pouch for packaging shown in FIG. 1;
FIG. 5 is a right view of the pouch for packaging shown in FIG. 1;
FIG. 6 is a top view of the pouch for packaging shown in FIG. 1; and,
FIG. 7 is a bottom view of the pouch for packaging shown in FIG. 1.

The broken line showing of portions of the pouch for packaging is included for the purpose of illustrating environmental structure and forms no part of the claimed design.

1 Claim, 7 Drawing Sheets



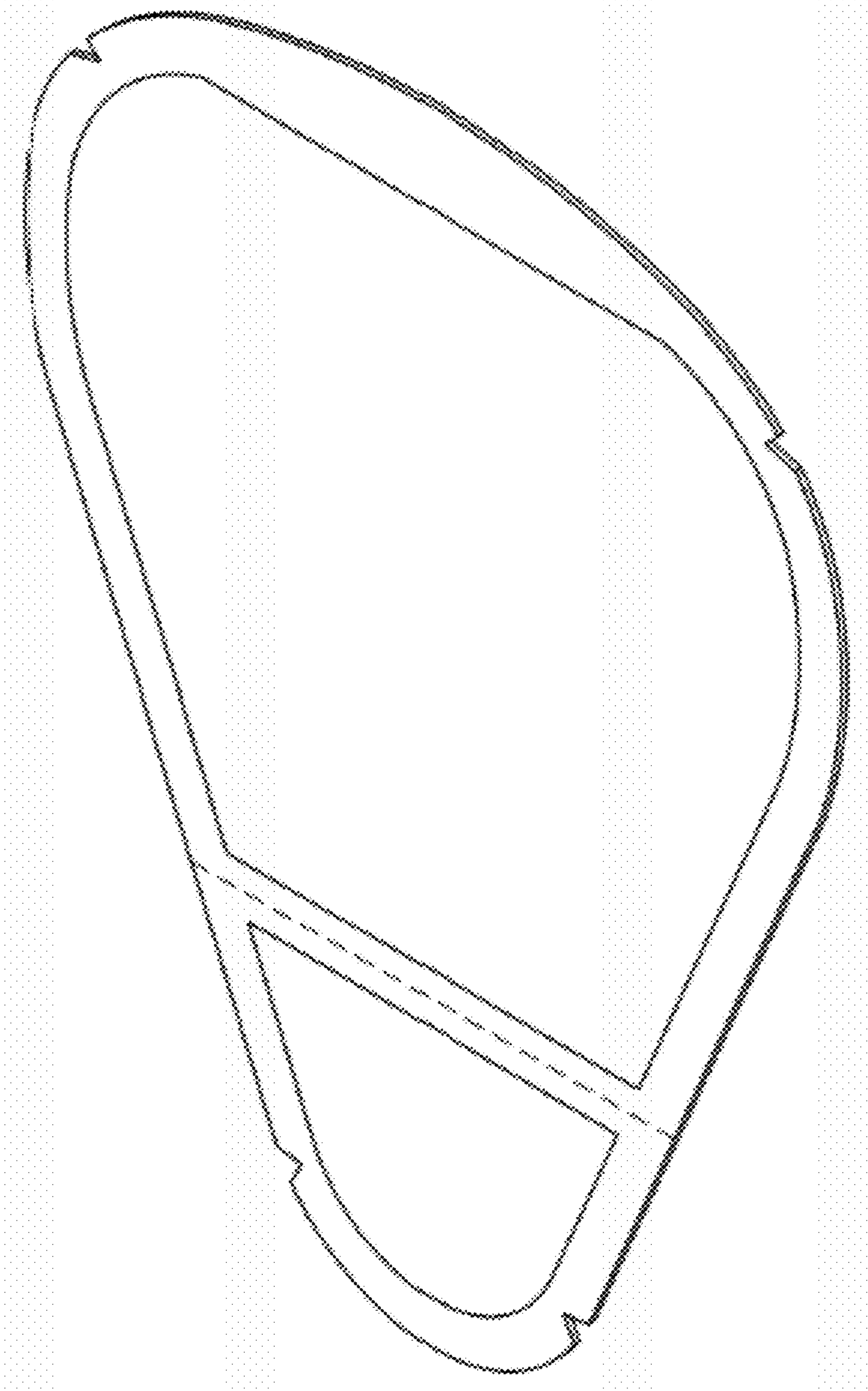


FIG. 1

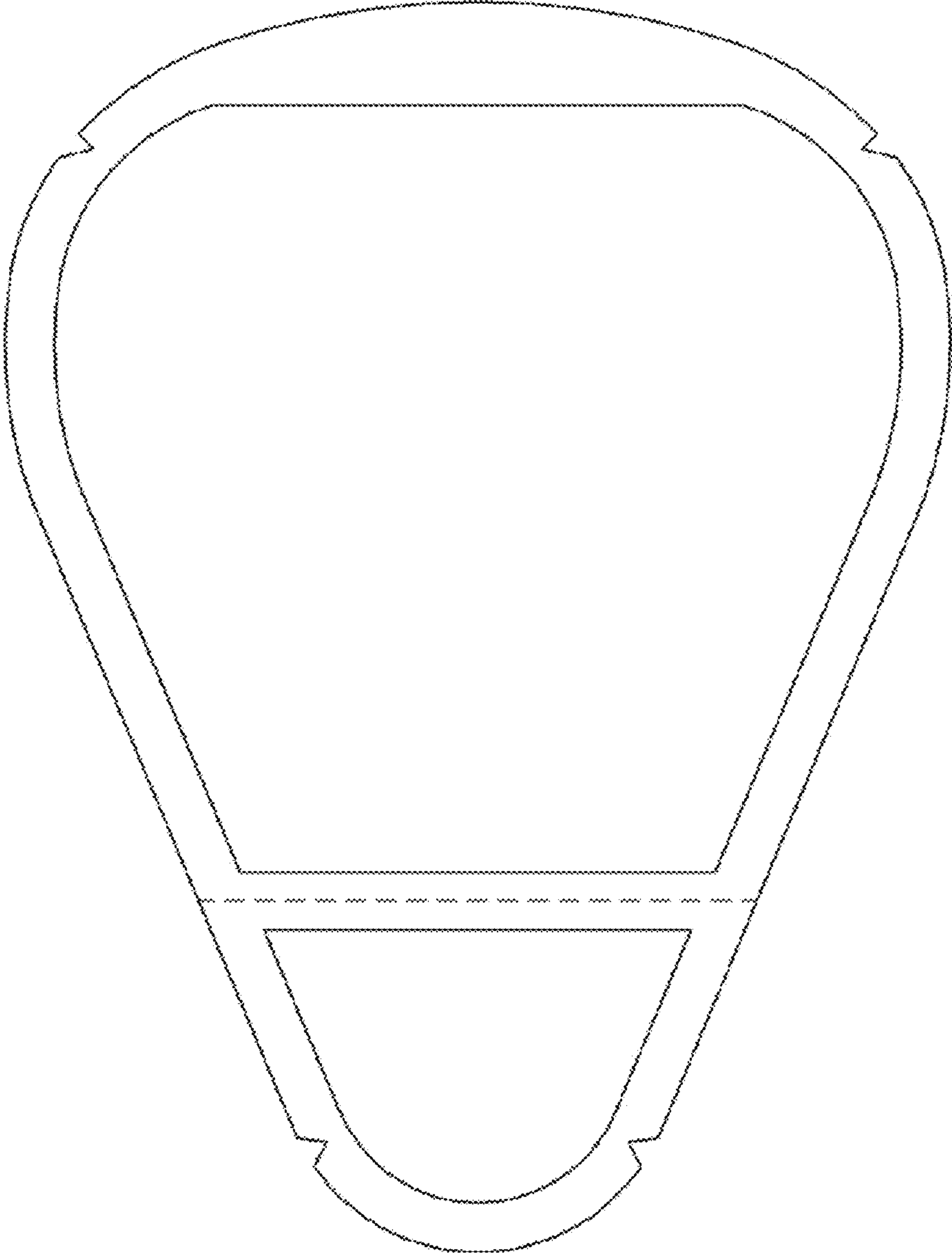


Fig. 2

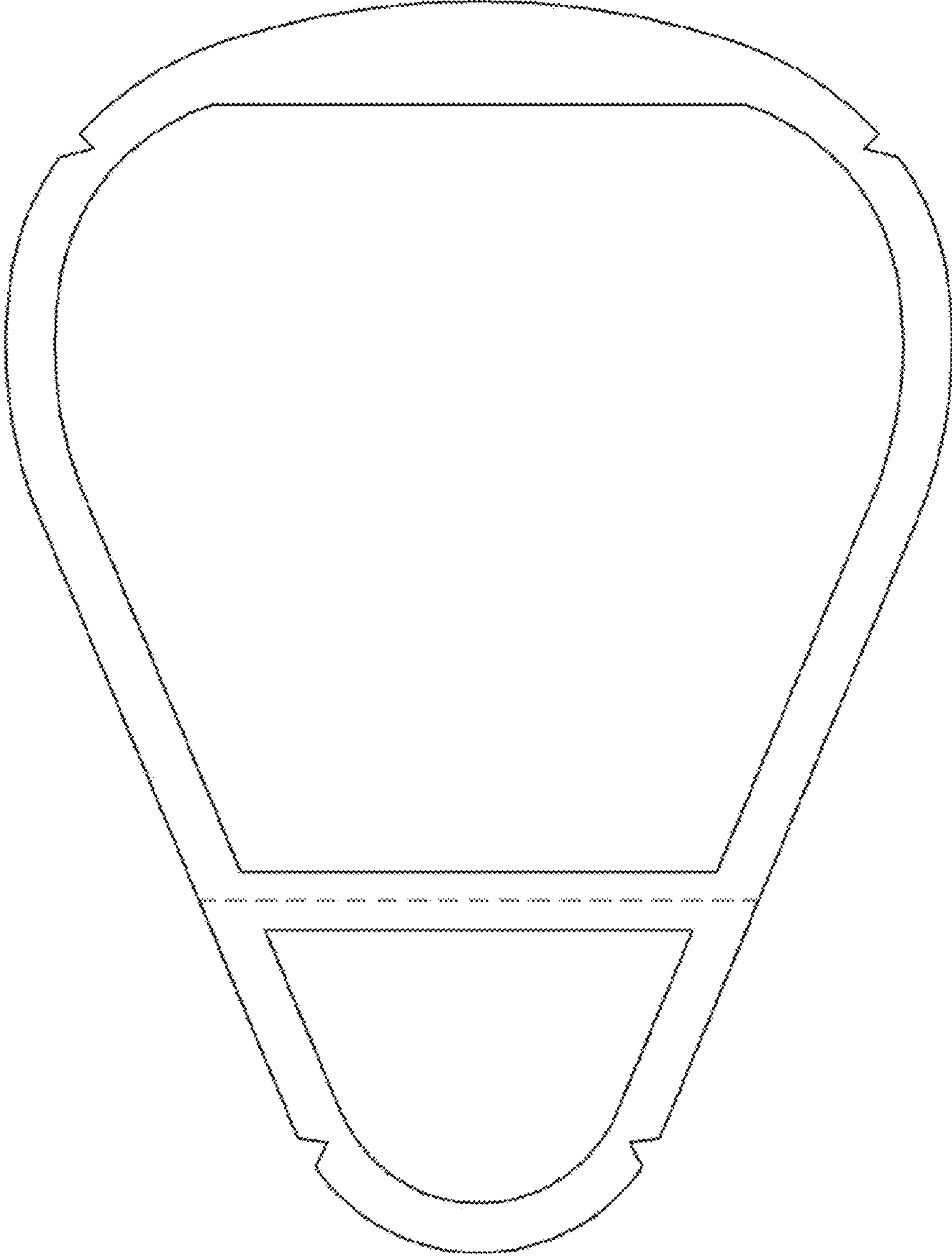


Fig. 3

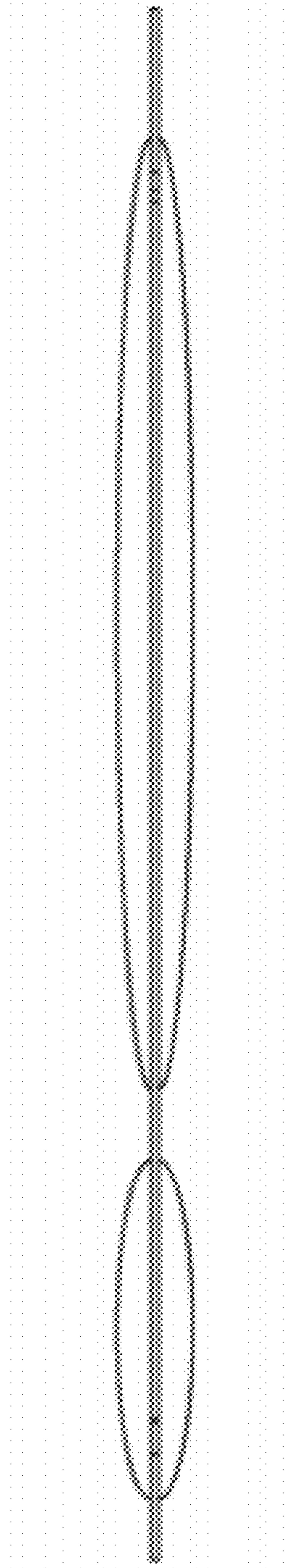


FIG. 4




FIG. 5




FIG. 6

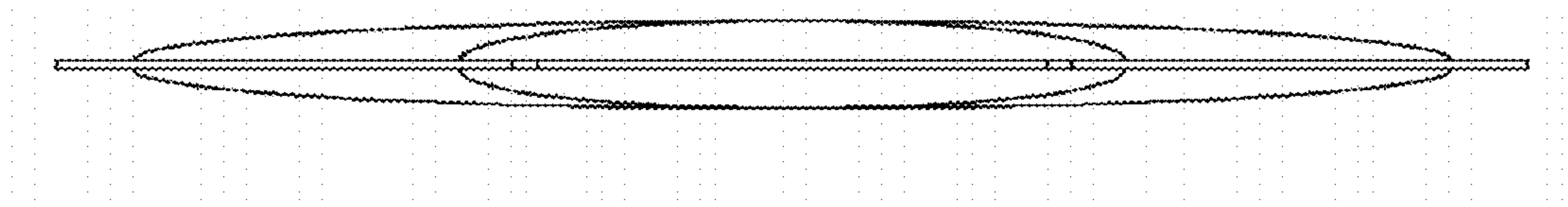


FIG. 7