

US00D768005S

(12) **United States Design Patent** (10) **Patent No.:** **US D768,005 S**
Epstein (45) **Date of Patent:** **** Oct. 4, 2016**

(54) **CONDIMENT PACKET**

(71) Applicant: **Perk-Up, Inc.**, White Plains, NY (US)

(72) Inventor: **Paul Epstein**, Larchmont, NY (US)

(73) Assignee: **Perk-Up, Inc.**, White Plains, NY (US)

(**) Term: **14 Years**

(21) Appl. No.: **29/501,889**

(22) Filed: **Sep. 9, 2014**

(51) **LOC (10) Cl.** **09-05**

(52) **U.S. Cl.**
USPC **D9/702**

(58) **Field of Classification Search**

USPC 426/106, 115, 119, 120, 122, 132, 134,
426/108, 112; 222/82, 92, 107, 527, 129,
222/215; 206/229, 484, 527, 271-273, 390,
206/438, 449, 820; D24/118, 207, 115,
D24/119; 383/207, 200, 63, 209, 113, 108;
229/87.01, 87.05, 87.03, 87.14, 87.08;
D3/202, 203.1, 303; D9/702-703, 707,
D9/709, 711, 713, 430-431, 761, 414-417,
D9/695-696, 737, 419, 424-426, 734
CPC B65D 35/00; B65D 35/02; B65D 35/04;
B65D 35/22; B65D 35/28; B65D 47/00;
B65D 47/02; B65D 47/36; B65D 85/72;
B65D 81/24; B65D 81/34; B65D 27/36;
B65D 27/00; B65D 27/34; B65D 27/38;
B65D 29/00; B65D 29/02; B65D 29/04
See application file for complete search history.

(56) **References Cited**

U.S. PATENT DOCUMENTS

D285,412 S * 9/1986 Harwell, Jr. D9/707
D306,555 S * 3/1990 Lane D9/707

D347,993 S * 6/1994 Lane, Jr. D24/118
D354,906 S * 1/1995 Lane, Jr. D24/118
D375,676 S * 11/1996 Davis D9/707
D386,398 S * 11/1997 Davis D9/707
D478,276 S * 8/2003 Mobs D9/707
D540,693 S * 4/2007 Smalls D9/709
D574,259 S * 8/2008 Rosskamp D9/720
D634,644 S * 3/2011 Hofman D9/707
D658,845 S * 5/2012 Brown D99/25
D695,992 S * 12/2013 Wyne D1/128

OTHER PUBLICATIONS

KARI-OUT CO., "Sauces", Product Catalog, (2006).

* cited by examiner

Primary Examiner — Caron D Veynar

Assistant Examiner — Abraham Bahta

(74) *Attorney, Agent, or Firm* — Pabst Patent Group LLP

(57) **CLAIM**

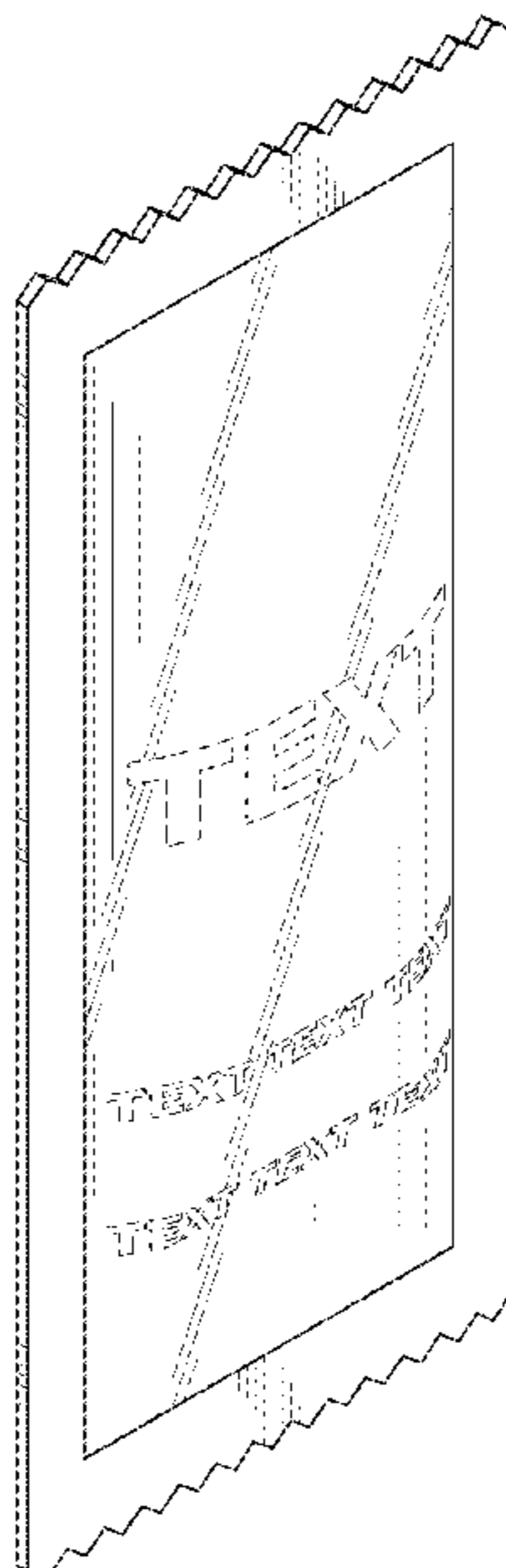
I claim the ornamental design for a condiment packet, as shown and described.

DESCRIPTION

FIG. 1 is a top, right, front isometric view of the condiment packet showing my new design;
FIG. 2 is top view thereof;
FIG. 3 is a right side view, the left side view being a mirror image thereof;
FIG. 4 is a bottom view thereof; and,
FIG. 5 is a front view, the rear view being a mirror image thereof.

The broken line showing the word TEXT is included for the purpose of illustrating environmental structure and forms no part of the claimed design.

1 Claim, 4 Drawing Sheets






FIG. 1




FIG. 2

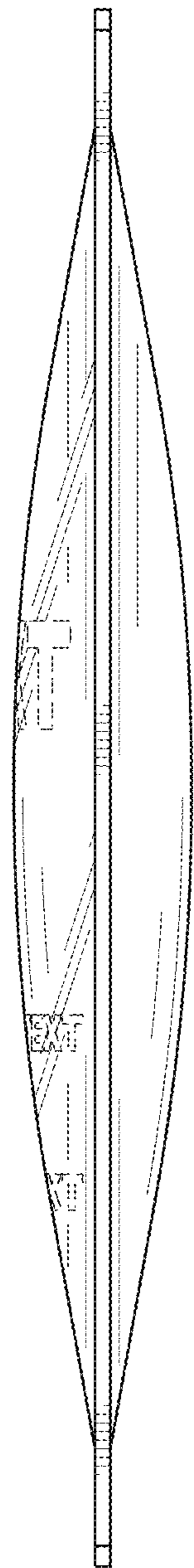


FIG. 3

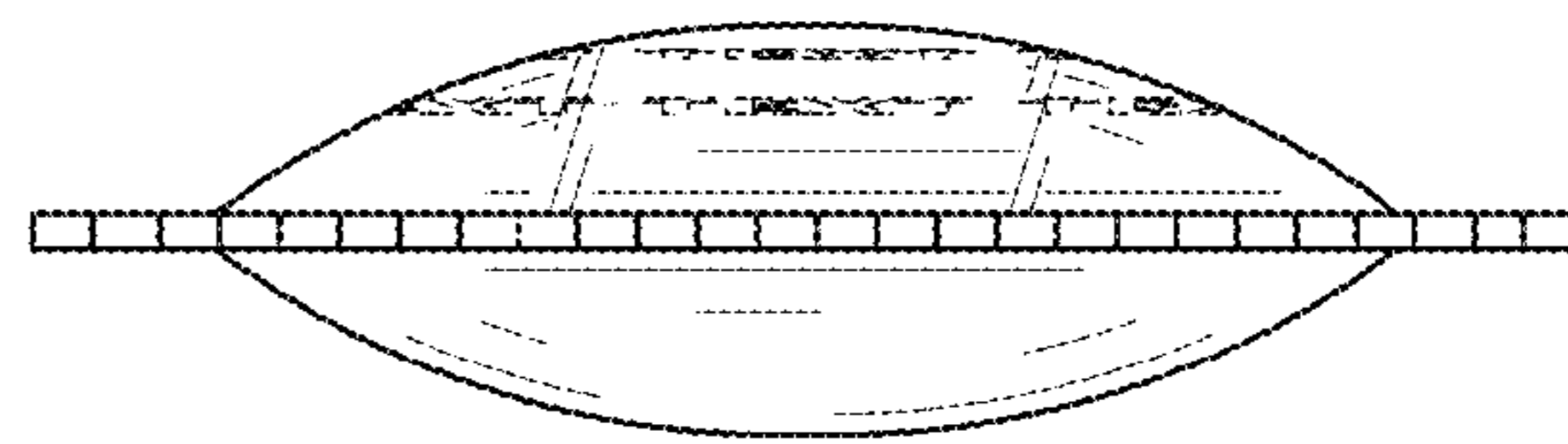


FIG. 5




FIG. 4