



US00D768004S

(12) **United States Design Patent** (10) **Patent No.:** **US D768,004 S**
Chiorazzi et al. (45) **Date of Patent:** **** Oct. 4, 2016**

(54) **WINE TRAVEL PACK**
(71) Applicant: **Franmara, Inc.**, Salinas, CA (US)
(72) Inventors: **Frank P. Chiorazzi**, Salinas, CA (US);
Frank O. Chiorazzi, Salinas, CA (US)
(73) Assignee: **Franmara, Inc.**, Salinas, CA (US)
(**) Term: **14 Years**

D379,303 S * 5/1997 Broye D9/444
D417,395 S * 12/1999 Sherts D9/444
D524,157 S * 7/2006 Bolden D7/607
D614,451 S * 4/2010 Jensen D7/607
D656,410 S 3/2012 Snyder
D676,717 S * 2/2013 Ceder D7/624.2
D717,172 S * 11/2014 Schaad D9/501
D718,632 S * 12/2014 Schaad D9/501
D754,486 S * 4/2016 Ott D7/624.2

(21) Appl. No.: **29/499,372**
(22) Filed: **Aug. 14, 2014**
(51) **LOC (10) Cl.** **09-05**
(52) **U.S. Cl.**
USPC **D9/702**
(58) **Field of Classification Search**
USPC D9/702-714, 444, 455, 517, 501, 529,
D9/543, 516, 530, 548, 738, 739, 424, 719,
D9/502-504, 537-540, 549; 215/381-382,
215/395, 400; D7/624.1-624.2, 601-605,
D7/906-907, 619.1-619.2, 511-512, 532;
53/48.1, 427, 139.5, 472, 49; 206/139,
206/521, 427; 229/406, 87.01-87.03,
229/87.19; 150/901; D3/202, 215,
D3/303-304, 315-316; 220/903, 739, 737,
220/509; 383/110-111, 113, 10, 127;
224/148.1, 148.3-148.5
CPC B65D 33/00; B65D 33/08; B65D 81/00;
B65D 81/38; B65D 81/3876; B65D 81/3886;
B65D 81/03; B65D 23/00; B65D 23/08;
B65D 23/0871; B65D 23/0878; B65D
23/0892; B29C 63/42; B29C 63/423
See application file for complete search history.

OTHER PUBLICATIONS

TravelSmith Catalog, Spring 2014, p. 57, item L90915 Set of 2
Bottle Protectors, Cororate Offices 773 San Marin Drive, Suite
2300, Novato, CA 94945.

* cited by examiner

Primary Examiner — Abraham Bahta

(74) *Attorney, Agent, or Firm* — LaRiviere, Grubman PC

(57) **CLAIM**

The ornamental design for a wine travel pack, as shown and
described.

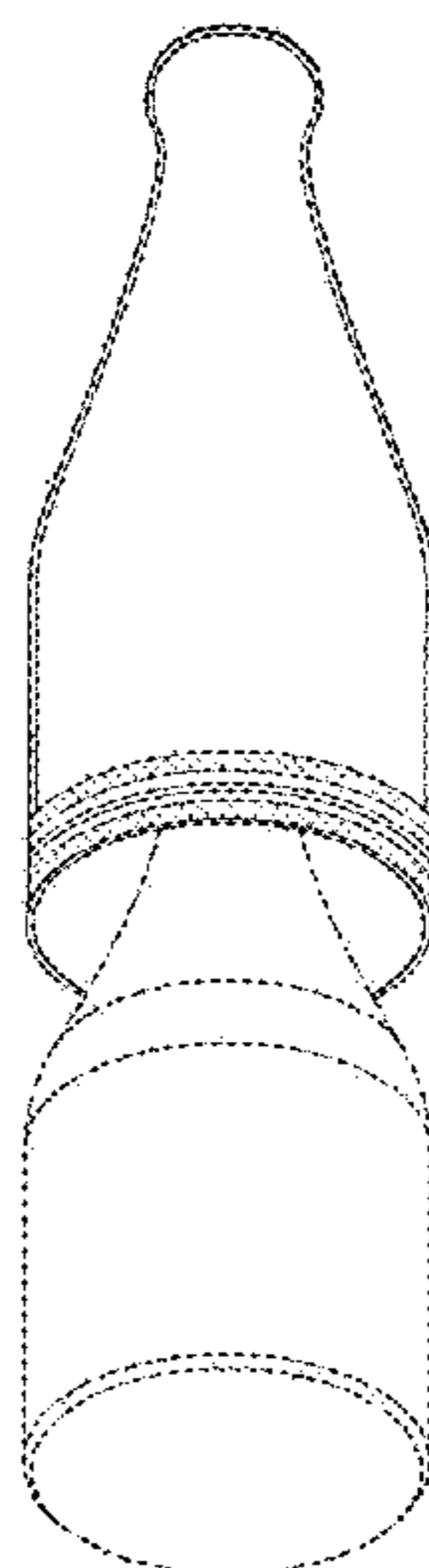
DESCRIPTION

FIG. 1 is a perspective view of a wine travel pack, in use
condition, showing our design.
FIG. 2 is an enlarged front view, in flattened condition,
showing our design;
FIG. 3 is a rear view thereof;
FIG. 4 is a side view thereof;
FIG. 5 is an opposing side view thereof;
FIG. 6 is a bottom view thereof; and,
FIG. 7 is a top view thereof.
The broken lines showing the environment in the Figures are
for illustrative purposes only and form no part of the claimed
design.

(56) **References Cited**
U.S. PATENT DOCUMENTS

D247,392 S * 2/1978 Coleman D3/202
D289,128 S * 4/1987 Bradshaw D3/276

1 Claim, 3 Drawing Sheets



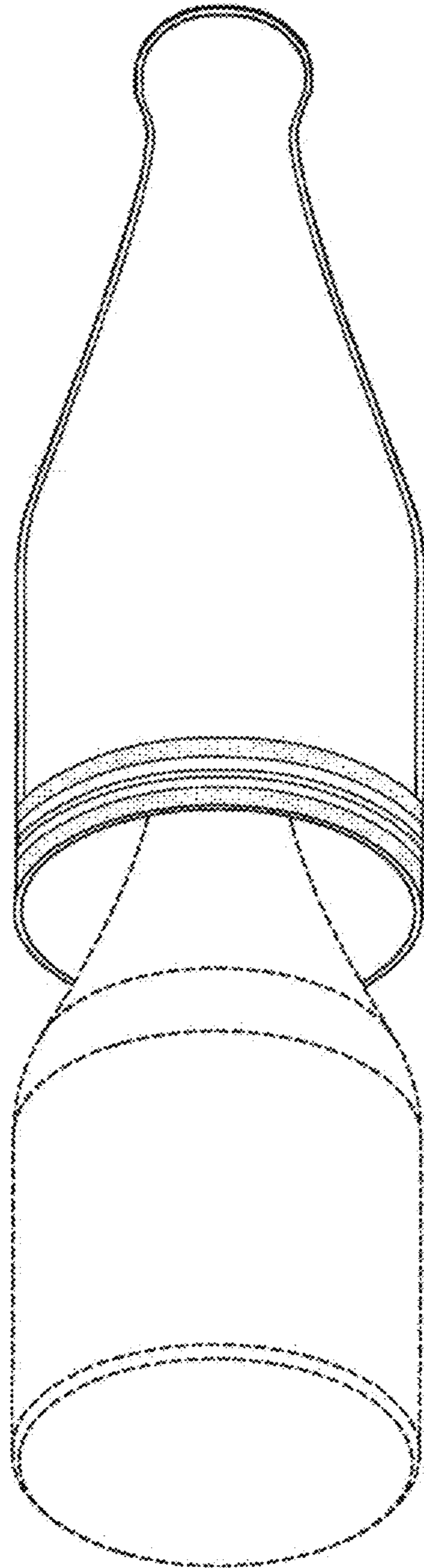


FIG. 1

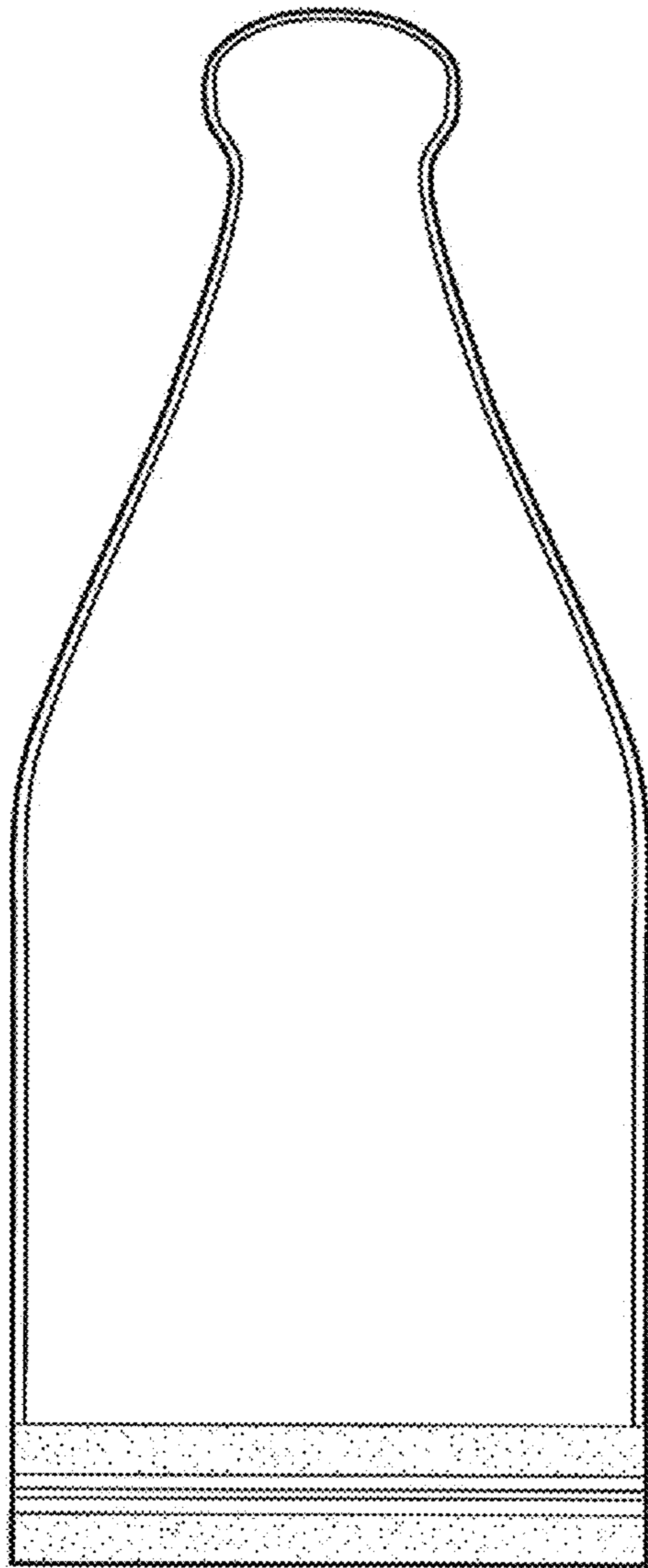


FIG. 2

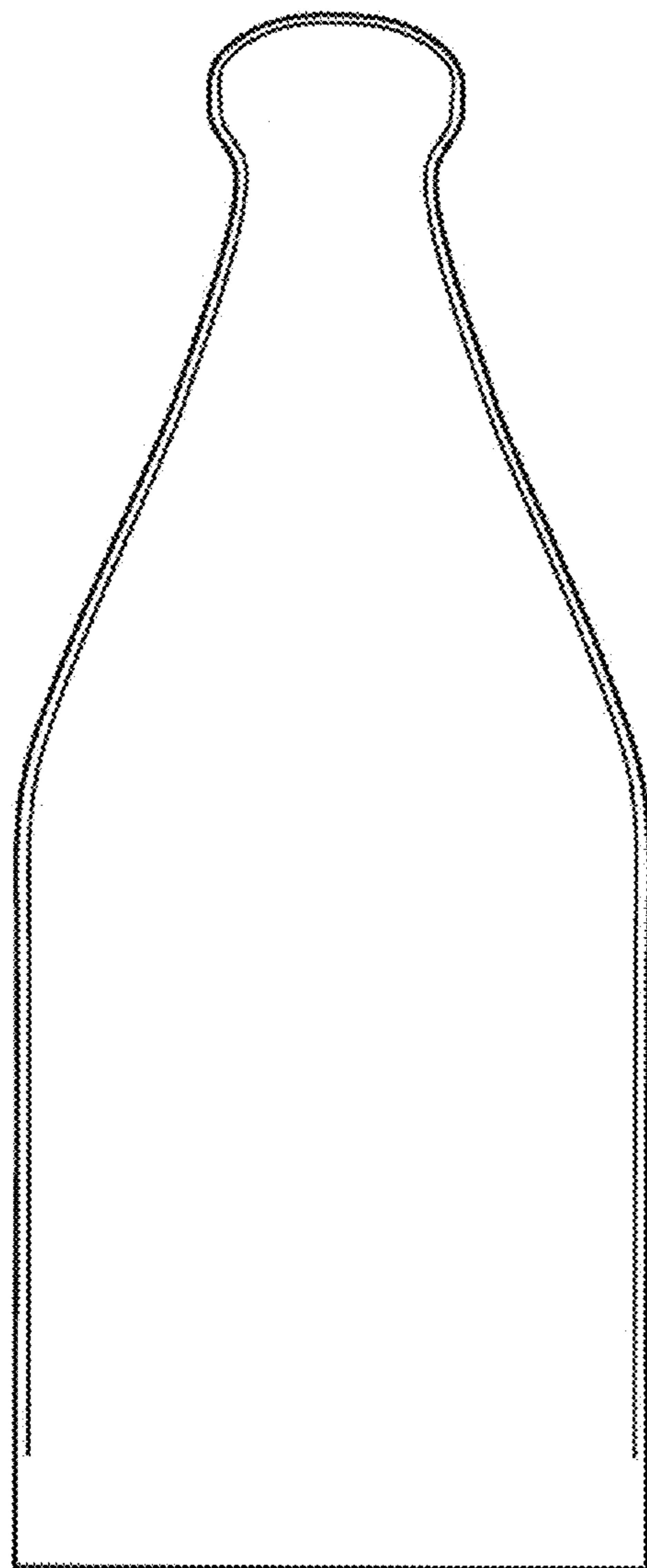


FIG. 3

FIG. 4



FIG. 5

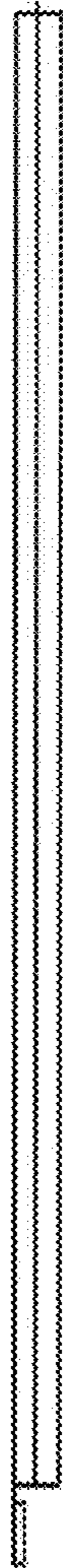


FIG. 6




FIG. 7

