



US00D767998S

(12) **United States Design Patent** (10) **Patent No.:** **US D767,998 S**  
**Peacock et al.** (45) **Date of Patent:** **\*\* Oct. 4, 2016**

(54) **CONTAINER HAVING AN APPLE-SHAPED GRIP**

(71) Applicant: **Graham Packaging Company, L.P.**,  
York, PA (US)

(72) Inventors: **April M. Peacock**, Manchester, PA  
(US); **Justin A. Howell**,  
Mechanicsburg, PA (US); **Benton A.  
Lewis**, Manchester, PA (US); **Sheldon  
E. Yourist**, York, PA (US); **Seung  
Hong**, Lancaster, PA (US)

(73) Assignee: **GRAHAM PACKAGING  
COMPANY, L.P.**, York, PA (US)

(\*\*) Term: **14 Years**

(21) Appl. No.: **29/524,417**

(22) Filed: **Apr. 20, 2015**

(51) **LOC (10) Cl.** ..... **09-01**

(52) **U.S. Cl.**  
USPC ..... **D9/645; D9/538; D9/540**

(58) **Field of Classification Search**  
USPC ..... D9/600, 643-647, 669, 500-505, 516,  
D9/530, 537-545, 549-558; 206/457, 494,  
206/459.5, 527, 540; 229/116.1; 446/77;  
215/381-384, 400; D7/514-516, 539,  
D7/544, 571, 579, 604, 613, 619.2,  
D7/628-630, 391-392.1; D3/270-271.3  
CPC ..... B65D 67/00; B65D 81/36; B65D 81/60;  
B65D 81/368; B65D 2203/00; B65D  
2203/02; A63H 33/16

See application file for complete search history.

(56) **References Cited**

U.S. PATENT DOCUMENTS

D195,062	S	*	4/1963	Lynd	.....	D9/645
D290,999	S	*	7/1987	Novak	.....	D9/549
D385,778	S	*	11/1997	Luh	.....	D9/645
D388,697	S	*	1/1998	Luh	.....	D9/645
D399,734	S	*	10/1998	Luh	.....	D9/645
6,439,413	B1	*	8/2002	Prevot	.....	B65D 1/0223 215/381
D467,813	S	*	12/2002	Silvers	.....	D9/538
D510,034	S	*	9/2005	Hong	.....	D9/540
D592,964	S	*	5/2009	Kissinger	.....	D9/540
D625,194	S	*	10/2010	Thierjung	.....	D9/540

\* cited by examiner

*Primary Examiner* — Sandra Morris

(74) *Attorney, Agent, or Firm* — Baker Botts L.L.P.

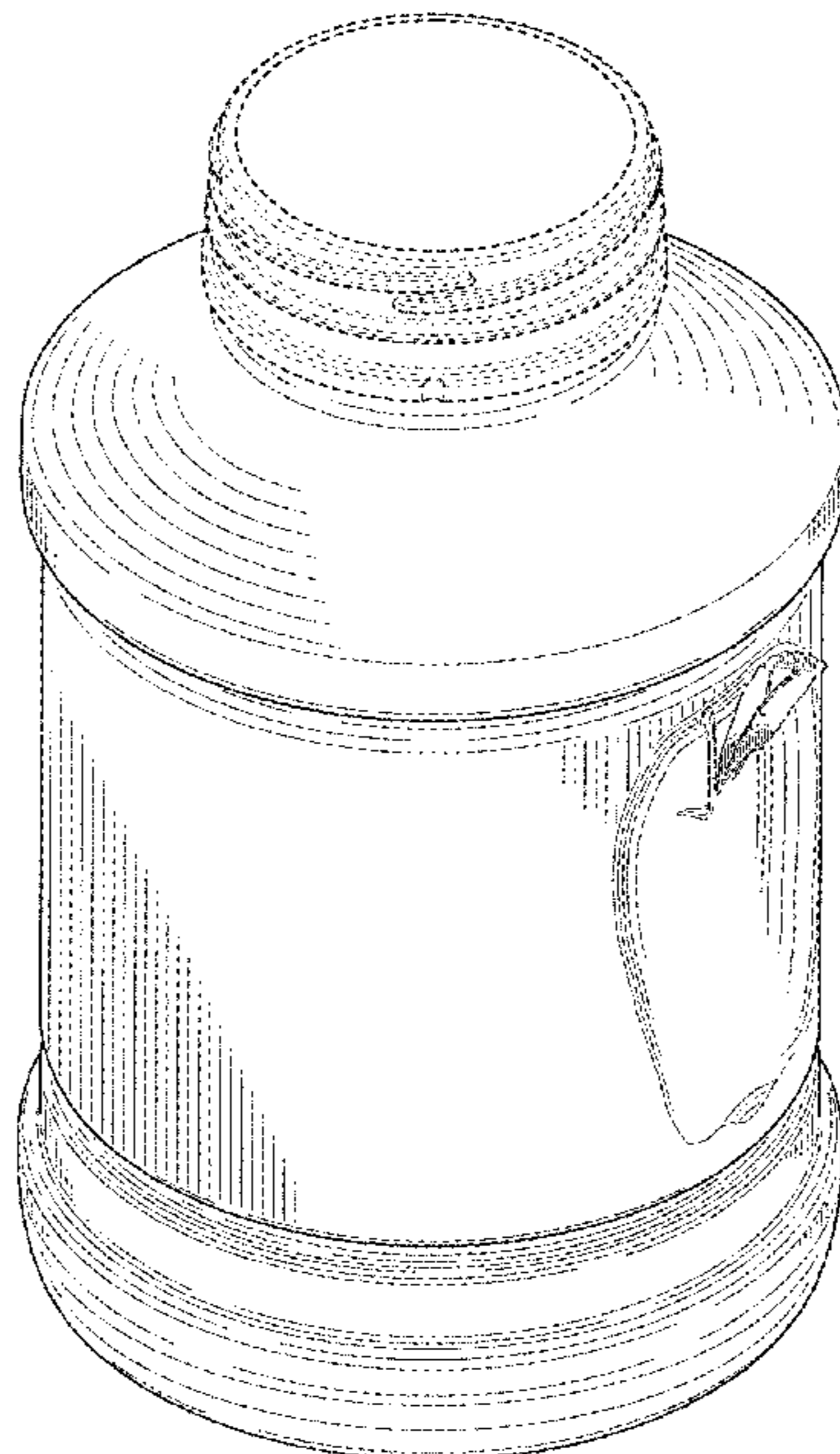
(57) **CLAIM**

The ornamental design for a container having an apple-shaped grip, as shown and described.

**DESCRIPTION**

FIG. 1 is a perspective view of an embodiment of our design for a container having an apple-shaped grip.  
FIG. 2 is a front view of the container of FIG. 1.  
FIG. 3 is a rear view of the container of FIG. 1.  
FIG. 4 is a left side view of the container of FIG. 1.  
FIG. 5 is a right side view of the container of FIG. 1.  
FIG. 6 is a top view of the container of FIG. 1; and,  
FIG. 7 is a bottom view of the container of FIG. 1.  
The broken lines shown throughout these figures depict environmental subject matter only and form no part of the claimed design.

**1 Claim, 7 Drawing Sheets**



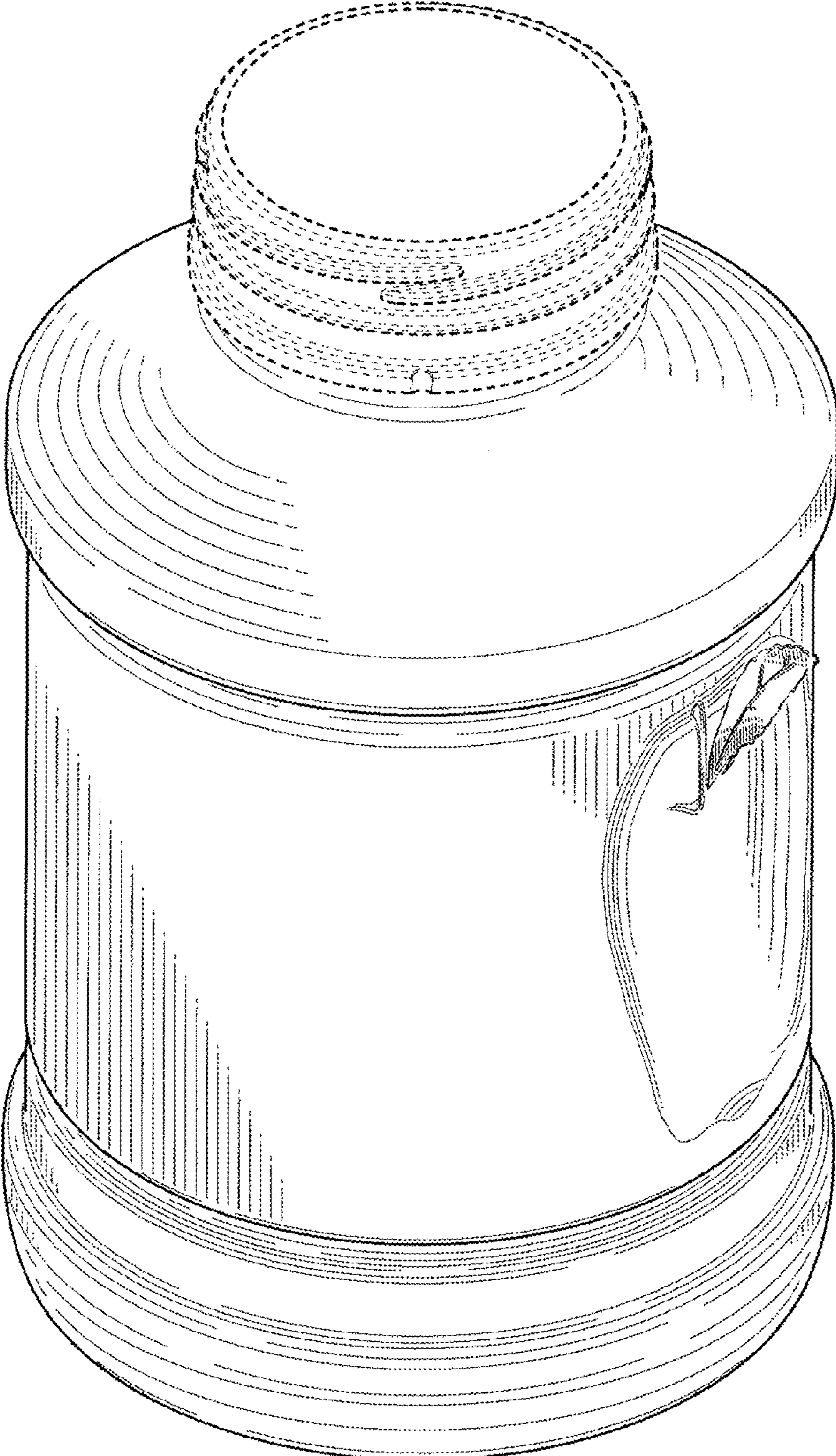


FIG. 1

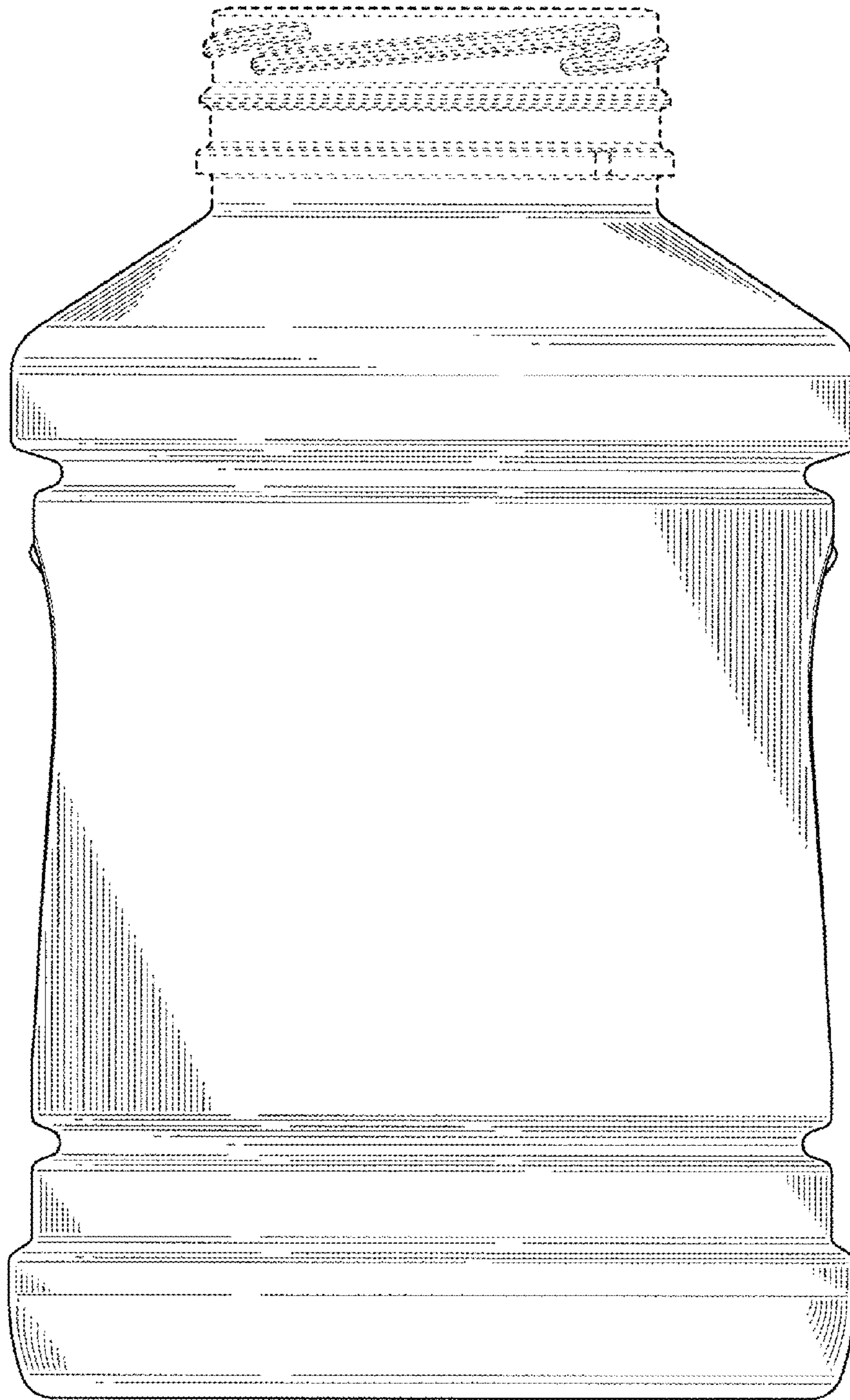


FIG. 2




FIG. 3

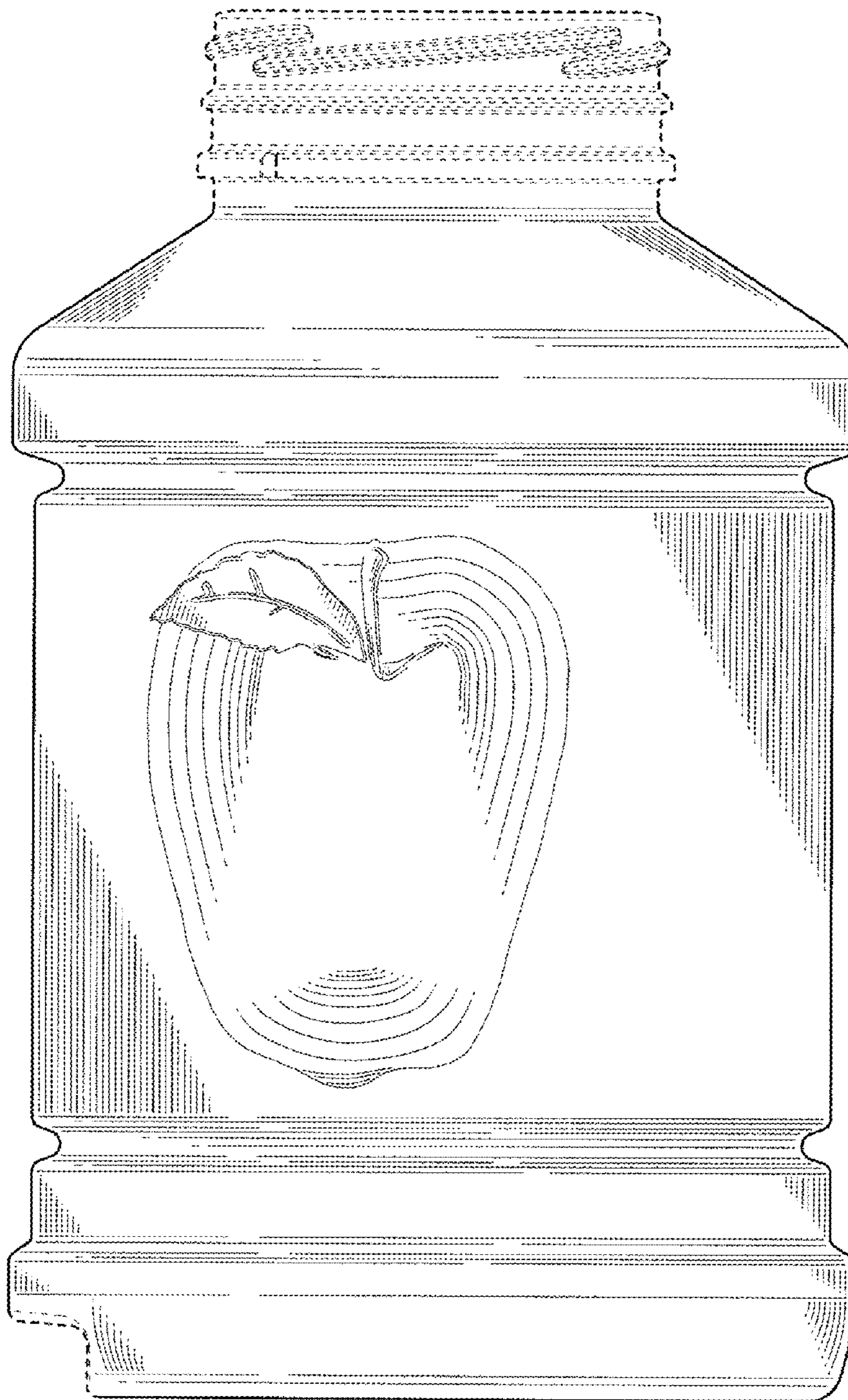


FIG. 4

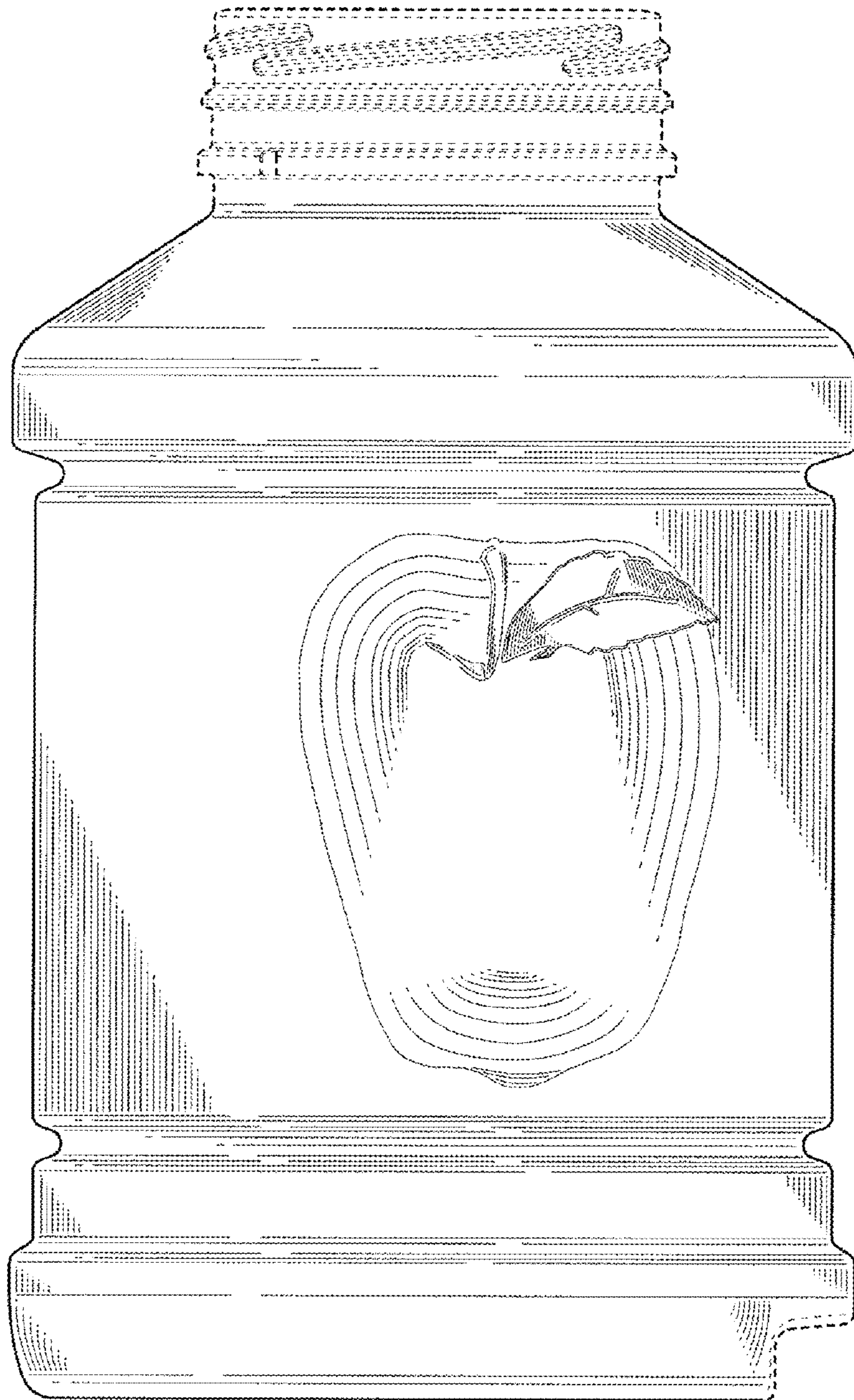


FIG. 5

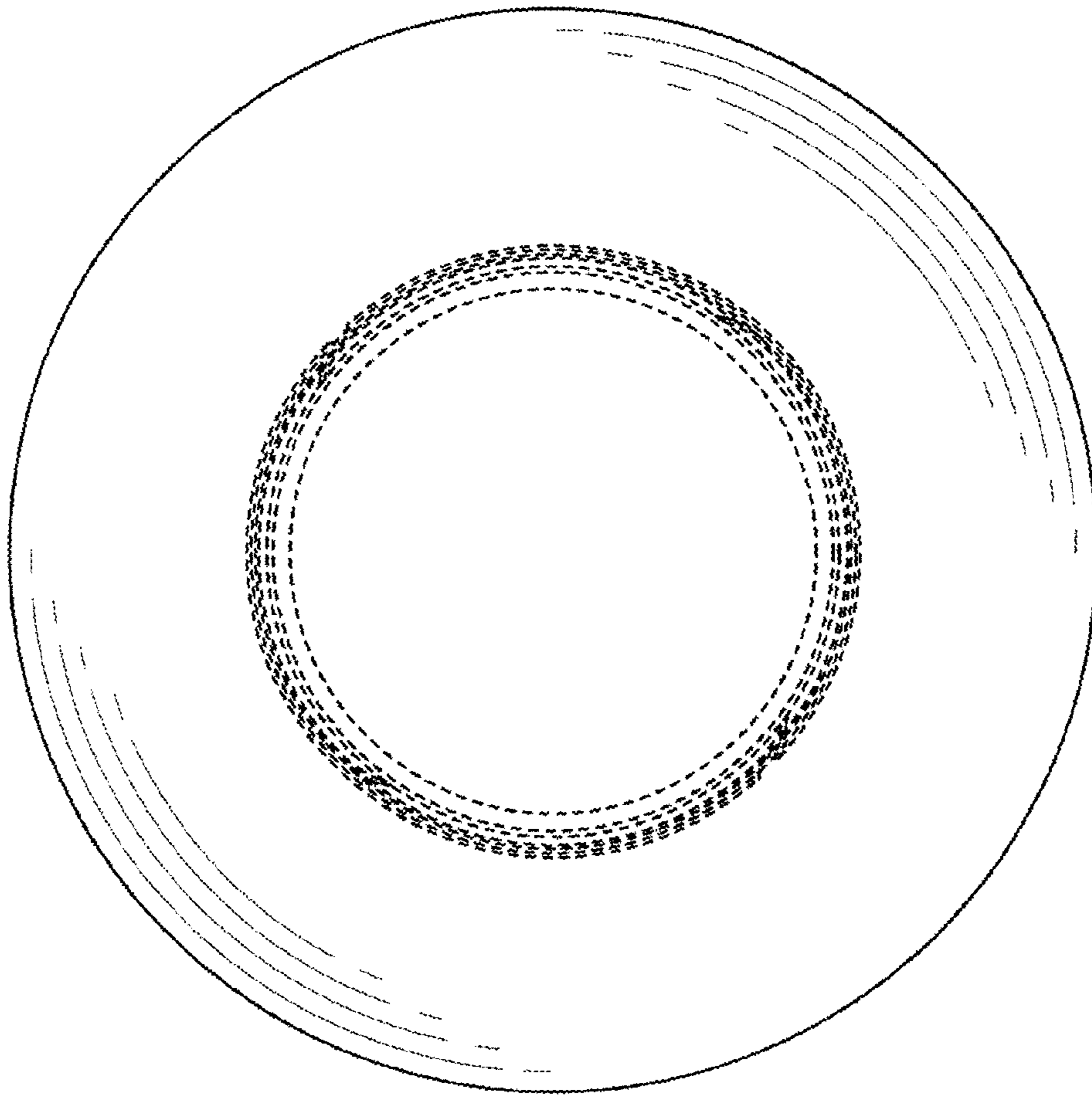


FIG. 6

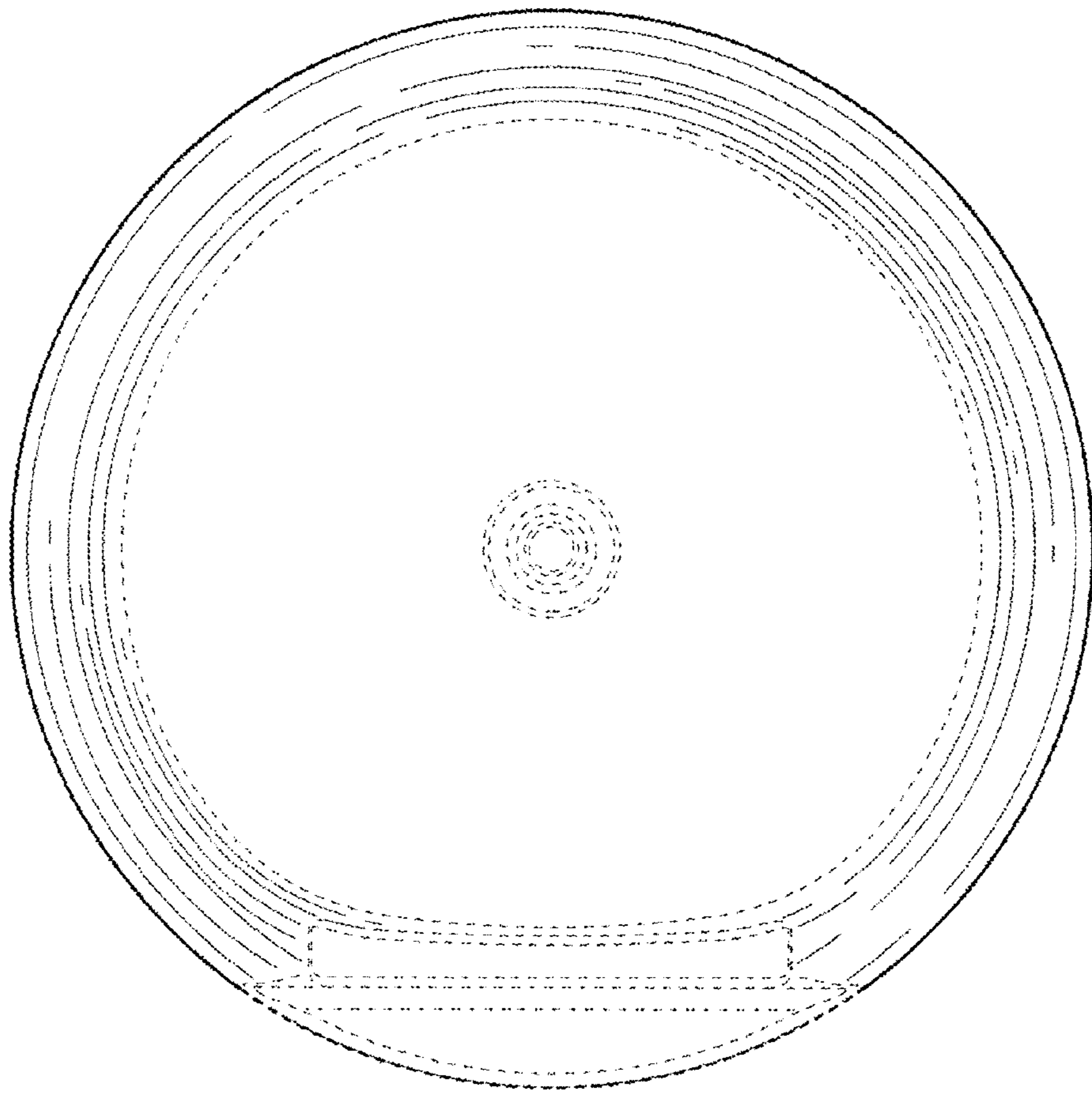


FIG. 7