



US00D767966S

(12) **United States Design Patent**
Standlee

(10) **Patent No.:** **US D767,966 S**

(45) **Date of Patent:** **** Oct. 4, 2016**

(54) **UTILITY KNIFE**

(71) Applicant: **Michael G. Standlee**, Eden, ID (US)

(72) Inventor: **Michael G. Standlee**, Eden, ID (US)

(**) Term: **15 Years**

(21) Appl. No.: **29/526,903**

(22) Filed: **May 13, 2015**

(51) **LOC (10) Cl.** **08-03**

(52) **U.S. Cl.**
USPC **D8/98**

(58) **Field of Classification Search**
USPC D8/14, 51, 98, 99
CPC B26B 1/08; B26B 5/003; B26B 3/00;
B26B 3/08; B26B 27/05; B26B 27/00
See application file for complete search history.

(56) **References Cited**

U.S. PATENT DOCUMENTS

2,471,334	A *	5/1949	Levin	B26B 5/006 30/2
D377,595	S *	1/1997	Wiezenhal	D8/98
5,590,471	A *	1/1997	Wiezenhal	A61F 15/02 30/294
D527,604	S *	9/2006	Kempker	D8/102
D571,180	S *	6/2008	Marshall	D8/98
D649,001	S *	11/2011	Still	D8/105
D660,674	S *	5/2012	Still	D8/98
D660,675	S *	5/2012	Gringer	D8/98
D673,440	S *	1/2013	Kempker	D8/98
D687,287	S *	8/2013	Yu Chen	D8/98

D714,611	S *	10/2014	Yu Chen	D8/98
2010/0263219	A1 *	10/2010	Kempker	B25F 1/02 30/337
2015/0298330	A1 *	10/2015	Yu Chen	B26B 3/00 30/280

* cited by examiner

Primary Examiner — Phillip S Hyder

(74) *Attorney, Agent, or Firm* — Eric M Barzee

(57) **CLAIM**

The ornamental design for a utility knife, as shown.

DESCRIPTION

FIG. 1 is an isometric view of the utility knife according to the present invention.

FIG. 2 is a rear view of the utility knife according to the present invention.

FIG. 3 is a front view of the utility knife according to the present invention.

FIG. 4 is a side view of the utility knife according to the present invention.

FIG. 5 is a side view of the utility knife according to the present invention.

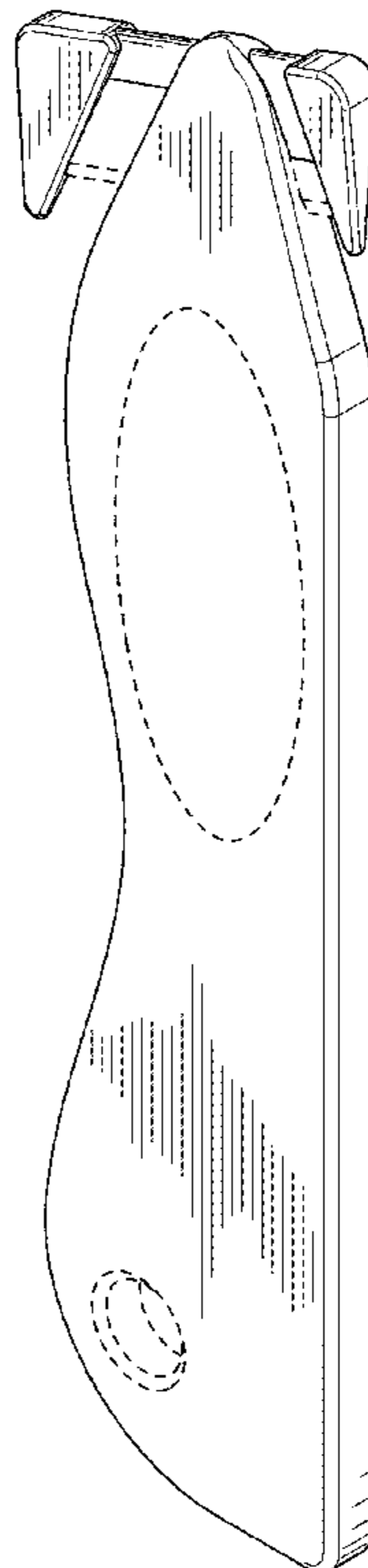
FIG. 6 is a top view of the utility knife according to the present invention; and,

FIG. 7 is a bottom view of the utility knife according to the present invention.

The broken lines depict portions of the utility knife in which the design is embodied that are not considered part of the claimed design.

The utility knife is intended to be used for cutting applications.

1 Claim, 3 Drawing Sheets



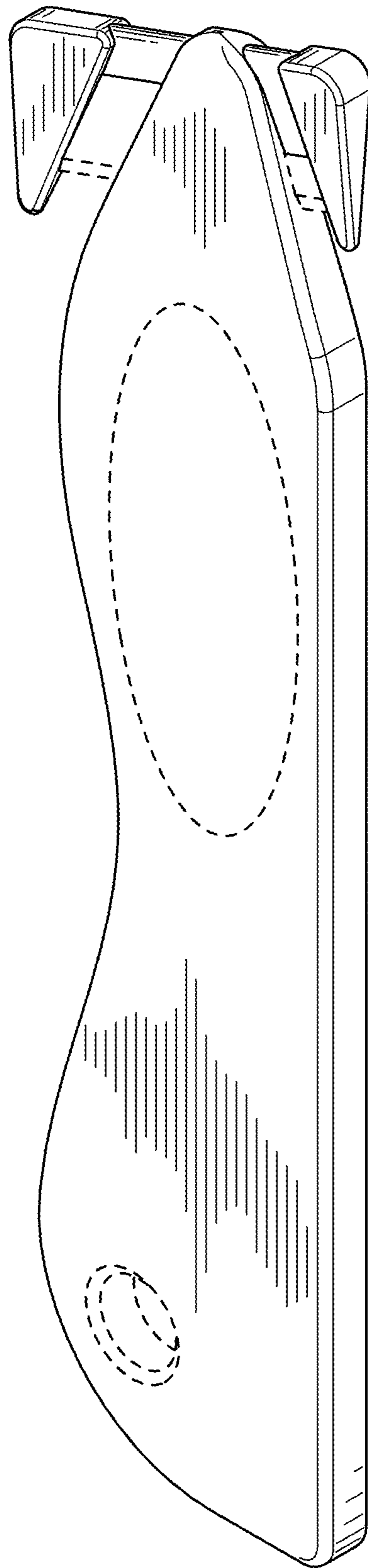


FIG. 1

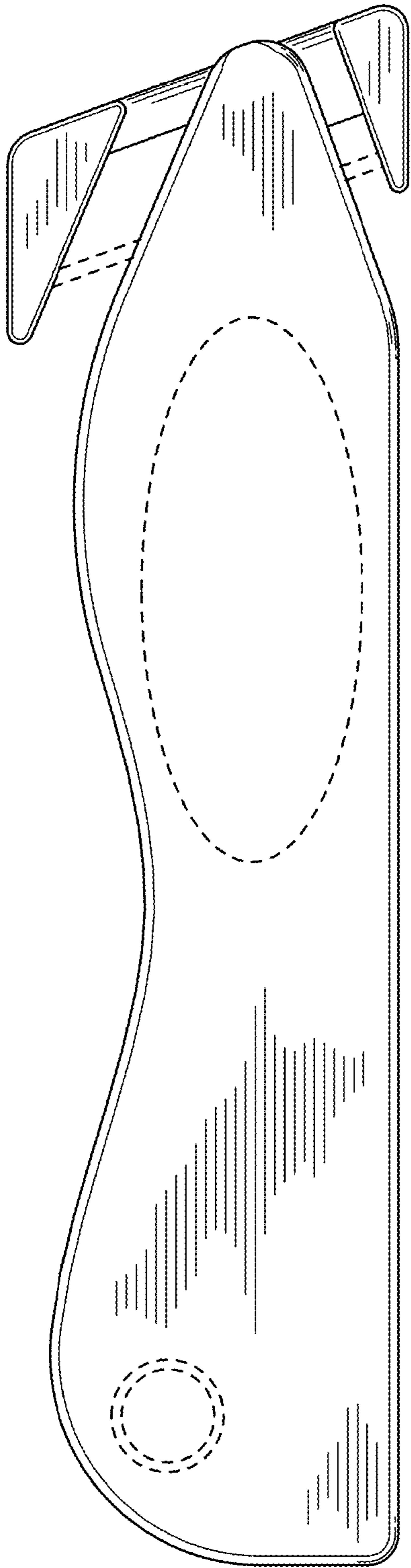


FIG. 2

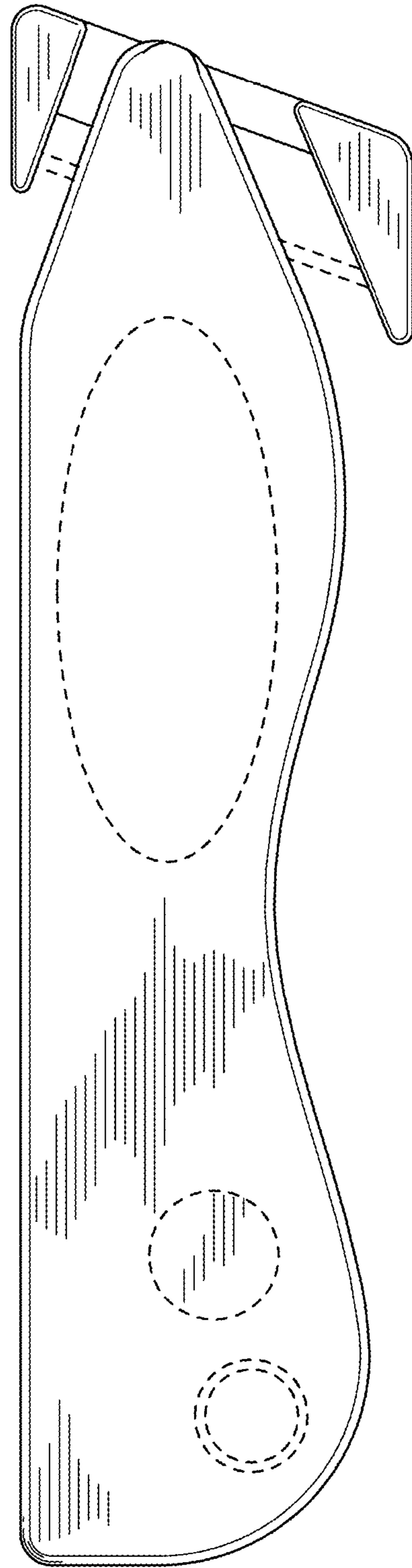


FIG. 3



FIG. 4

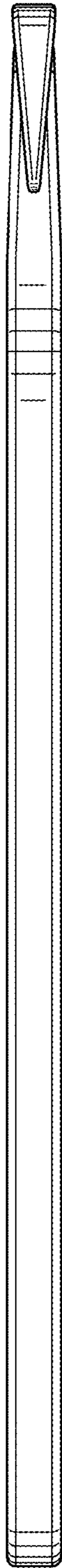


FIG. 5

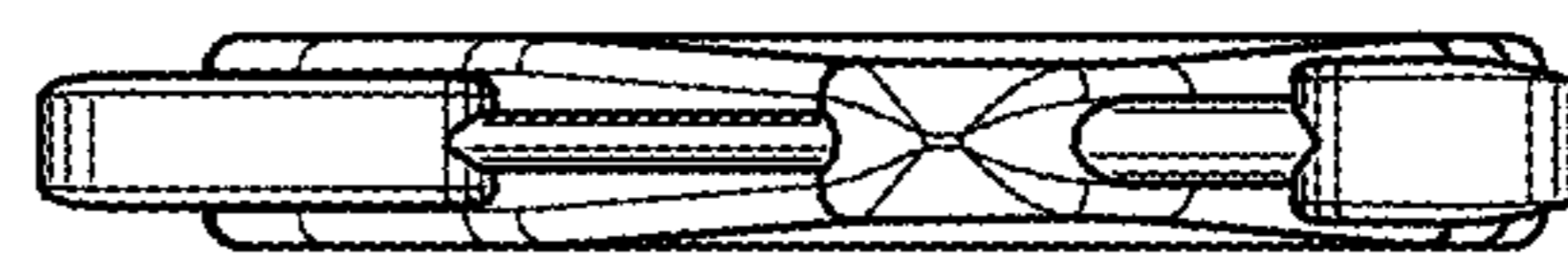


FIG. 6

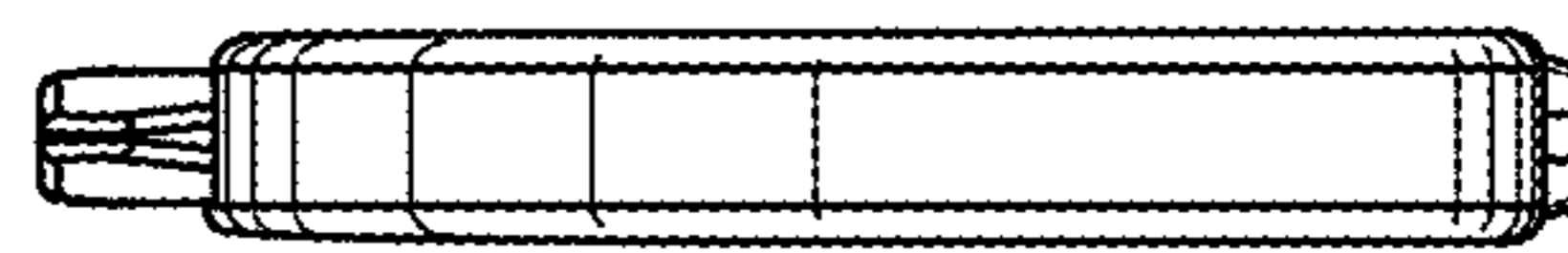


FIG. 7