



US00D767939S

(12) **United States Design Patent** (10) **Patent No.:** **US D767,939 S**
Fernandes et al. (45) **Date of Patent:** **** Oct. 4, 2016**

(54) **DRINKING DEVICE**
(71) Applicants: **Marlui Barros Fernandes**, El Cerrito, CA (US); **Romulo Fernandes Vieira**, El Cerrito, CA (US); **Tulio Barros Vieira**, El Cerrito, CA (US); **Livia Barros Fernandes**, El Cerrito, CA (US)
(72) Inventors: **Marlui Barros Fernandes**, El Cerrito, CA (US); **Romulo Fernandes Vieira**, El Cerrito, CA (US); **Tulio Barros Vieira**, El Cerrito, CA (US); **Livia Barros Fernandes**, El Cerrito, CA (US)

D425,994 S * 5/2000 Hakim D24/197
D441,608 S * 5/2001 Tsunis D7/301
D448,244 S * 9/2001 Thomas D7/510
D460,322 S * 7/2002 Orr D7/510
D616,706 S * 6/2010 Bofinger D24/197
D620,754 S * 8/2010 Duke D7/510
D641,631 S * 7/2011 Kawahara D7/510
D649,835 S * 12/2011 Lim D7/516
D664,397 S * 7/2012 Franco D7/517
D681,217 S * 4/2013 Smith D24/197
D683,185 S * 5/2013 Thomas D7/510
D684,426 S * 6/2013 Bottomley D7/510
D684,427 S * 6/2013 Wright D7/507
D686,453 S * 7/2013 Smiedt D7/510
D713,687 S * 9/2014 Lv D7/510
D715,099 S * 10/2014 Lv D7/510
D730,618 S * 6/2015 Kouakou D1/125
D730,679 S * 6/2015 Wu D7/362
D736,035 S * 8/2015 Wang D7/510
D743,743 S * 11/2015 Sanbar D7/510
D746,104 S * 12/2015 Wilson D24/198

(**) Term: **15 Years**

(21) Appl. No.: **29/529,288**

(22) Filed: **Jun. 5, 2015**

(51) **LOC (10) Cl.** **07-01**

(52) **U.S. Cl.**
USPC **D7/518; D7/515; D7/534**

(58) **Field of Classification Search**
USPC D7/523, 532, 524, 509, 515, 514, 300.1, D7/536, 533, 368, 306, 535, 507, 517, 520, D7/510, 511, 608, 521, 518, 534; 220/703, 220/592.16, 592.17, 707, 737; 215/382; D24/198, 197
CPC .. A47G 19/22; A47G 19/23; A47G 19/2205; A24F 3/00

See application file for complete search history.

(56) **References Cited**

U.S. PATENT DOCUMENTS

D368,529 S * 4/1996 Allegre D24/197
5,518,142 A * 5/1996 Lin B65D 47/2043
215/389

* cited by examiner

Primary Examiner — Marianne Pandozzi

(57) **CLAIM**
The ornamental design for a drinking device, as shown.

DESCRIPTION

FIG. 1 is a perspective view of a drinking device showing our new design;
FIG. 2 is a right side view thereof;
FIG. 3 is a left side view thereof;
FIG. 4 is a top plan view thereof;
FIG. 5 is a front view thereof;
FIG. 6 is a rear view thereof; and,
FIG. 7 is an exploded front perspective view thereof.

1 Claim, 7 Drawing Sheets




Fig. 1




Fig. 2

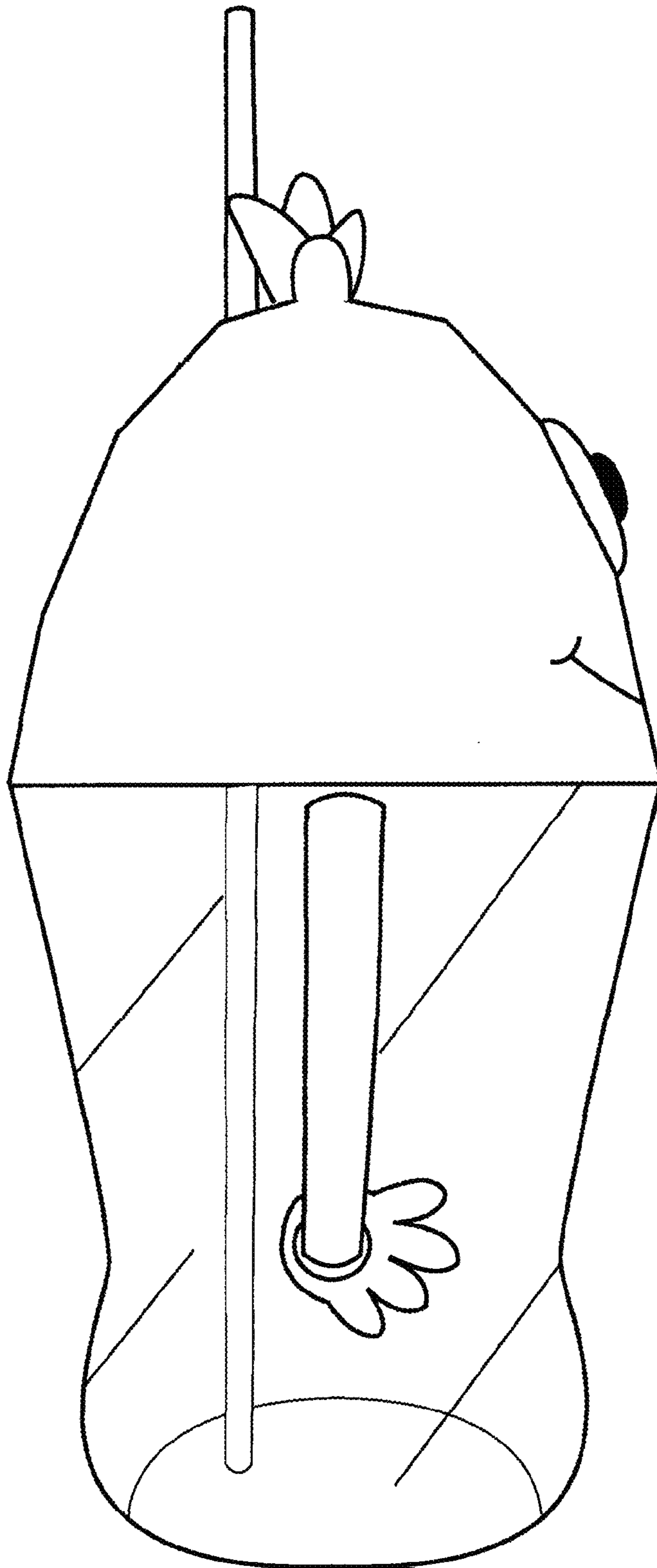


Fig. 3

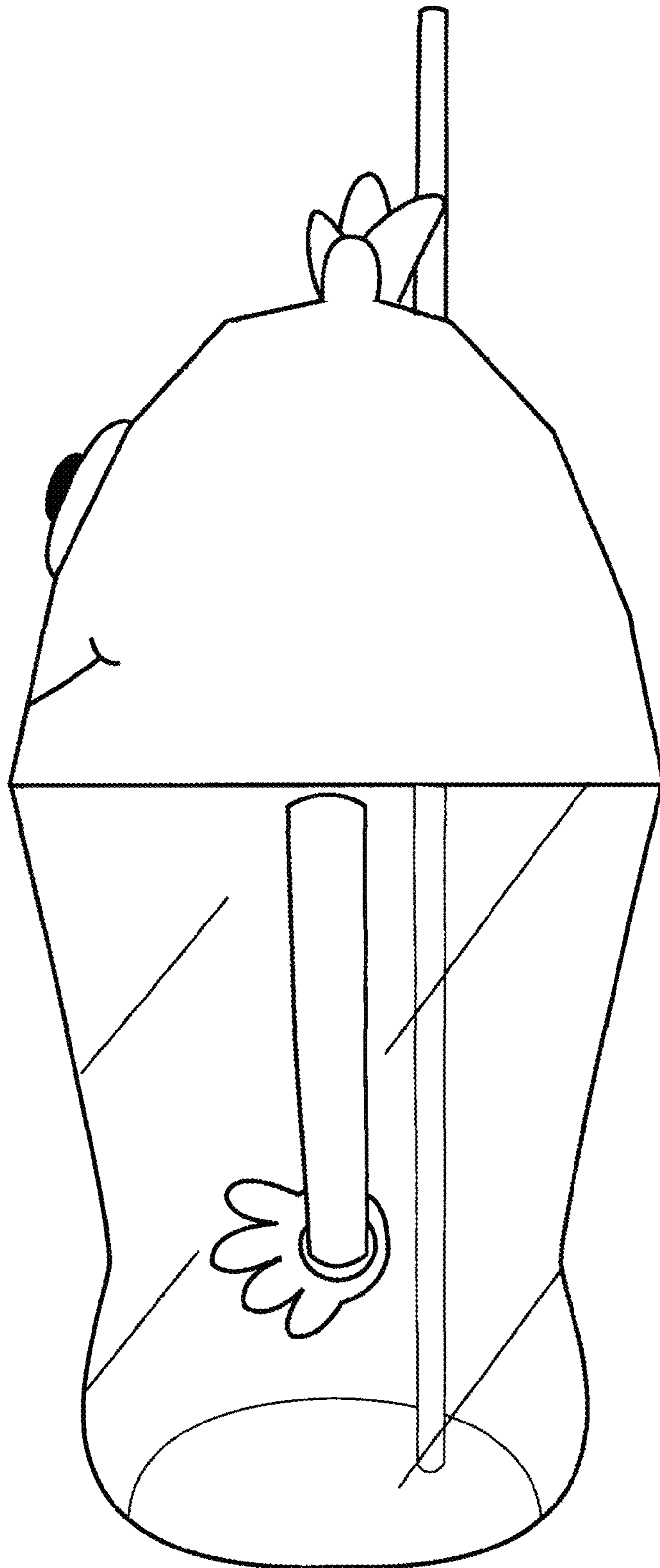


Fig. 4




Fig. 5




Fig. 6




Fig. 7

