

US00D767938S

(12) **United States Design Patent** (10) **Patent No.:** **US D767,938 S**
Picozza et al. (45) **Date of Patent:** **** Oct. 4, 2016**

(54) **MIXING/DRINKING CUP**

(56) **References Cited**

(71) Applicant: **Sunbeam Products, Inc.**, Boca Raton, FL (US)

U.S. PATENT DOCUMENTS

(72) Inventors: **Augusto A. Picozza**, Boca Raton, FL (US); **Evan Gant**, Somerville, MA (US); **Joongoo Lee**, Boston, MA (US)

3,627,008 A * 12/1971 Samuelian A47J 43/0766
 215/320
 D532,255 S * 11/2006 Sands D7/396.2
 D549,043 S * 8/2007 Beesley D7/374
 D632,133 S * 2/2011 Giraud D7/510
 D632,918 S * 2/2011 Gordon D7/300.1
 D653,493 S * 2/2012 Enghard D7/300.1
 D655,133 S * 3/2012 Brinckerhoff D7/376
 D656,357 S * 3/2012 Enghard D7/300.1
 D673,421 S * 1/2013 Chiu D7/396.2
 8,672,164 B2 * 3/2014 Honeyghan A47G 19/22
 215/235
 D737,629 S * 9/2015 Sands D7/376
 D751,344 S * 3/2016 Charlton D7/300.1
 D754,999 S * 5/2016 Gamelli D7/300.1

(73) Assignee: **Sunbeam Products, Inc.**, Boca Raton, FL (US)

(**) Term: **15 Years**

* cited by examiner

(21) Appl. No.: **29/528,080**

Primary Examiner — Ricky Pham

(22) Filed: **May 26, 2015**

(51) **LOC (10) Cl.** **31-00**

(74) *Attorney, Agent, or Firm* — Seth M. Blum

(52) **U.S. Cl.**
USPC **D7/413**; D7/376; D7/378; D7/386;
D7/412

(57) **CLAIM**

(58) **Field of Classification Search**
USPC D7/300.1, 372, 376–386, 396.2,
D7/412–413, 510, 602, 629, 665–666, 669,
D7/679, 693–694

The ornamental design for a mixing/drinking cup, as shown and described.

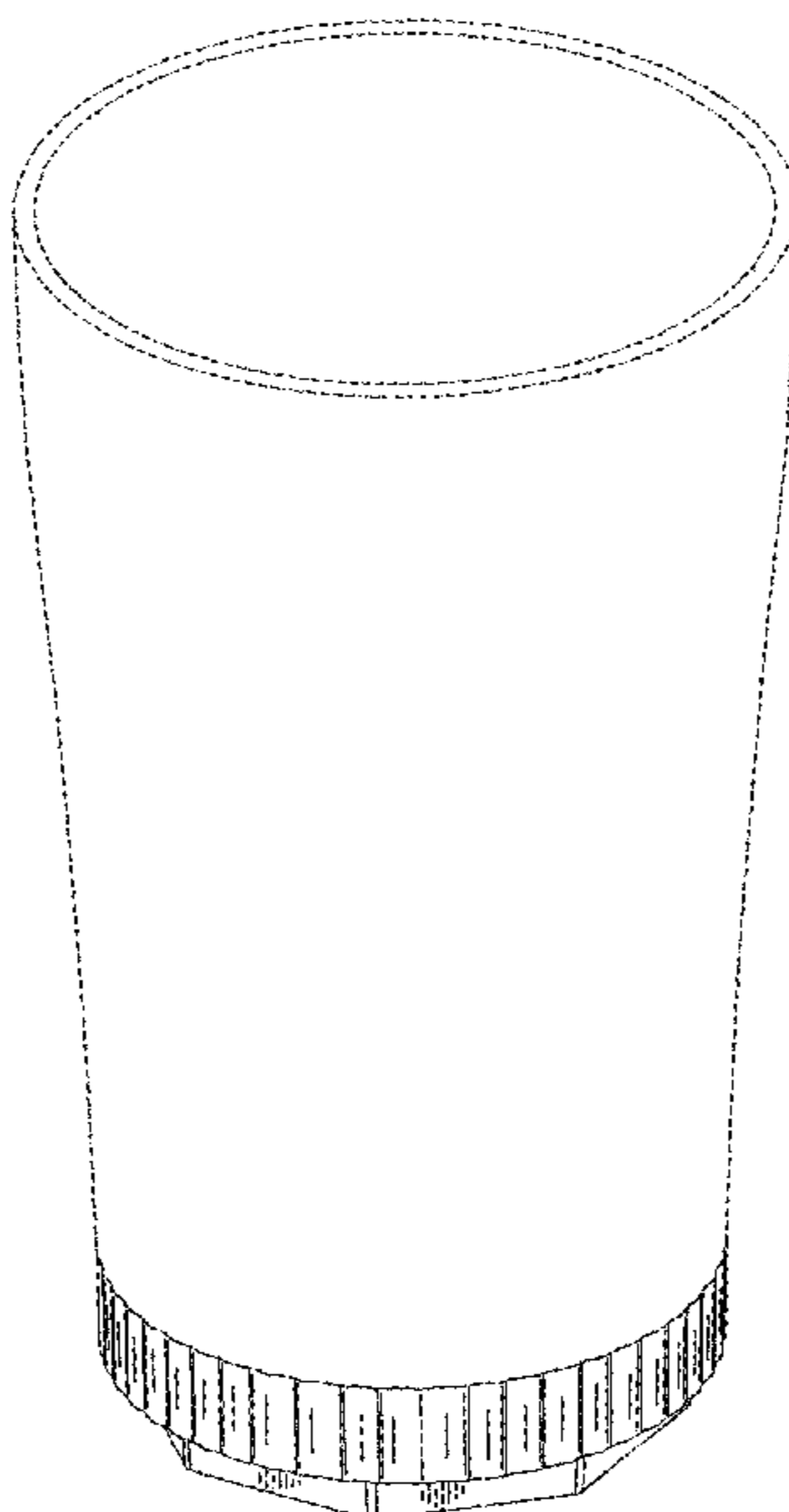
CPC A21C 1/02; A21C 1/04; A23N 1/00;
A23N 1/02; A47G 19/22; A47J 43/04;
A47J 43/25; A47J 43/27; A47J 43/042;
A47J 43/044; A47J 43/046; A47J 43/075;
A47J 43/0722; A47J 43/0727; A47J 43/0766;
B01F 3/00; B01F 3/0807; B01F 3/0853;
B01F 13/0059; B01F 13/0064; B02C 1/08;
B02C 2/04; B02C 4/42; B02C 4/142; B02C
4/143; B02C 4/423; B02C 13/1835; B28C
5/10; B28C 5/12; B28C 5/14; B28C 5/16

DESCRIPTION

FIG. 1 is a top isometric view of a mixing/drinking cup showing our new design;
FIG. 2 is a bottom isometric view thereof;
FIG. 3 is a side view thereof, the remaining side view being mirror images thereof;
FIG. 4 is a top view thereof; and,
FIG. 5 is a bottom view thereof.
The broken lines in the drawings depict portions of the mixing cup that form no part of the claimed design.

See application file for complete search history.

1 Claim, 4 Drawing Sheets



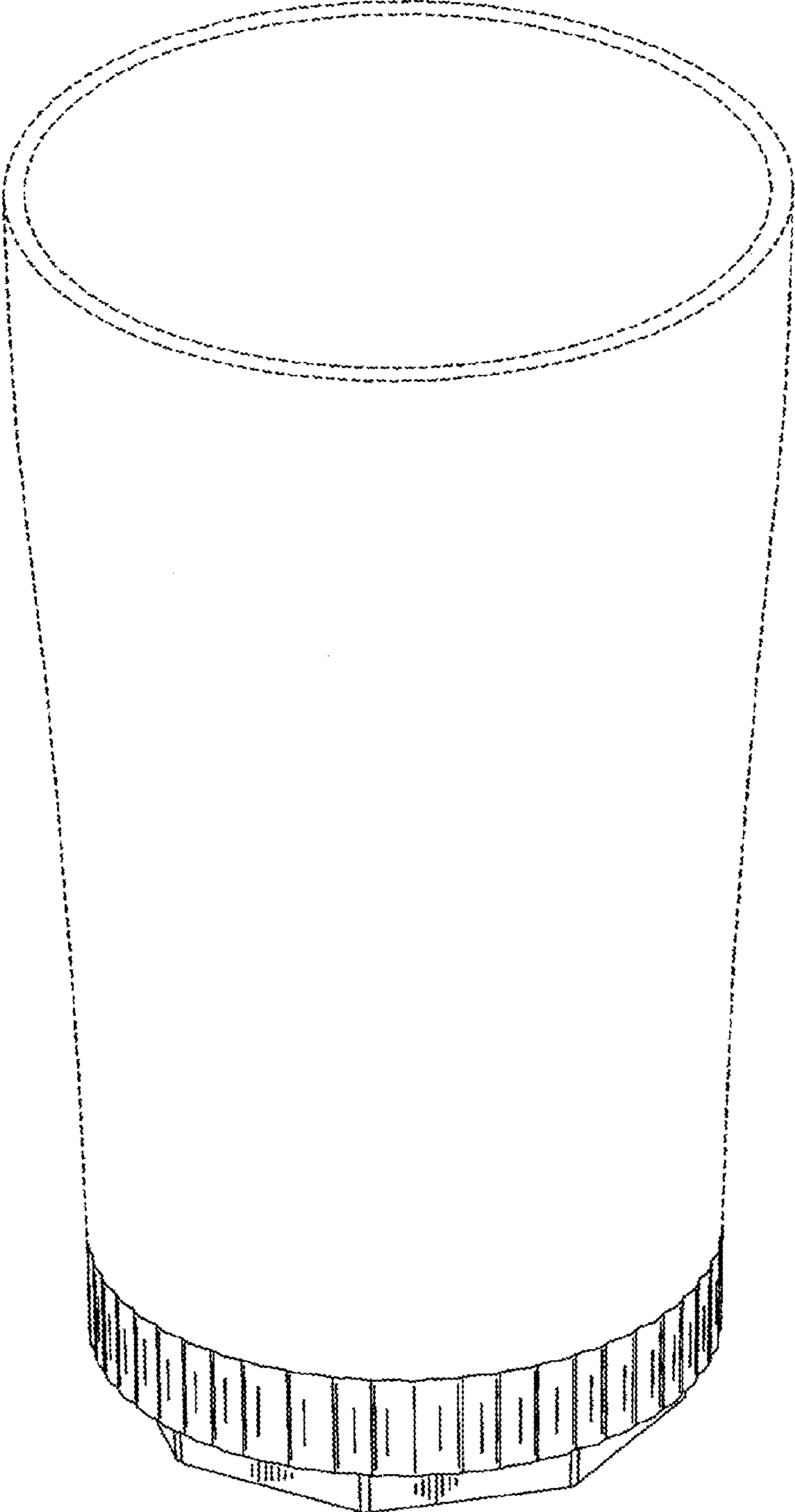


FIG 1

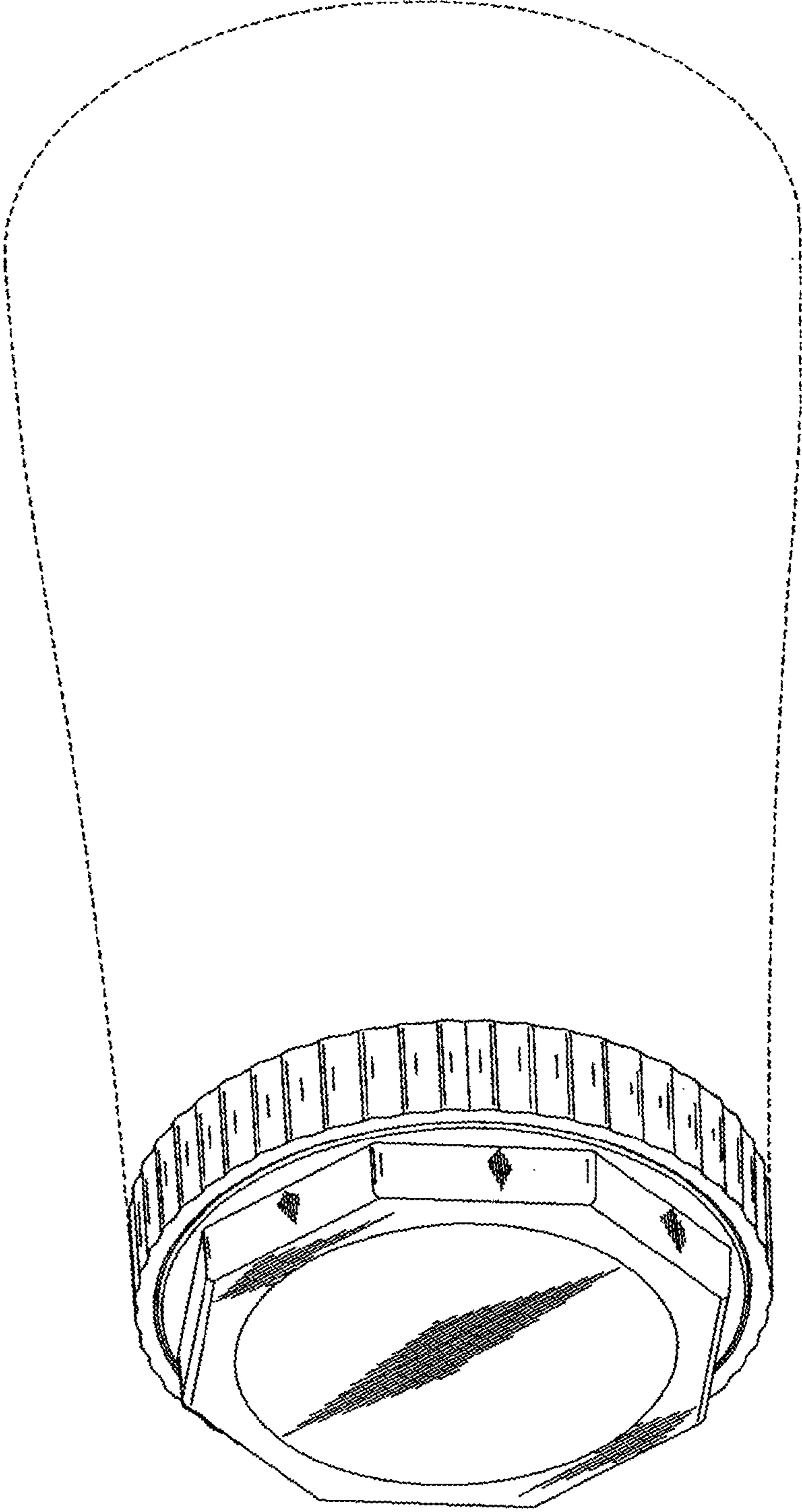


FIG 2

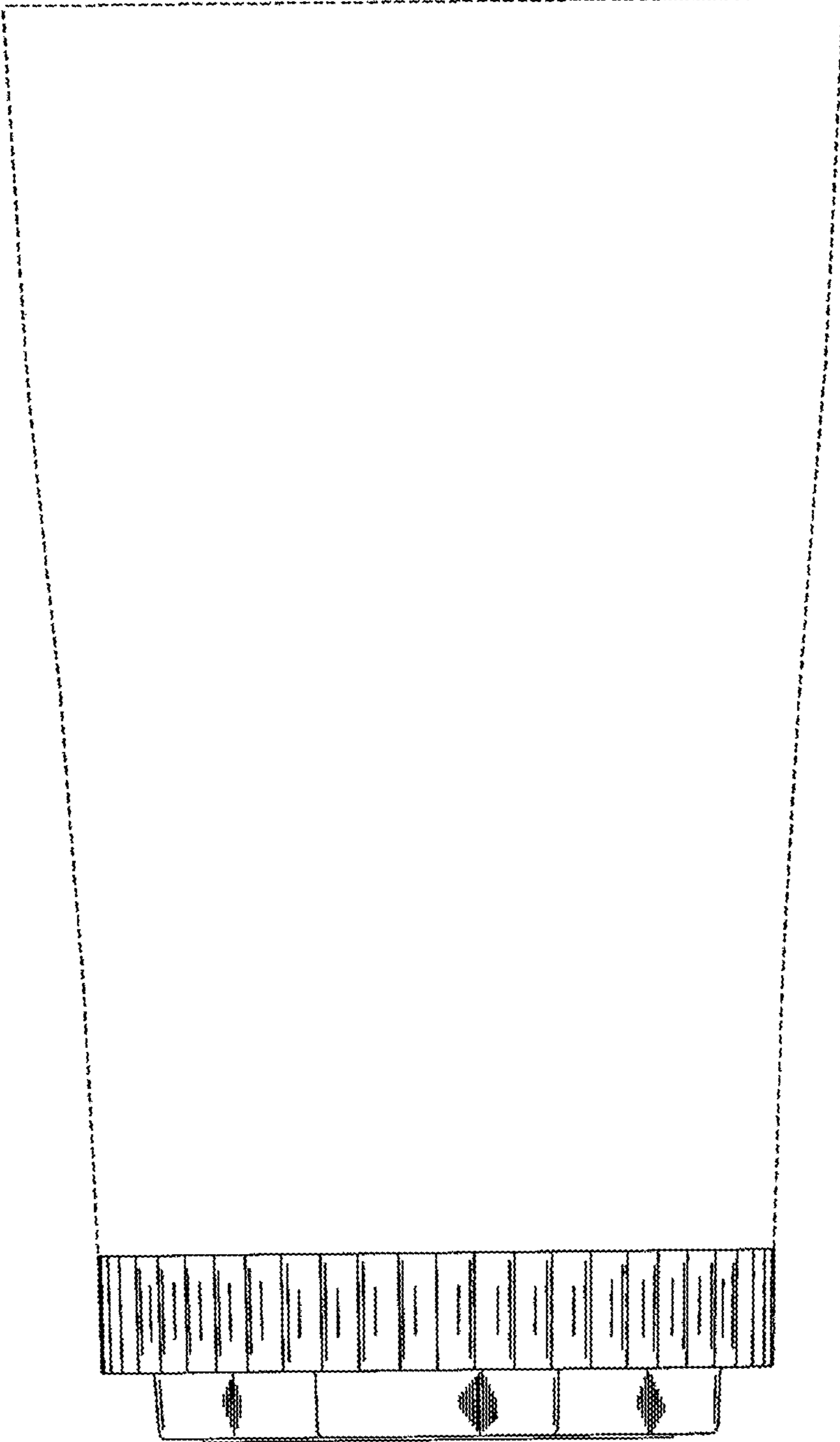


FIG 3

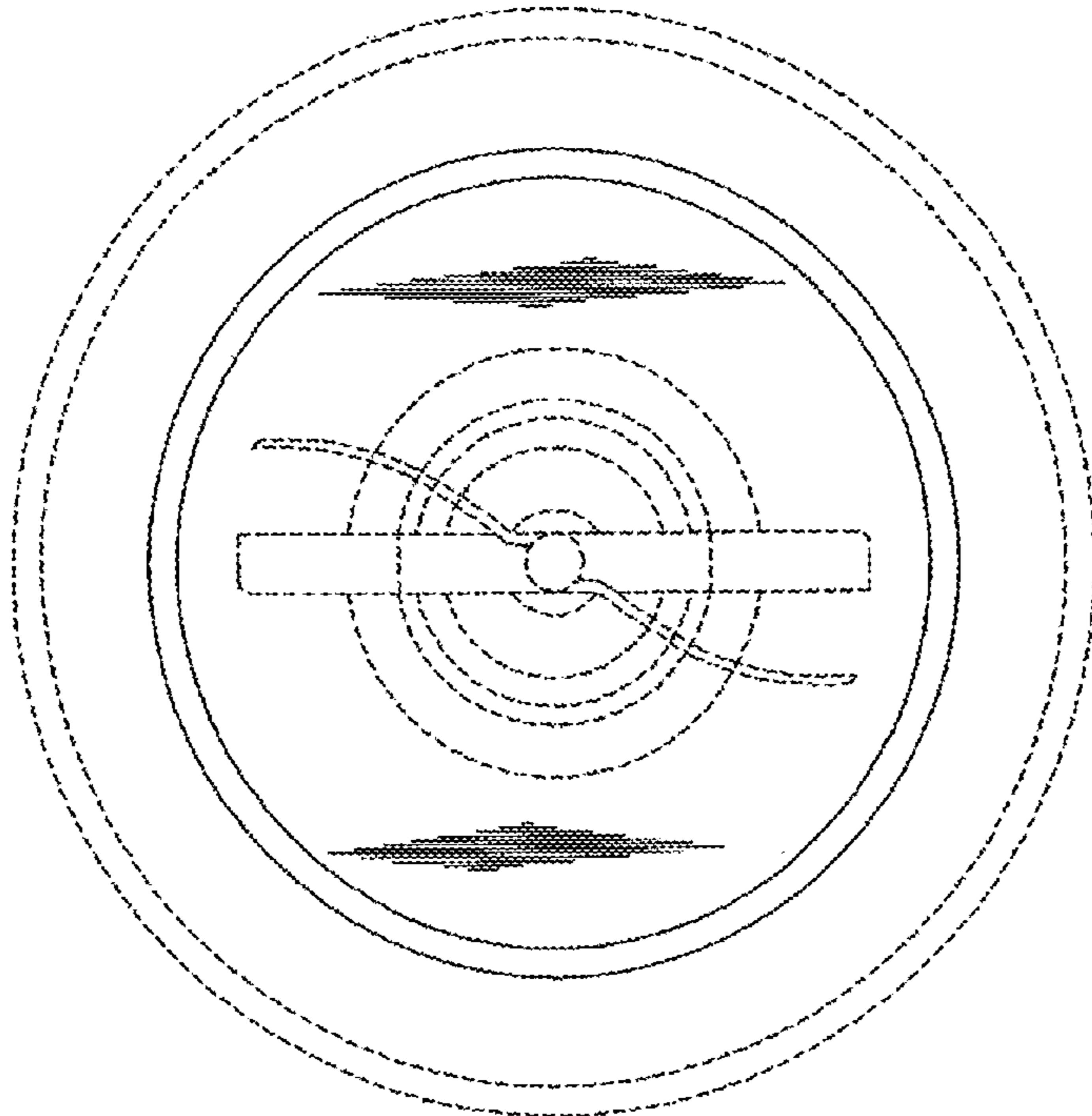


FIG 4

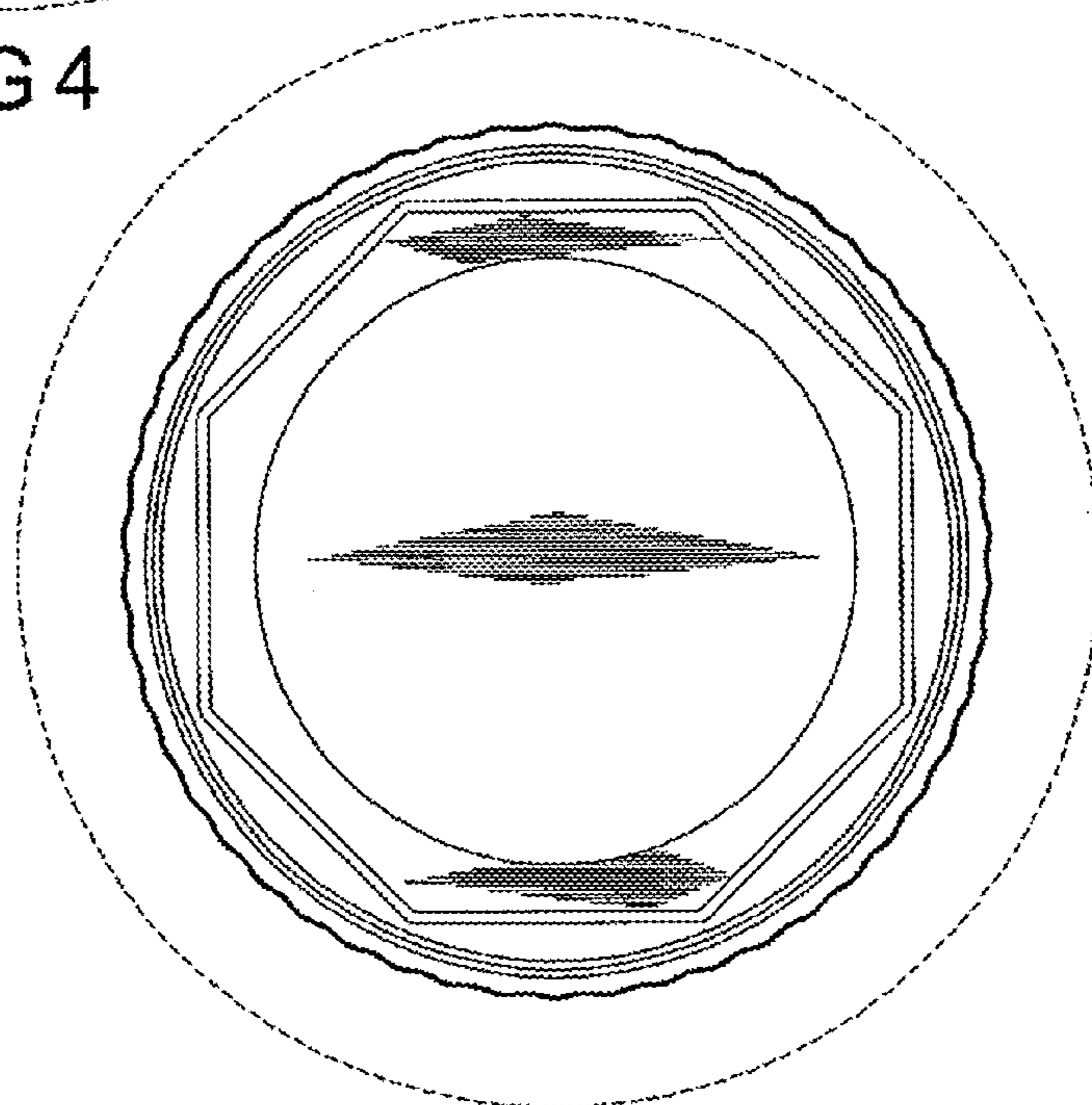


FIG 5