



US00D767931S

(12) **United States Design Patent** (10) **Patent No.:** **US D767,931 S**
Palazzi (45) **Date of Patent:** **** Oct. 4, 2016**

(54) **BEVERAGE STRAW END WITH A BEAK**

(71) Applicant: **Unistraw Holdings Pte. Ltd.**,
Singapore (SG)

(72) Inventor: **Ken Palazzi**, Nlosa (AU)

(73) Assignee: **Unistraw Holdings Pte. Ltd.**,
Singapore (SG)

(**) Term: **14 Years**

(21) Appl. No.: **29/512,643**

(22) Filed: **Dec. 22, 2014**

Related U.S. Application Data

(63) Continuation of application No. 29/466,845, filed on
Sep. 12, 2013, now abandoned.

(51) **LOC (10) Cl.** **07-06**

(52) **U.S. Cl.**
USPC **D7/300.2**

(58) **Field of Classification Search**
USPC D7/300.2; D24/108, 112; D9/435, 440,
D9/447-449, 452-454
CPC B01L 2300/042; B01L 2200/026;
B01L 2300/0832; A47G 21/183; A47G
19/2205; A47G 19/2222; A47G 21/18;
A61B 5/1411; A61B 5/150022; A61B
5/150343; A61B 10/0051; A61B 5/1405;
B65D 75/5883; B65D 2517/0049
See application file for complete search history.

(56) **References Cited**

U.S. PATENT DOCUMENTS

7,040,547 B1 5/2006 Nelson
D643,934 S * 8/2011 Wilkinson D24/224
D660,149 S * 5/2012 Grace D9/447

D719,826 S * 12/2014 Burnside D9/447
D729,622 S * 5/2015 Mazurkiewicz D9/449
D739,006 S * 9/2015 Tominaga D24/108
D747,465 S * 1/2016 Homsy D24/112
2002/0134850 A1 9/2002 Hollenberg
2003/0087005 A1* 5/2003 Baron A23C 9/156
426/85
2003/0133844 A1* 7/2003 Conway B01L 3/5082
422/400

FOREIGN PATENT DOCUMENTS

FR 1307555 A 10/1962
JP 2004275596 A 10/2004
WO WO-9703634 A1 2/1997
WO WO-2014140199 A1 9/2014

* cited by examiner

Primary Examiner — George D Kirschbaum

Assistant Examiner — Jennifer Watkins

(74) *Attorney, Agent, or Firm* — Mintz Levin Cohn Ferris
Glovsky and Popeo, P.C.

(57) **CLAIM**

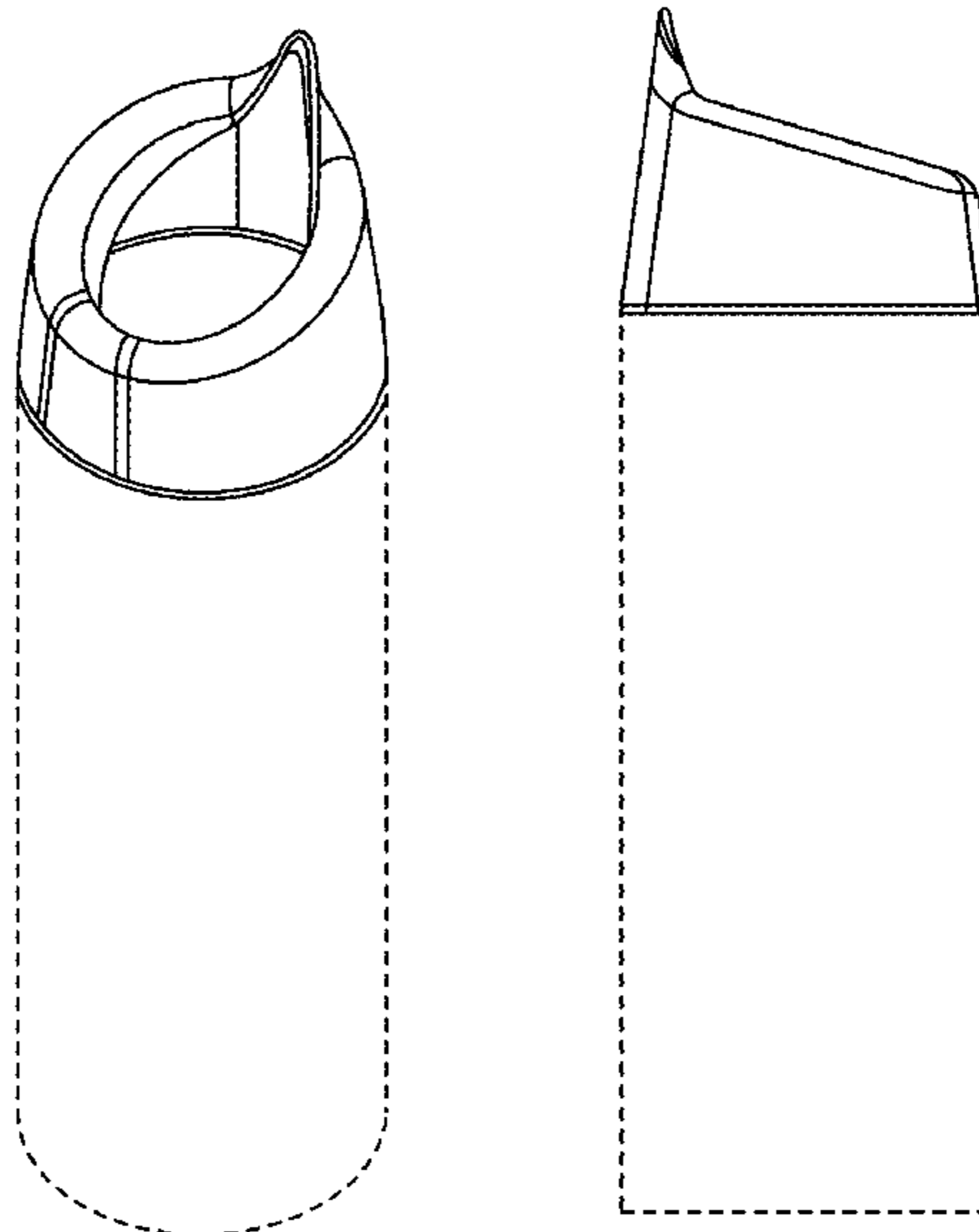
The ornamental design for a beverage straw end with a beak,
as shown and described.

DESCRIPTION

FIG. 1 is a side perspective view of a beverage straw end
with a beak;
FIG. 2 is a front view thereof;
FIG. 3 is a side view thereof;
FIG. 4 is a side view thereof;
FIG. 5 is a back view thereof; and,
FIG. 6 is a side perspective view thereof.

The broken lines in the drawings are included for the
purpose of illustrating environmental structure and form no
part of the claimed design.

1 Claim, 4 Drawing Sheets



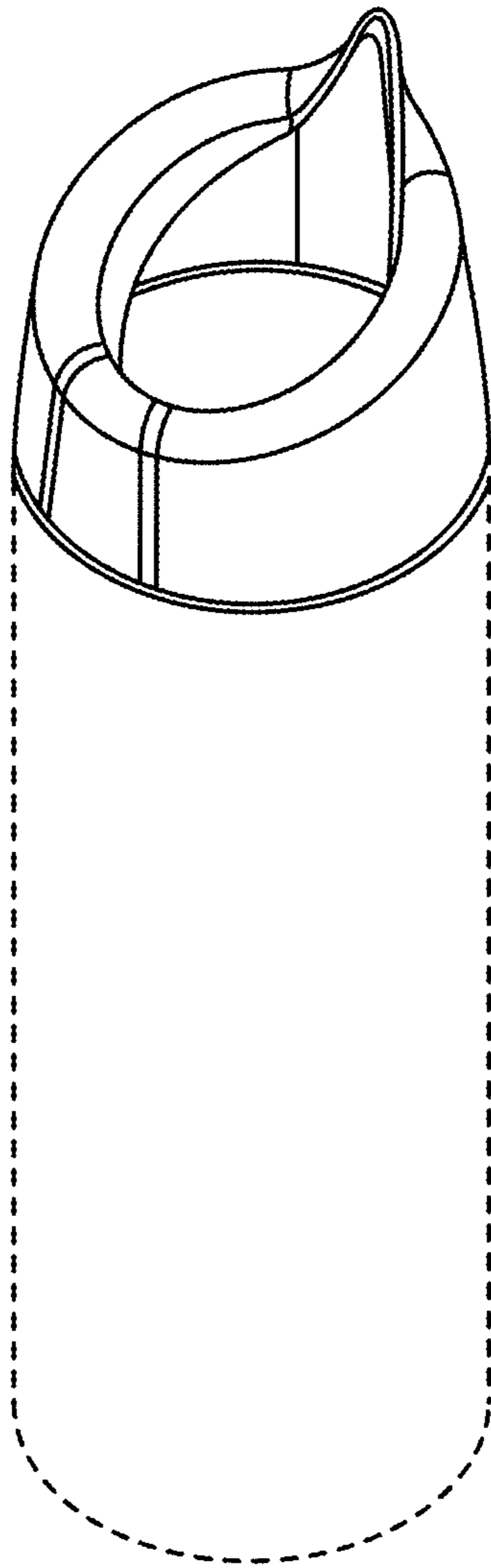


FIG. 1




FIG. 2




FIG. 3




FIG. 4




FIG. 5

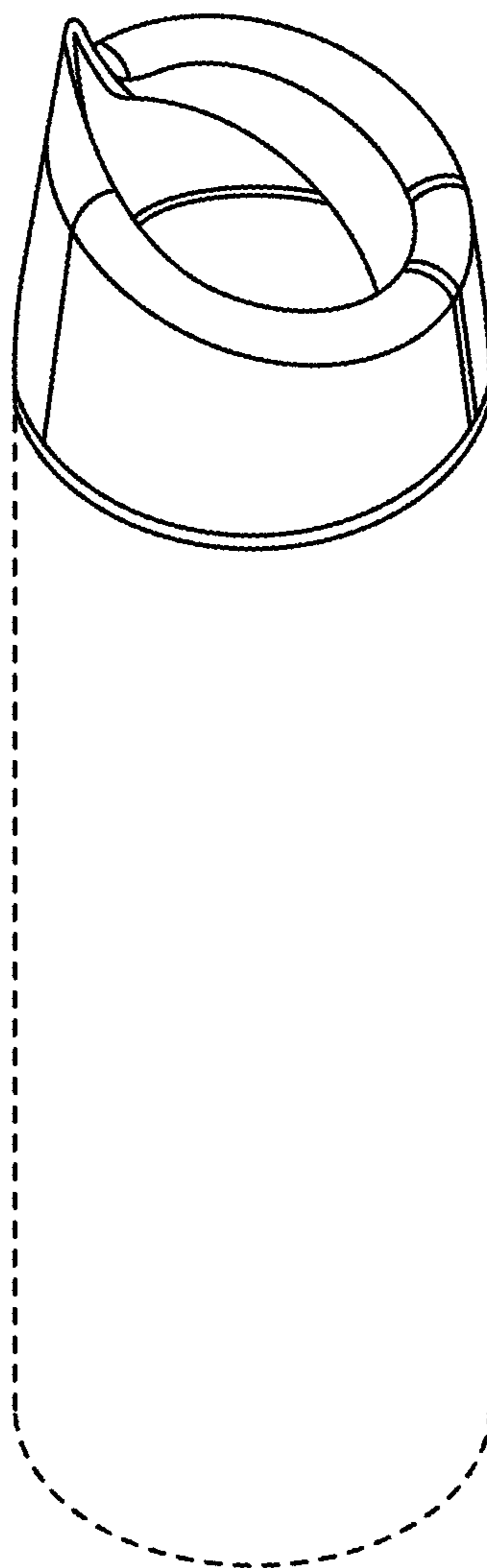


FIG. 6