



US00D767929S

(12) **United States Design Patent** (10) **Patent No.:** **US D767,929 S**
Weshler et al. (45) **Date of Patent:** **** Oct. 4, 2016**

(54) **PRODUCT DISPLAY ASSEMBLY**

(56)

References Cited

(71) Applicant: **DSI Group Inc**, Maspeth, NY (US)

U.S. PATENT DOCUMENTS

(72) Inventors: **Benjamin S. Weshler**, New York, NY (US); **Yin-Chie Huang**, Great Neck, NY (US); **Anthony DeMayo**, Smithtown, NY (US)

D331,160	S	11/1992	Brunner	
6,068,135	A	5/2000	Holztrager	
D440,796	S	4/2001	Riga	
D591,079	S	4/2009	Singler et al.	
D645,278	S	9/2011	Kotz et al.	
8,231,017	B2 *	7/2012	Clontz et al.	211/134
8,302,783	B1 *	11/2012	Harris et al.	211/59.3
8,302,785	B2 *	11/2012	Kao	211/70.6
D686,437	S	7/2013	Johnson et al.	
D712,181	S	9/2014	Martell et al.	
8,863,541	B2 *	10/2014	Swofford et al.	62/255
D717,085	S	11/2014	Trinh et al.	
8,979,296	B2 *	3/2015	Wiemer et al.	362/125
9,033,161	B2 *	5/2015	Larson et al.	211/71.01
9,038,854	B2 *	5/2015	Brugmann	221/154
2004/0135476	A1	7/2004	Gillengerten	

(73) Assignee: **DSI GROUP INC.**, Maspeth, NY (US)

(**) Term: **14 Years**

(21) Appl. No.: **29/523,690**

(22) Filed: **Apr. 13, 2015**

* cited by examiner

Related U.S. Application Data

(62) Division of application No. 29/502,264, filed on Sep. 12, 2014, now Pat. No. Des. 728,283.

Primary Examiner — Kelley Donnelly

(74) *Attorney, Agent, or Firm* — Tarter Krinsky & Drogin LLP

(51) **LOC (10) Cl.** **06-06**

(57) **CLAIM**

The ornamental design for a product display assembly, as shown and described.

(52) **U.S. Cl.**

USPC **D6/719**

DESCRIPTION

(58) **Field of Classification Search**

USPC D6/460-461, 468, 474, 477-479, 672, D6/675, 675.1, 719; 312/7.2, 9.1; 108/59, 108/91, 92, 96; 211/41.12, 42, 49.1, 50, 211/85.2, 90.04, 187, 190, 119.003, 211/134.153, 87.01

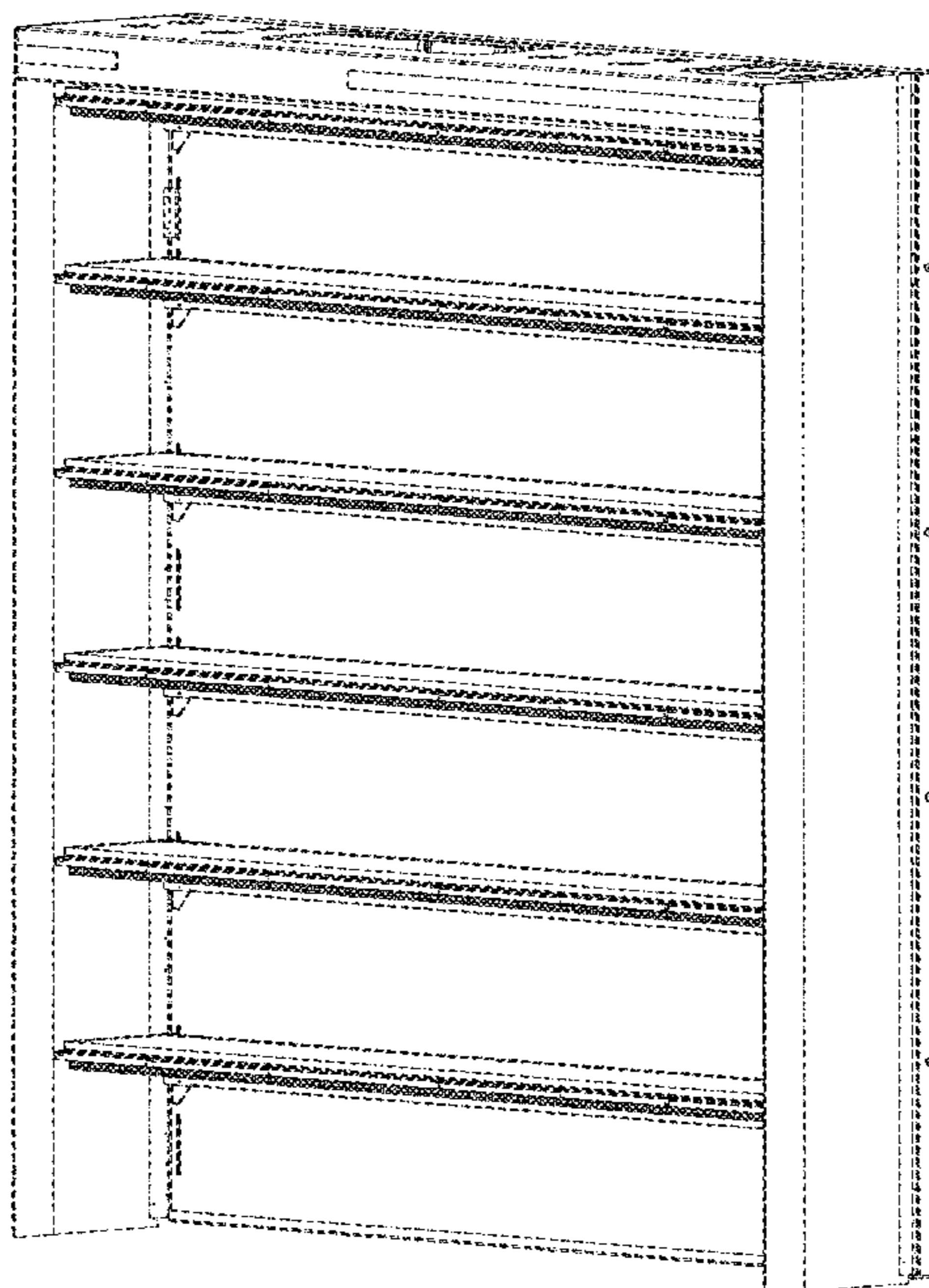
FIG. 1 is a front perspective view of a product display assembly; FIG. 2 is a front view thereof; and, FIG. 3 is a blown up view of the circled portion of the shelf marked in FIG. 2.

CPC A47F 3/02; A47F 5/0018; A47F 5/0025; A47B 87/00

The broken lines illustrate unclaimed portions and form no part of the claimed design.

See application file for complete search history.

1 Claim, 3 Drawing Sheets



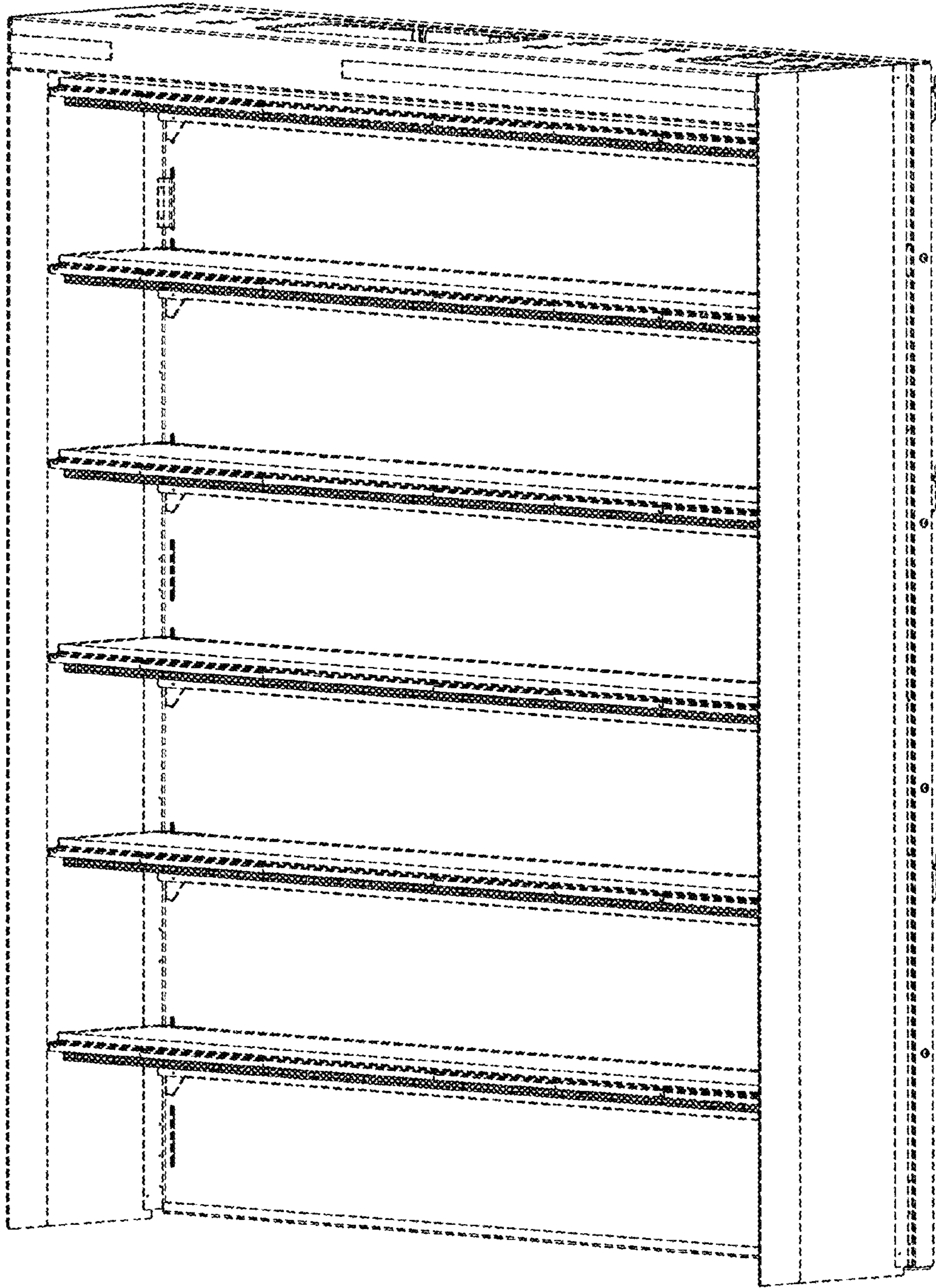


FIG. 1

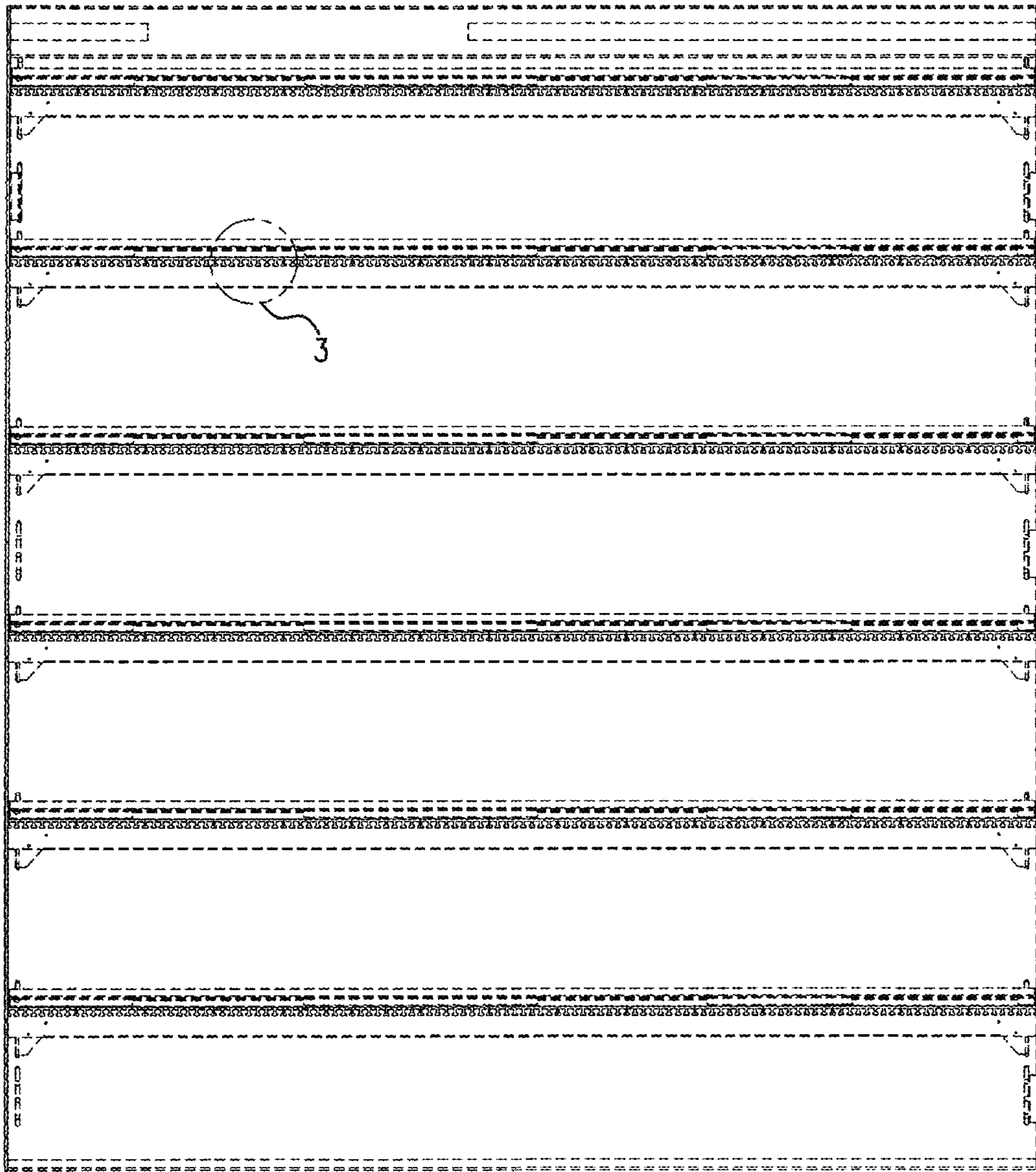


FIG.2

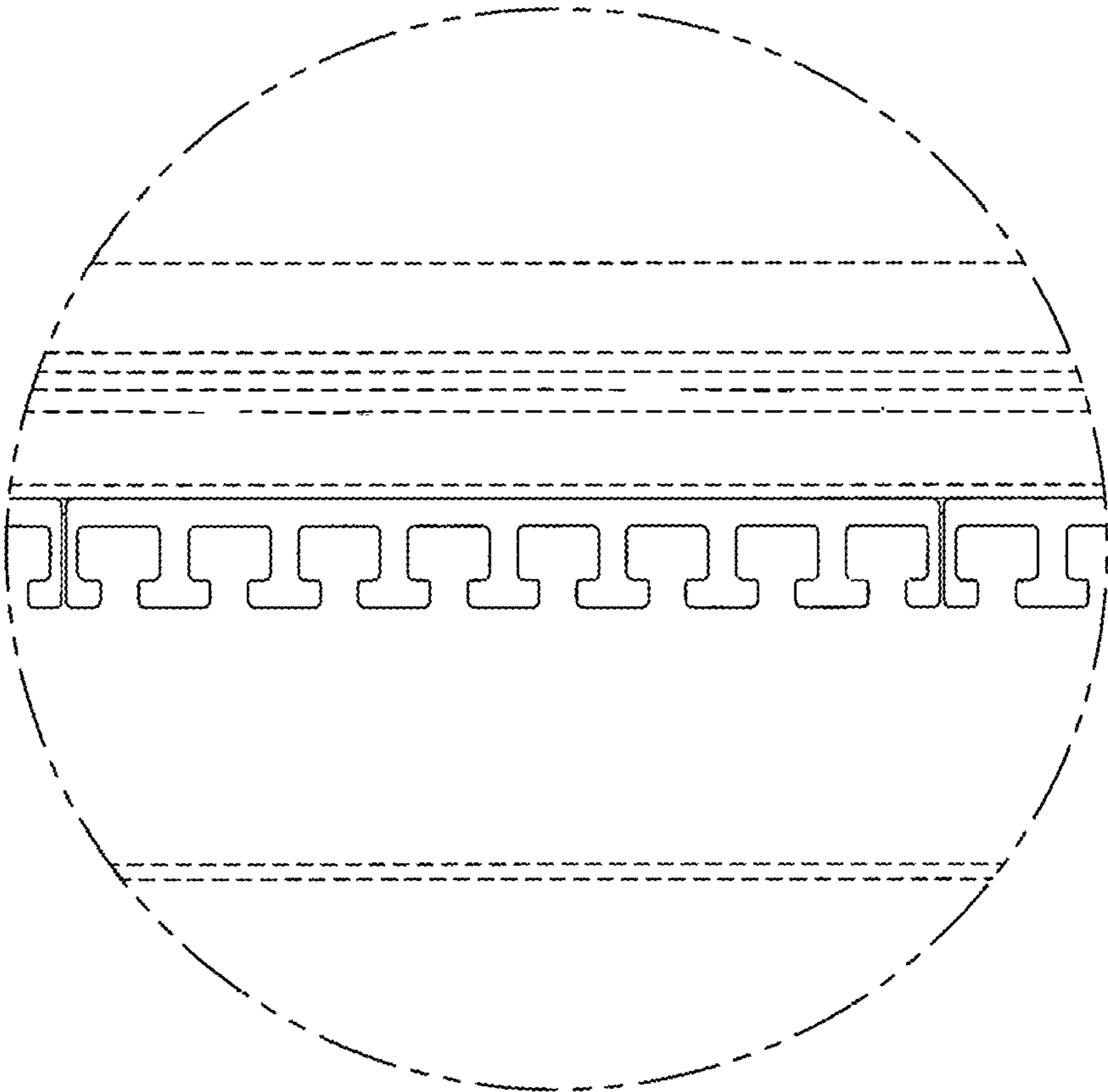


FIG. 3