



US00D767922S

(12) **United States Design Patent**
Jussila

(10) **Patent No.:** **US D767,922 S**
(45) **Date of Patent:** **** Oct. 4, 2016**

(54) **MULTI-PURPOSE VERTICAL WALL**

(71) Applicant: **WALLZ GROUP OY**, Espoo (FI)

(72) Inventor: **Tuomas Jussila**, Parainen (FI)

(73) Assignee: **Wallz Group Oy**, Espoo (FI)

(**) Term: **14 Years**

(21) Appl. No.: **29/503,224**

(22) Filed: **Sep. 24, 2014**

(30) **Foreign Application Priority Data**

Mar. 25, 2014 (EM) 002431908-0001

(51) **LOC (10) Cl.** **06-04**

(52) **U.S. Cl.**
USPC **D6/672**

(58) **Field of Classification Search**
USPC D6/672-675, 675.1, 681, 682.2, 703,
D6/703.2, 301, 312; D25/123, 125
CPC A47F 5/0846; A47F 5/13; A47B 61/02;
A47B 13/08; A47B 57/26; A47B 57/16;
B65D 25/19
See application file for complete search history.

(56) **References Cited**

U.S. PATENT DOCUMENTS

- 2,975,089 A * 3/1961 Hargreaves A47G 27/0212
428/168
- 3,339,301 A * 9/1967 Doris G09F 7/08
40/620
- 3,341,162 A * 9/1967 Ruchlis A47B 97/04
248/165
- 3,585,944 A * 6/1971 Scheer B05C 21/00
108/1
- D232,401 S * 8/1974 Joyce et al. D6/675
- D276,110 S * 10/1984 Savelkouls D6/675.1
- 4,607,753 A * 8/1986 Radek A47F 5/0846
211/189
- 4,615,448 A * 10/1986 Johnstonbaugh A47F 5/0846
211/189
- 4,805,783 A * 2/1989 Mayer A47F 5/0846
211/189

- D328,538 S * 8/1992 Berger D6/682.4
- D346,510 S * 5/1994 Long D6/407
- D349,202 S * 8/1994 Eliadis D6/672
- D355,076 S * 2/1995 Soderling D19/90
- D362,765 S * 10/1995 Ruggieri D6/672
- 5,485,934 A * 1/1996 Holztrager A47F 5/0846
211/126.2
- 5,607,070 A * 3/1997 Hellyer A47F 5/0846
211/187
- 5,775,521 A * 7/1998 Tisbo A47B 17/033
211/11
- D397,562 S * 9/1998 DePottay D25/58
- 5,890,607 A * 4/1999 Maglione A47F 5/105
108/108
- D420,838 S * 2/2000 Riga D6/675.3
- D438,030 S * 2/2001 Riga D6/332
- D440,796 S * 4/2001 Riga D6/675.3
- D468,134 S * 1/2003 Oikawa D6/682.2
- D468,560 S * 1/2003 Riga D6/675.1
- D511,581 S * 11/2005 Holztrager D25/123

(Continued)

Primary Examiner — John Windmuller

Assistant Examiner — Steven Czyz

(74) *Attorney, Agent, or Firm* — James C. Lydon


(57) **CLAIM**

The ornamental design for a multi-purpose vertical wall, as shown and described.

DESCRIPTION

FIG. 1 is a front view of a multi-purpose vertical wall;
 FIG. 2 is a rear perspective view of the vertical wall.
 FIG. 3 is a top view thereof;
 FIG. 4 is a bottom view thereof;
 FIG. 5 is a left side view, with the right side being a mirror image thereof; and,
 FIG. 6 is a front left perspective view.
 The broken lines depict portions of the article and environment that form no part of the claimed design.
 The article in which the design is embodied is a multi-purpose vertical wall. More particularly, the ornamental design is embodied in a vertical wall having a plurality of horizontal grooves on its front surface for hanging construction toys or pieces of interior design.

1 Claim, 5 Drawing Sheets



(56)

References Cited

U.S. PATENT DOCUMENTS

D559,565 S * 1/2008 Bakker D6/332
D642,813 S * 8/2011 Alden D6/329
D654,727 S * 2/2012 Shea D6/682.2
D673,402 S * 1/2013 Kuzyk D6/703
D708,459 S * 7/2014 Heirakuji D6/675

D724,869 S * 3/2015 Trinh D6/672
D730,662 S * 6/2015 Trinh D6/672
9,076,354 B1 * 7/2015 Peota G09F 15/0012
D739,166 S * 9/2015 Dockery D6/672
D742,455 S * 11/2015 Denby D20/19
D745,794 S * 12/2015 Knoll D6/681
2007/0278168 A1 * 12/2007 Li A47B 96/00
211/94.01

* cited by examiner




FIG. 1

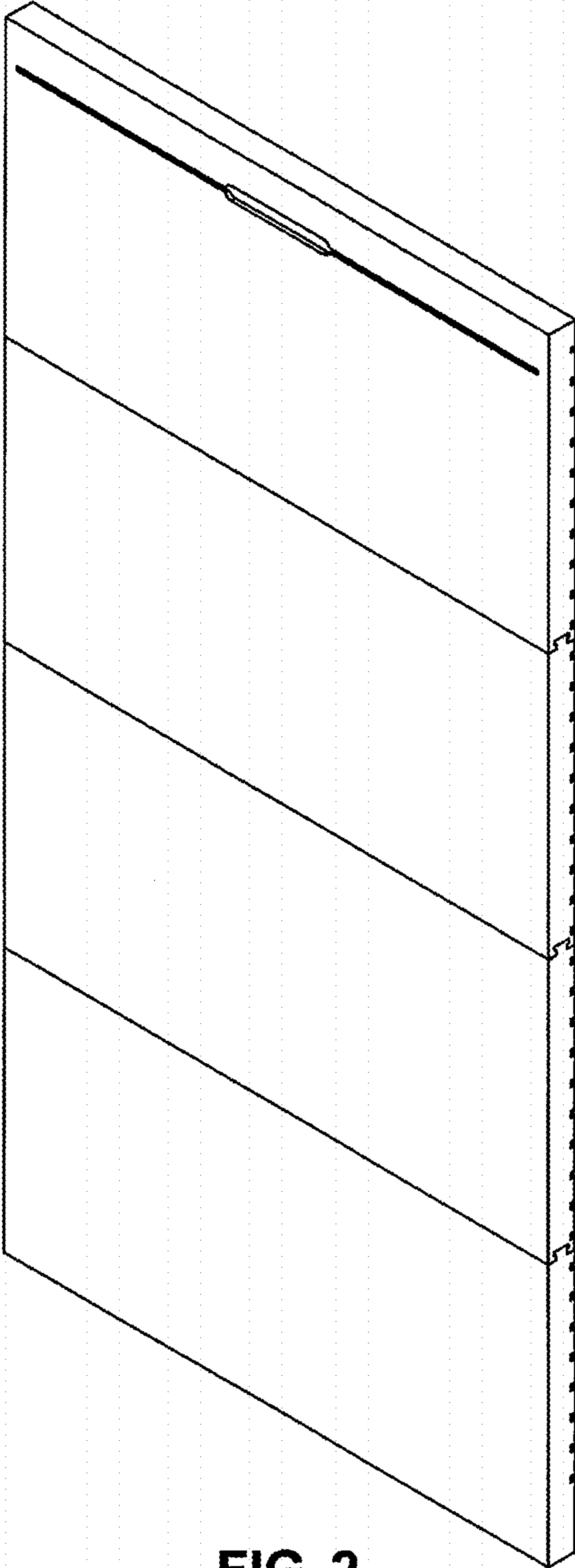


FIG. 2



FIG. 3



FIG. 4

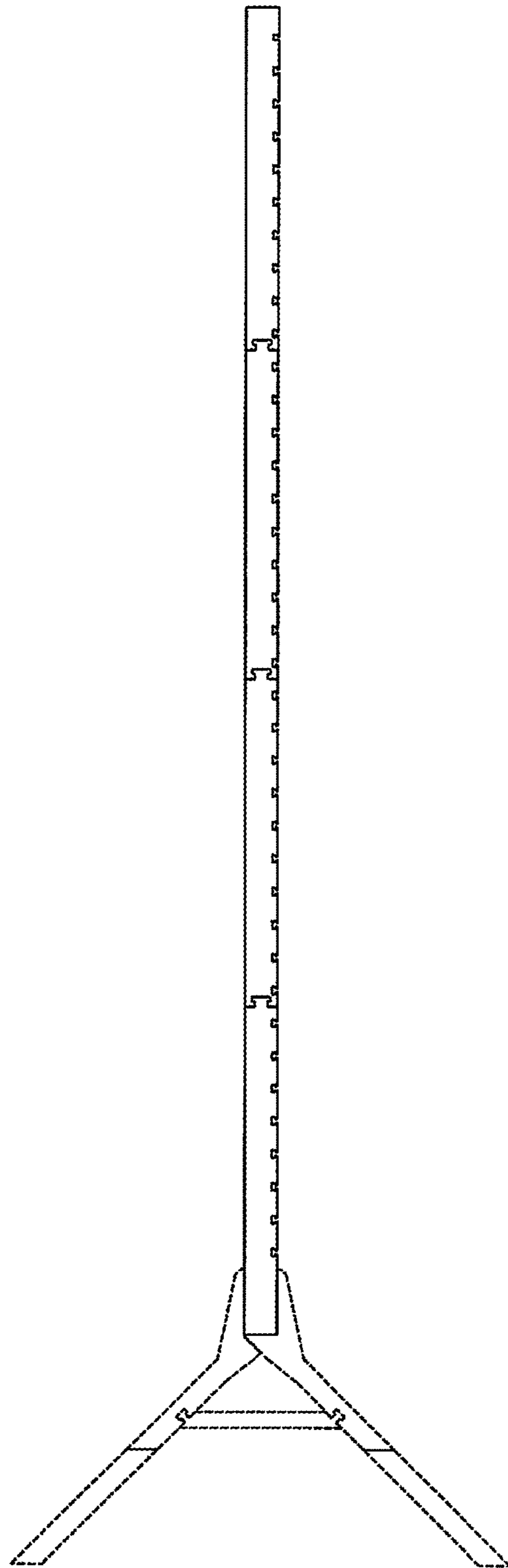


FIG. 5




FIG. 6