



US00D767880S

(12) **United States Design Patent** (10) **Patent No.:** **US D767,880 S**  
**Fricano** (45) **Date of Patent:** **\*\* Oct. 4, 2016**

(54) **MODULAR PURSE**

(71) Applicant: **Susan Clarke Fricano**, Eatonton, GA (US)

(72) Inventor: **Susan Clarke Fricano**, Eatonton, GA (US)

(\*\*) Term: **14 Years**

(21) Appl. No.: **29/493,436**

(22) Filed: **Jun. 10, 2014**

(51) **LOC (10) Cl.** ..... **03-01**

(52) **U.S. Cl.**  
USPC ..... **D3/232**

(58) **Field of Classification Search**  
USPC ..... D3/232, 233, 240–243, 245, 246, 318;  
150/100, 103–110, 113–114, 117–119  
CPC ..... A45C 1/024; A45C 3/06  
See application file for complete search history.

(56) **References Cited**

**U.S. PATENT DOCUMENTS**

D46,025 S *	6/1914	Hyman	.....	D3/243
D47,106 S *	3/1915	Hettrich	.....	D3/244
D63,043 S *	9/1923	Rowan	.....	D3/243
D101,864 S *	11/1936	Fellmann	.....	D3/245
D129,005 S *	8/1941	Levine	.....	D3/246
D144,114 S *	3/1946	Kaphan	.....	D3/245
D300,784 S *	4/1989	Powers	.....	D3/233
D339,495 S *	9/1993	Murray	.....	D6/606
6,543,499 B2	4/2003	McCreery		
D533,996 S *	12/2006	Cassegrain	.....	D3/232
D555,431 S *	11/2007	Gostt	.....	D3/244
D555,899 S *	11/2007	Spagnuolo	.....	D3/232
D599,545 S *	9/2009	Nelson	.....	D3/232
D606,741 S *	12/2009	Zaharakos	.....	D3/232
D630,432 S *	1/2011	Tennyson	.....	D3/232
D665,575 S *	8/2012	Bouskill	.....	D3/232
D730,643 S *	6/2015	Langer	.....	D3/232
2004/0187988 A1	9/2004	Andrews		

2010/0218862 A1 9/2010 Ellermeyer  
2011/0253273 A1 10/2011 Kay  
2012/0024438 A1 2/2012 Platt et al.

\* cited by examiner

*Primary Examiner* — Derrick Holland  
*Assistant Examiner* — Jennifer O King  
(74) *Attorney, Agent, or Firm* — Global Intellectual Property Agency, LLC; Daniel Boudwin

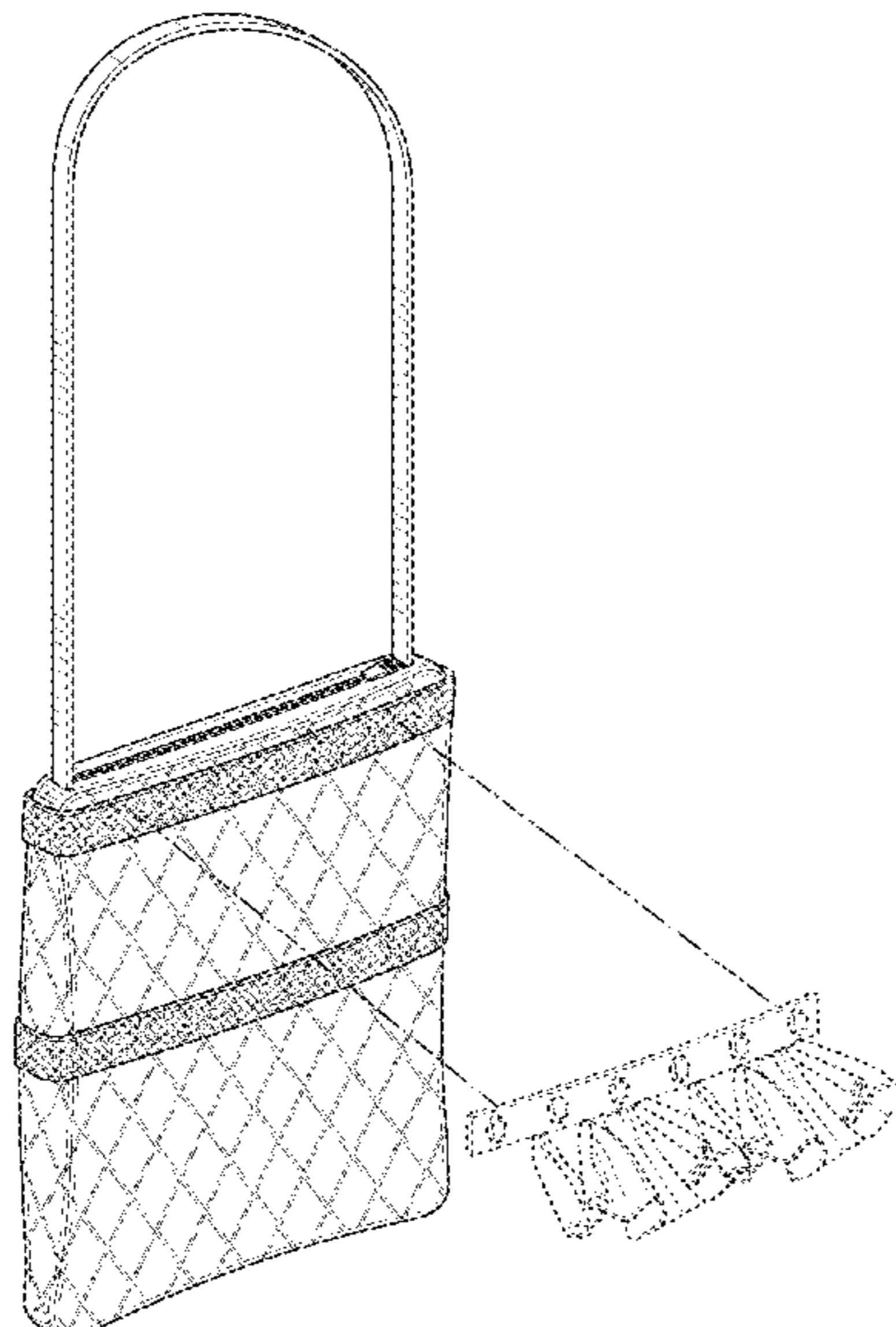
(57) **CLAIM**

The ornamental design for a modular purse, as shown and described.

**DESCRIPTION**

FIG. 1 shows a perspective view of a modular purse in an alternate use state.  
 FIG. 2 shows a frontal view of a modular purse;  
 FIG. 3 shows a rear view thereof;  
 FIG. 4 shows a first side view thereof;  
 FIG. 5 shows a second side view thereof;  
 FIG. 6 shows an overhead view thereof;  
 FIG. 7 shows an underside view thereof;  
 FIG. 8 shows a perspective view thereof;  
 FIG. 9 shows a frontal view of the second embodiment thereof;  
 FIG. 10 shows a rear view of the second embodiment thereof;  
 FIG. 11 shows a first side view of the second embodiment thereof;  
 FIG. 12 shows a second side view of the second embodiment thereof;  
 FIG. 13 shows an overhead view of the second embodiment thereof; and,  
 FIG. 14 shows an underside view of the second embodiment thereof.  
 The broken lines shown represent unclaimed subject matter and form no part of the claimed design.

**1 Claim, 10 Drawing Sheets**



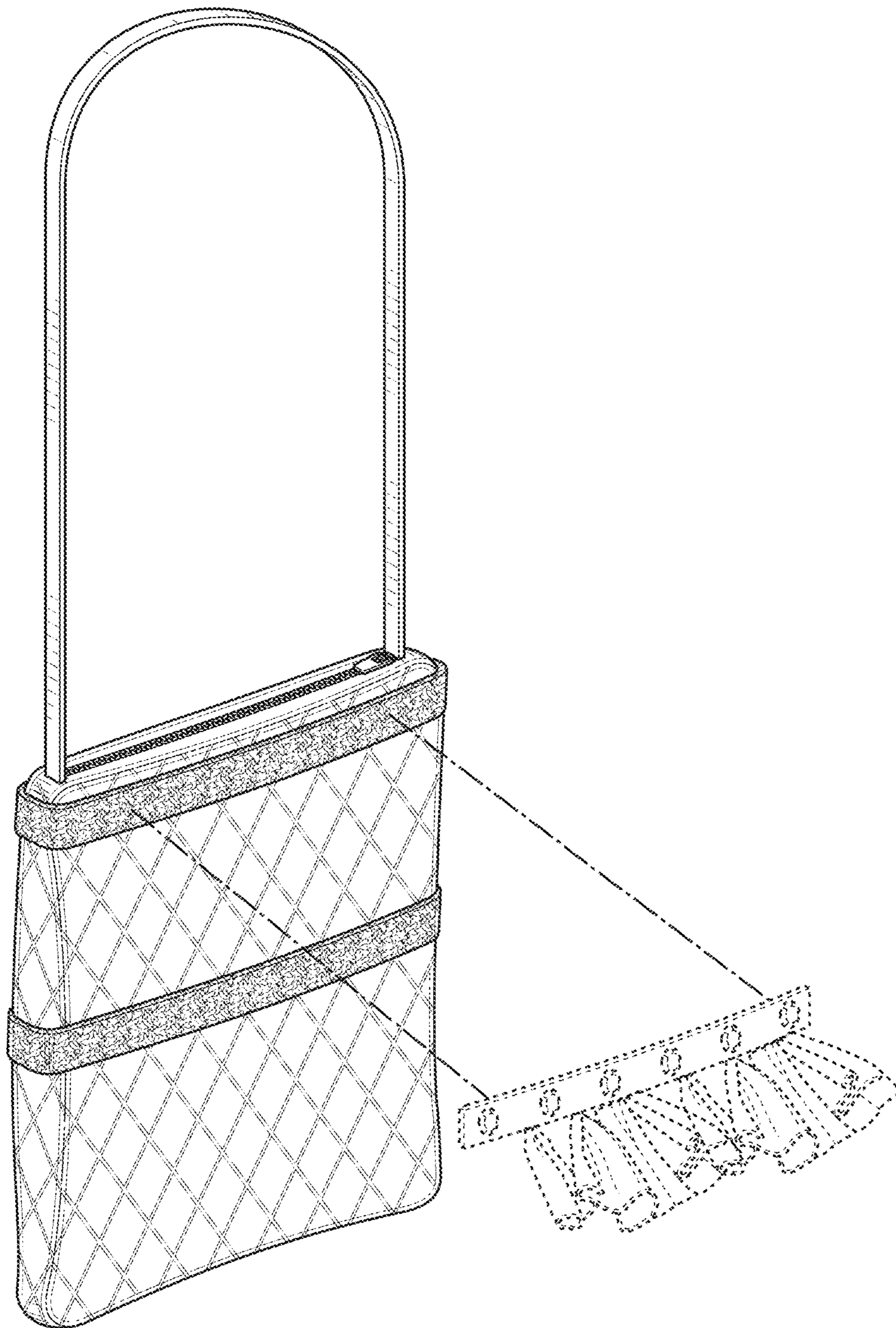


FIG. 1




FIG. 2




FIG. 3

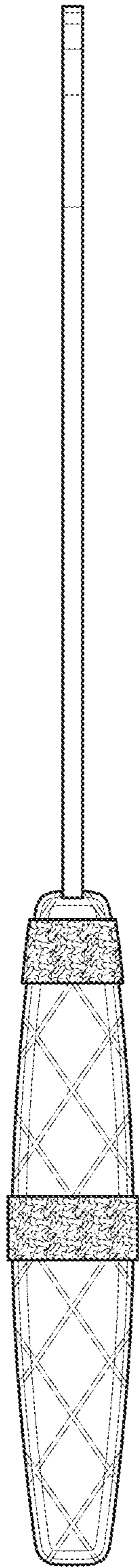


FIG. 4

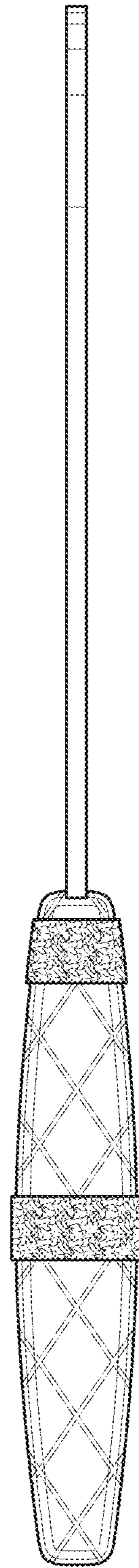


FIG. 5




FIG. 6

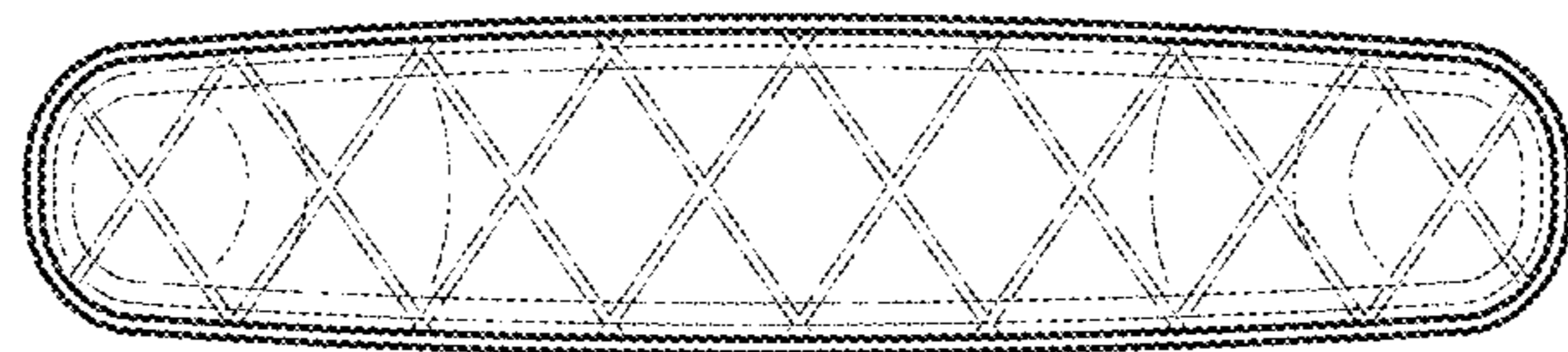


FIG. 7

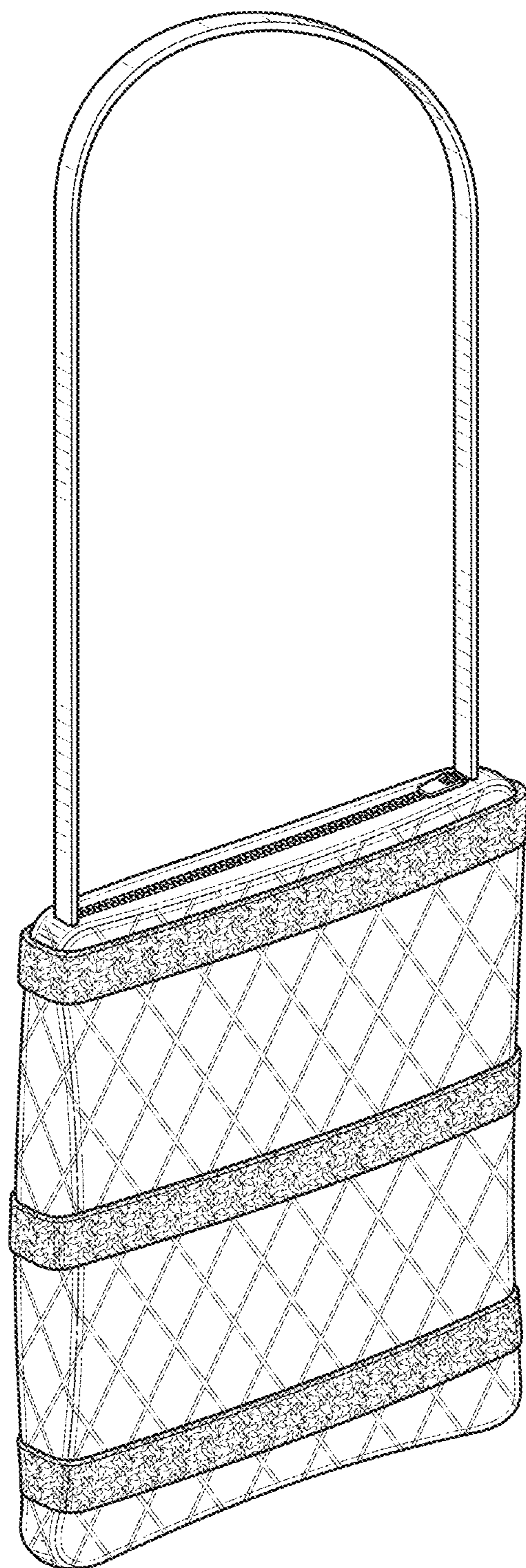


FIG. 8




FIG. 9






FIG. 10




FIG. 11

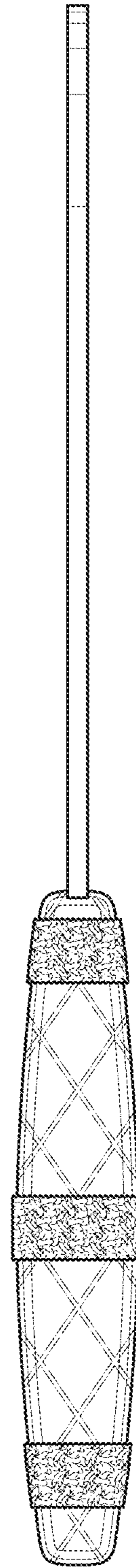


FIG. 12




FIG. 13

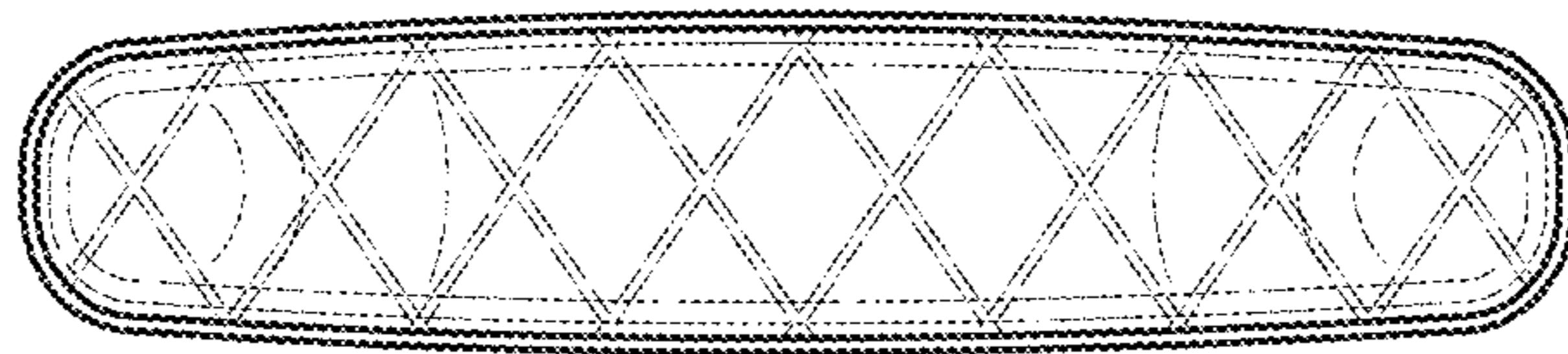


FIG. 14