

US00D767879S

(12) **United States Design Patent**  
**McDowell**

(10) **Patent No.:** **US D767,879 S**

(45) **Date of Patent:** **\*\* Oct. 4, 2016**

(54) **ACCESSORY POCKET**

(71) Applicant: **Jim McDowell**, Chalmette, LA (US)

(72) Inventor: **Jim McDowell**, Chalmette, LA (US)

(\*\*) Term: **14 Years**

(21) Appl. No.: **29/520,488**

(22) Filed: **Mar. 15, 2015**

(51) **LOC (10) Cl.** ..... **03-01**

(52) **U.S. Cl.**  
USPC ..... **D3/226**

(58) **Field of Classification Search**  
USPC ..... D3/226, 215, 224; 224/240, 587, 674;  
2/247  
CPC ..... A41D 27/20  
See application file for complete search history.

(56) **References Cited**

**U.S. PATENT DOCUMENTS**

4,139,914 A \* 2/1979 Tarr ..... A41D 27/20  
2/247  
D423,211 S \* 4/2000 Giliberti ..... D3/226

D485,982 S \* 2/2004 Merkel ..... D3/226  
D504,225 S \* 4/2005 Giaquinto ..... D3/226  
D509,057 S \* 9/2005 Bollig ..... D3/226  
D537,625 S \* 3/2007 Michelin ..... D3/226

\* cited by examiner

*Primary Examiner* — Catheri Oliver-Garcia

(74) *Attorney, Agent, or Firm* — Gulf Coast Intellectual Property Group

(57) **CLAIM**

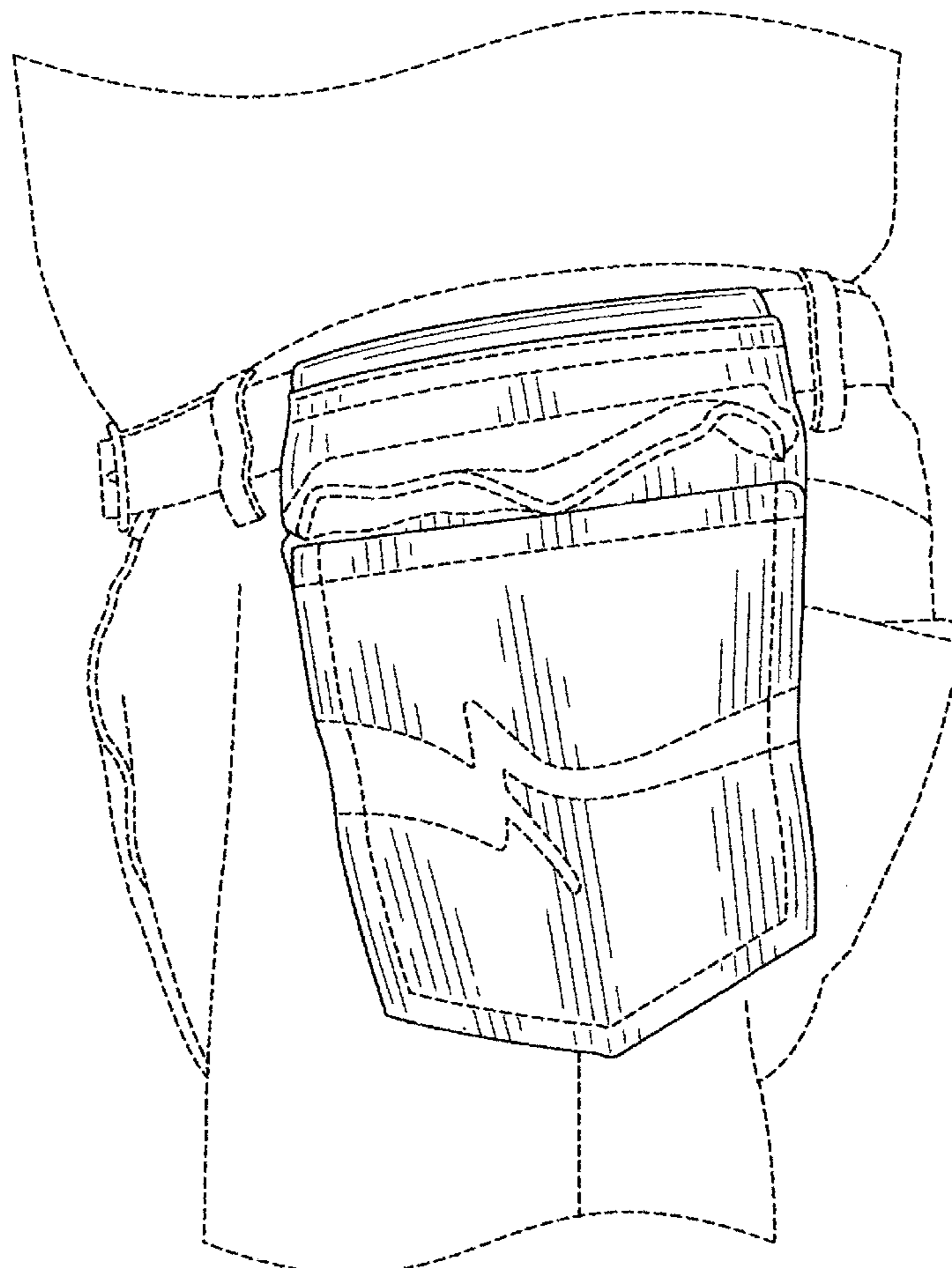
The ornamental design for the accessory pocket, as shown and described.

**DESCRIPTION**

FIG. 1 is a front perspective view of the present invention with the accessory pocket secured to the belt of a user; and FIG. 2 is a left side view of the present invention; and FIG. 3 is a right side view of the present invention; and FIG. 4 is a front view of the present invention; and, FIG. 5 is a rear view of the present invention.

The broken lines depict environmental structure and are for illustrative purposes only and form no part of the claimed design.

**1 Claim, 3 Drawing Sheets**



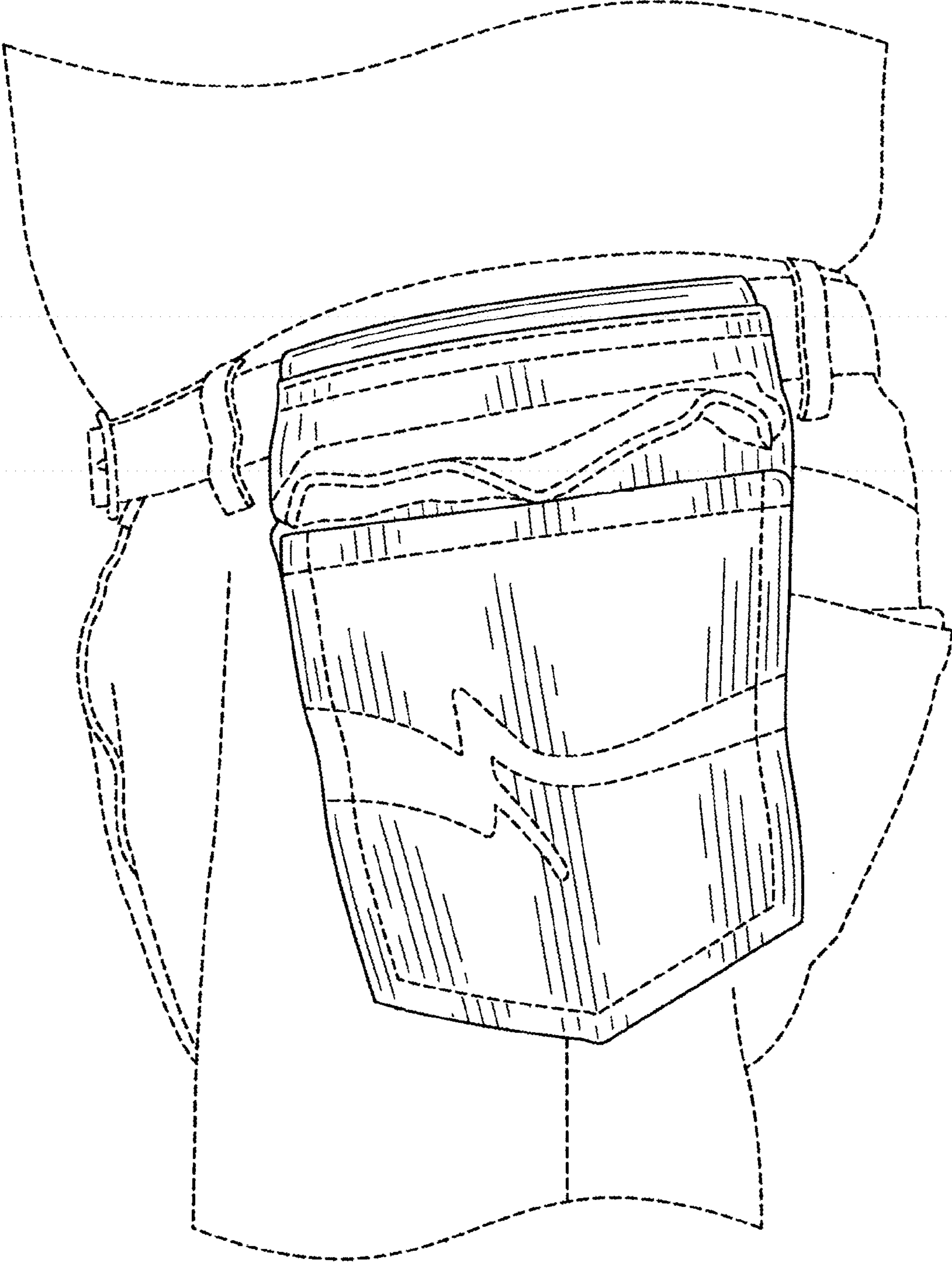


FIG. 1



**FIG. 2**



**FIG. 3**

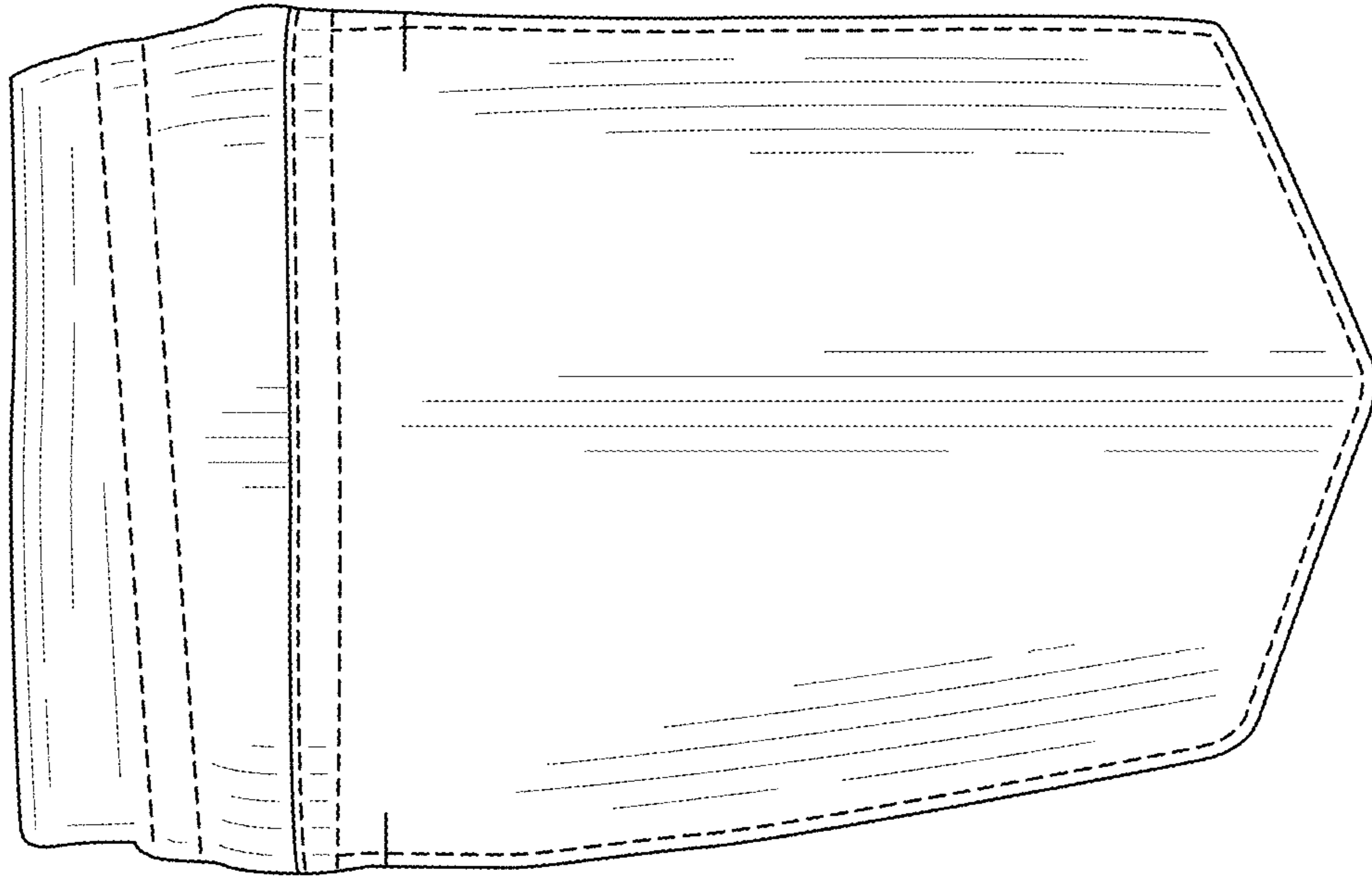


FIG. 5

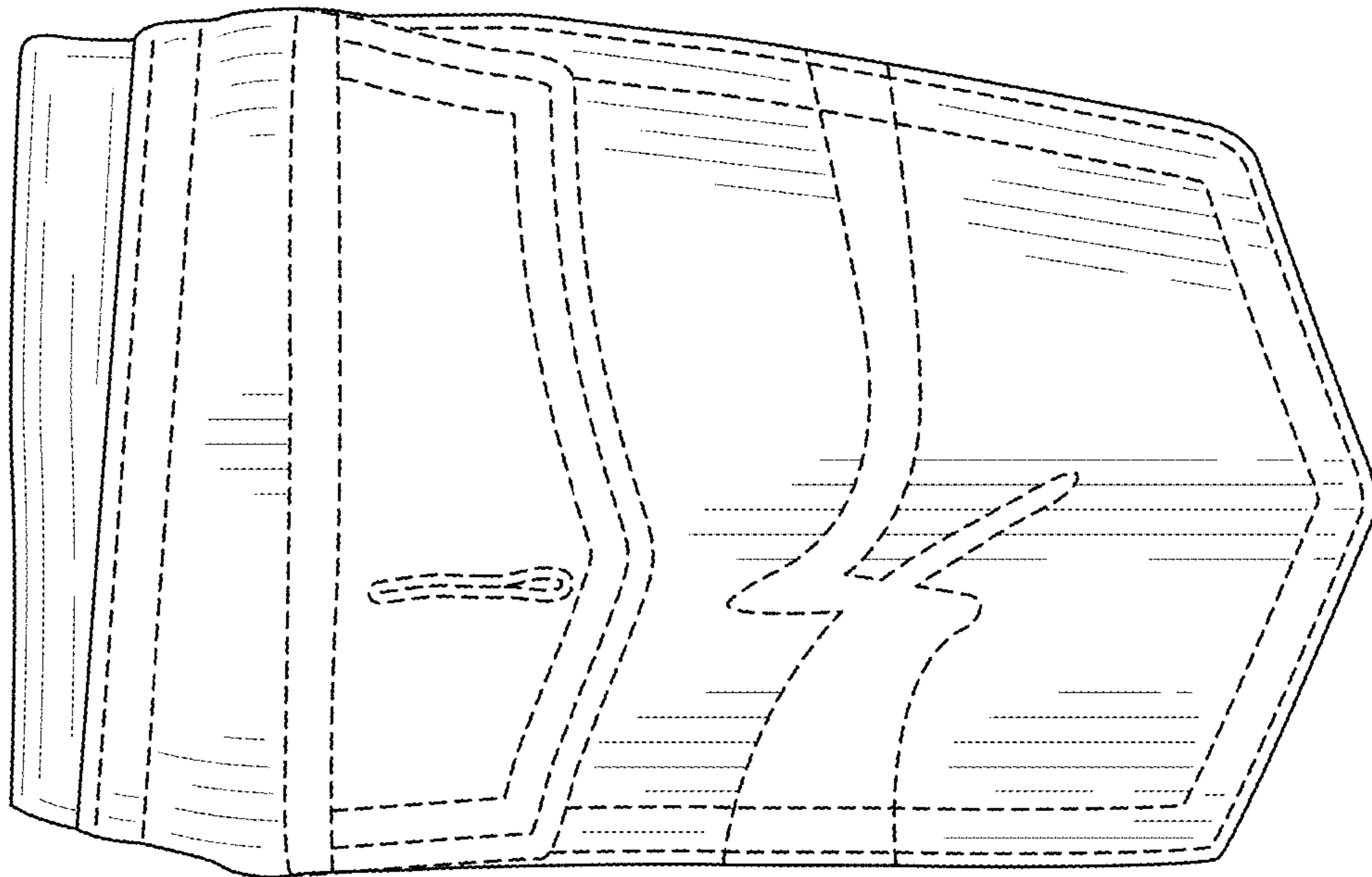


FIG. 4