

US00D767868S

(12) **United States Design Patent**
Johnsongriffin

(10) **Patent No.:** **US D767,868 S**

(45) **Date of Patent:** **** Oct. 4, 2016**

(54) **SHOE UPPER**

(71) Applicant: **NIKE, Inc.**, Beaverton, OR (US)

(72) Inventor: **Jonathan Johnsongriffin**, Beaverton, OR (US)

(73) Assignee: **NIKE, Inc.**, Beaverton, OR (US)

(**) Term: **15 Years**

(21) Appl. No.: **29/527,185**

(22) Filed: **May 15, 2015**

(51) **LOC (10) Cl.** **02-99**

(52) **U.S. Cl.**
USPC **D2/972**

(58) **Field of Classification Search**
USPC D2/902, 906-908, 944, 969, 972-974
CPC A43B 13/181; A43B 13/141; A43B 13/186;
A43B 13/188; A43B 23/00; A43B 23/02;
A43B 5/00; A43B 23/26; A43B 1/04; A43B
11/14; A43B 7/00; A43C 1/00; A43C 11/00
See application file for complete search history.

(56) **References Cited**

U.S. PATENT DOCUMENTS

D170,783 S *	11/1953	Wegner	D2/906
D385,996 S	11/1997	Tresser		
D391,049 S	2/1998	Stauffer		
D431,351 S *	10/2000	Prats	D2/972
D457,717 S *	5/2002	Chen	D2/902
D487,336 S *	3/2004	Matis	D2/969
D490,231 S	5/2004	Estey		
D495,862 S *	9/2004	Riosa	D2/969
D496,974 S	10/2004	Howard		
D522,722 S *	6/2006	Wilkenfeld	D2/902
D541,026 S *	4/2007	James	D2/969
D550,946 S	9/2007	Lotti		
D567,484 S	4/2008	James		
D567,485 S	4/2008	James		
D571,549 S	6/2008	Dojan et al.		

D576,380 S	9/2008	Morris		
D616,183 S	5/2010	Skaja		
D643,615 S *	8/2011	Avar	D2/972
D645,654 S	9/2011	MacIntyre		
D649,767 S	12/2011	Petrie		
D654,255 S	2/2012	Amzallag		
D668,441 S *	10/2012	Shaffer	D2/972
D668,858 S *	10/2012	Shaffer	D2/972
D688,860 S *	9/2013	Hrsak	D2/972
D688,861 S *	9/2013	Hrsak	D2/972
D689,681 S	9/2013	Dekovic		
D694,509 S	12/2013	Miner		
D700,423 S	3/2014	Martin		
D701,036 S *	3/2014	Martin	D2/972
D701,037 S *	3/2014	Ho	D2/972
D707,027 S *	6/2014	Shaffer	D2/972
D707,028 S *	6/2014	Parker	D2/972
D707,032 S *	6/2014	Martin	D2/973
D709,280 S	7/2014	Shaffer		
D716,039 S	10/2014	Mueller		

(Continued)

Primary Examiner — Dominic Simone

(74) Attorney, Agent, or Firm — Banner & Witcoff, Ltd.

(57) **CLAIM**

The ornamental design for a shoe upper, as shown and described.

DESCRIPTION

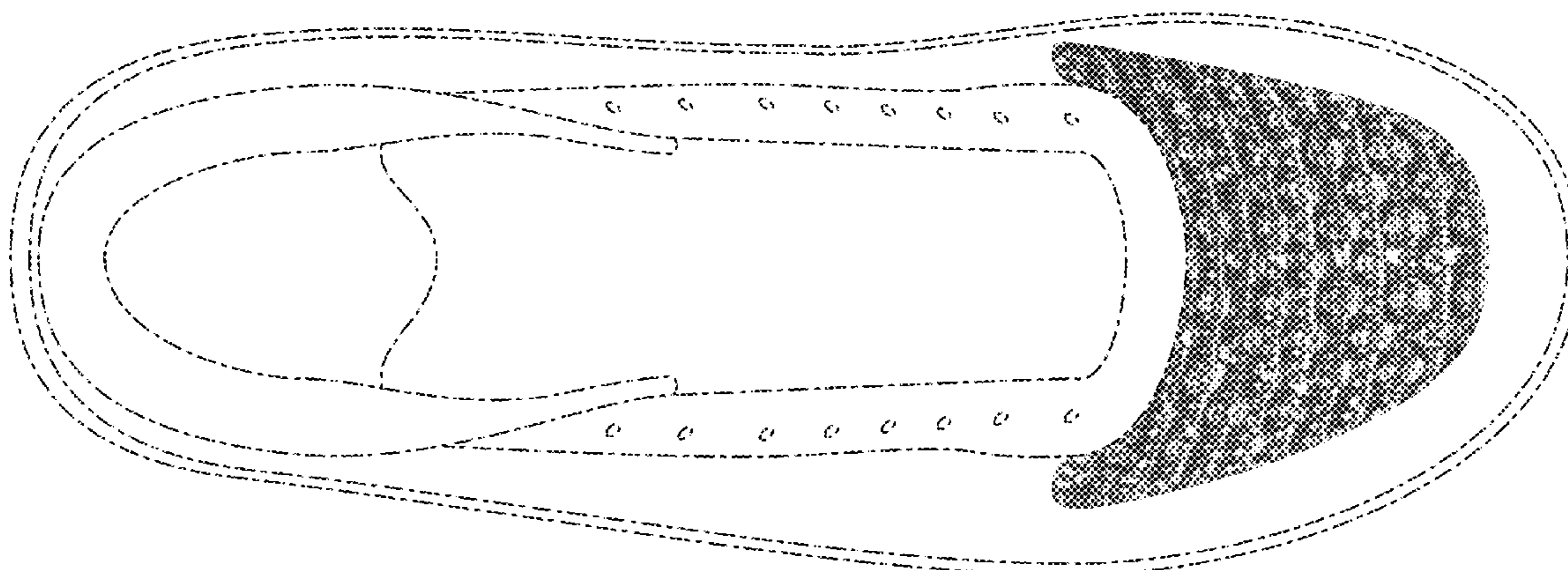
FIG. 1 is a front perspective view of a shoe upper showing my new design;

FIG. 2 is a top view thereof; and,

FIG. 3 is a second front perspective view thereof.

The photographic area is claimed. The broken lines immediately adjacent to the edges of the photographic area represent unclaimed boundaries of the design. The remaining edges of the photographic area correspond to claimed boundaries of the design. The broken lines showing the remainder of the shoe are for environmental purposes only and form no part of the claimed design.

1 Claim, 3 Drawing Sheets



US D767,868 S

Page 2

(56)

References Cited

U.S. PATENT DOCUMENTS

D716,540 S 11/2014 Anceresi et al.
D722,224 S 2/2015 Williams, Jr.

D722,225 S 2/2015 Williams, Jr.
D725,895 S 4/2015 Cin
D731,164 S 6/2015 Williams, Jr.

* cited by examiner

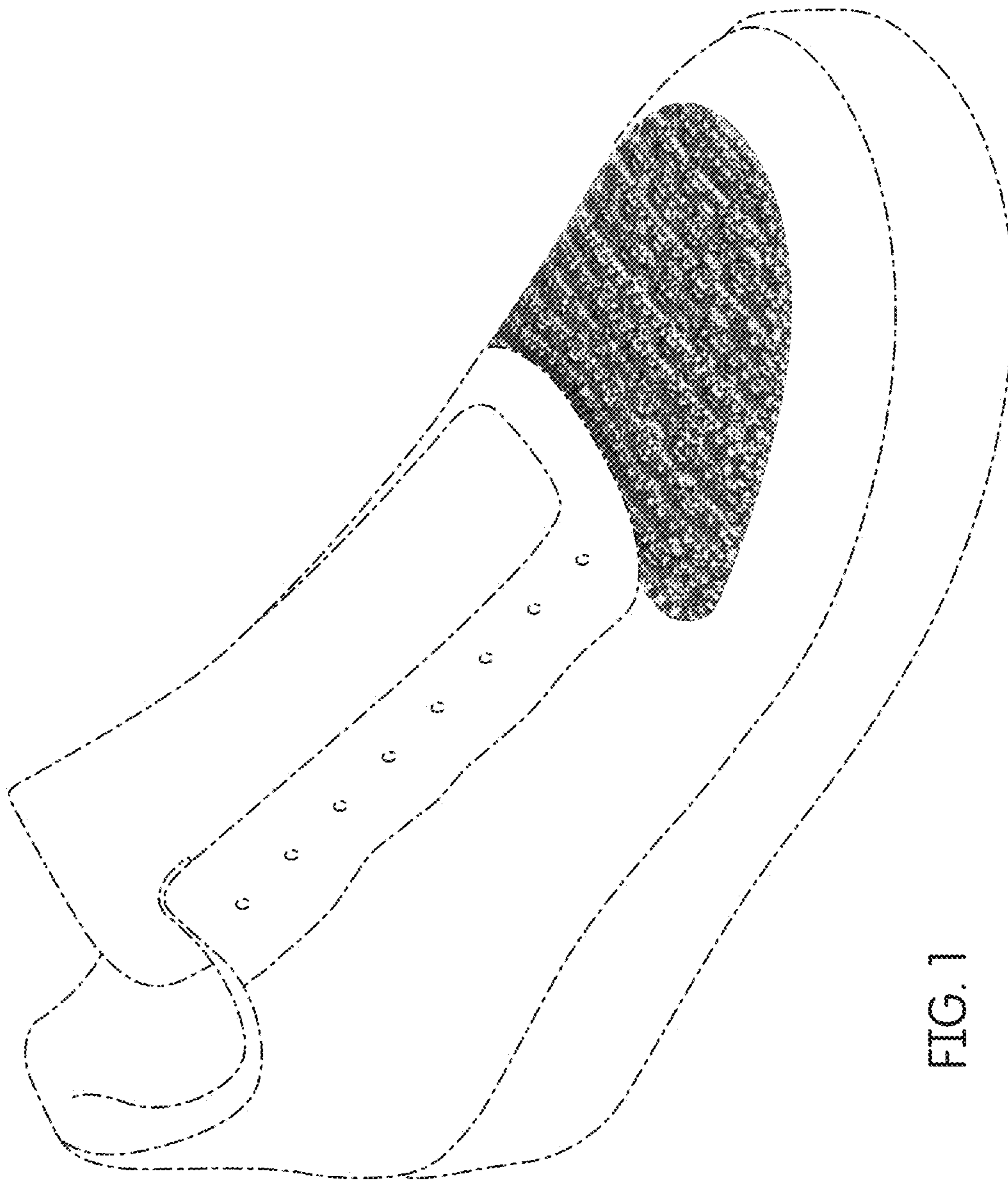


FIG. 1

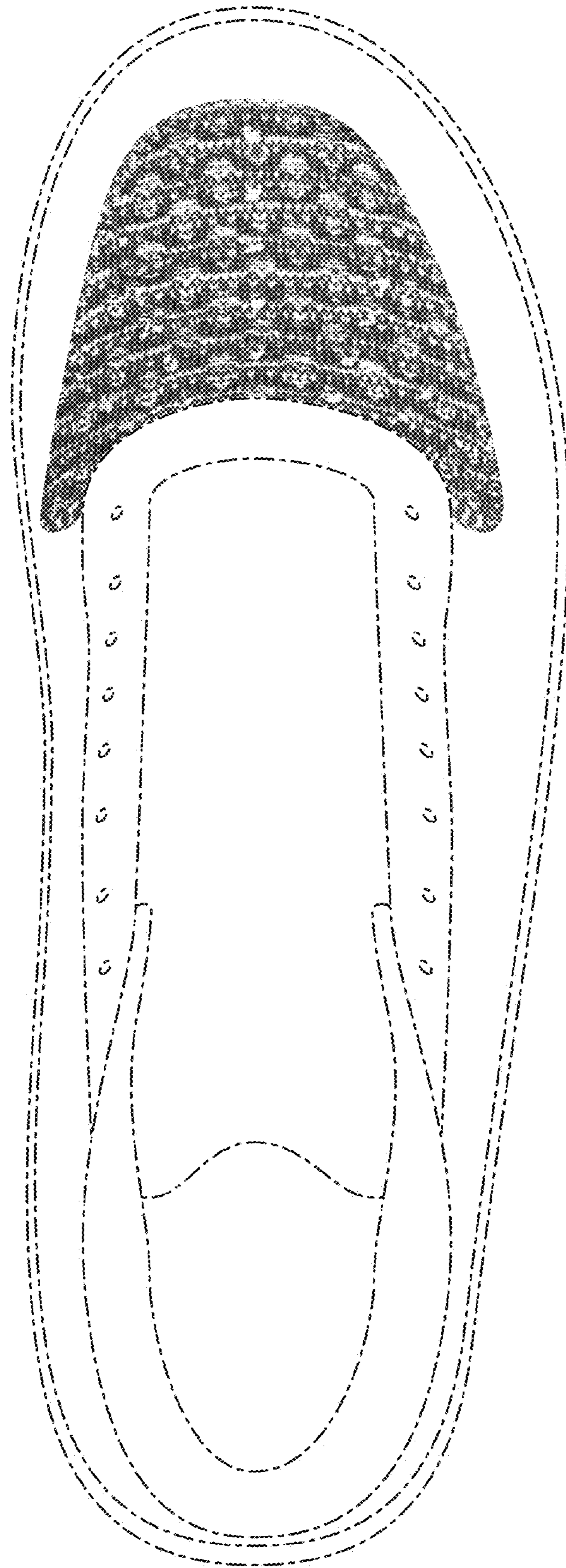


FIG. 2

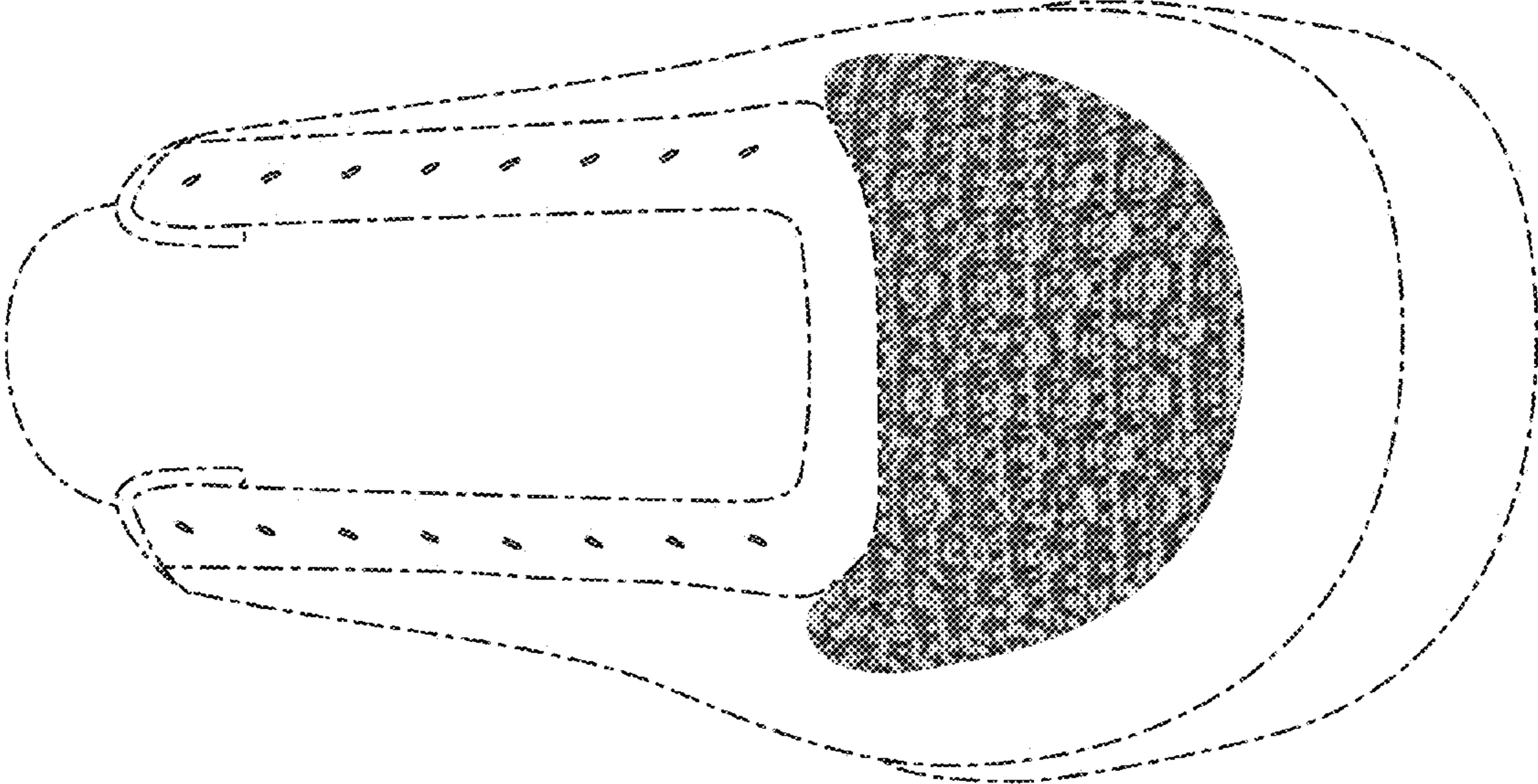


FIG. 3