

US00D767866S

(12) **United States Design Patent** (10) **Patent No.:** **US D767,866 S**
Johnsongriffin (45) **Date of Patent:** **** Oct. 4, 2016**

(54) **SHOE UPPER**
(71) Applicant: **NIKE, Inc.**, Beaverton, OR (US)
(72) Inventor: **Jonathan Johnsongriffin**, Beaverton, OR (US)
(73) Assignee: **NIKE, Inc.**, Beaverton, OR (US)
(**) Term: **15 Years**
(21) Appl. No.: **29/527,178**
(22) Filed: **May 15, 2015**
(51) **LOC (10) Cl.** **02-99**
(52) **U.S. Cl.**
USPC **D2/972**
(58) **Field of Classification Search**
USPC D2/902, 906-908, 944, 969, 972-974
CPC A43B 13/181; A43B 13/141; A43B 13/186;
A43B 13/188; A43B 23/00; A43B 23/02;
A43B 5/00; A43B 23/26; A43B 1/04; A43B
11/14; A43B 7/00; A43C 1/00; A43C 11/00
See application file for complete search history.

D629,596 S 12/2010 Ng
D630,424 S 1/2011 Larson
D630,832 S 1/2011 Ng
D630,833 S 1/2011 Ng
D645,654 S 9/2011 MacIntyre
D646,471 S * 10/2011 Mahoney D2/907
D649,767 S 12/2011 Petrie
D654,255 S 2/2012 Amzallag
D659,976 S * 5/2012 Mahoney D2/972
D668,858 S 10/2012 Shaffer
D688,860 S 9/2013 Hrsak
D688,861 S 9/2013 Hrsak
D689,681 S 9/2013 Dekovic
D694,509 S 12/2013 Miner
D700,423 S 3/2014 Martin
D701,036 S 3/2014 Martin
D701,037 S 3/2014 Ho et al.
D707,027 S 6/2014 Shaffer
D707,028 S 6/2014 Parker et al.
D709,280 S 7/2014 Shaffer
D716,539 S 11/2014 Dombrow
D716,540 S 11/2014 Anceresi et al.

(Continued)

Primary Examiner — Dominic Simone
(74) *Attorney, Agent, or Firm* — Banner & Witcoff, Ltd.

(56) **References Cited**

U.S. PATENT DOCUMENTS


D385,996 S 11/1997 Tresser
D490,231 S 5/2004 Estey
D496,974 S 10/2004 Howard
D546,050 S * 7/2007 Edwards D2/972
D546,051 S * 7/2007 Lupo D2/972
D546,536 S * 7/2007 Roulo D2/969
D550,946 S 9/2007 Lotti
D567,484 S 4/2008 James
D567,485 S 4/2008 James
D576,380 S 9/2008 Morris
D582,650 S 12/2008 Uratsu
D586,110 S * 2/2009 Lotti D2/972
D595,044 S * 6/2009 Chang D2/972
D610,337 S * 2/2010 Holmes D2/972
D616,183 S 5/2010 Skaja

(57) **CLAIM**
The ornamental design for a shoe upper, as shown and described.

DESCRIPTION

FIG. 1 is a front perspective view of a shoe upper showing my new design;
FIG. 2 is a side view thereof; and,
FIG. 3 is a rear perspective view thereof.
The photographic area is claimed. The broken lines immediately adjacent to the photographic area represent unclaimed boundaries of the design. The broken lines showing the remainder of the shoe are for environmental purposes only and form no part of the claimed design.

1 Claim, 3 Drawing Sheets



US D767,866 S

Page 2

(56)

References Cited

U.S. PATENT DOCUMENTS

D722,224 S 2/2015 Williams, Jr.

D722,225 S 2/2015 Williams, Jr.
D725,895 S 4/2015 Cin
D731,164 S 6/2015 Williams, Jr.

* cited by examiner

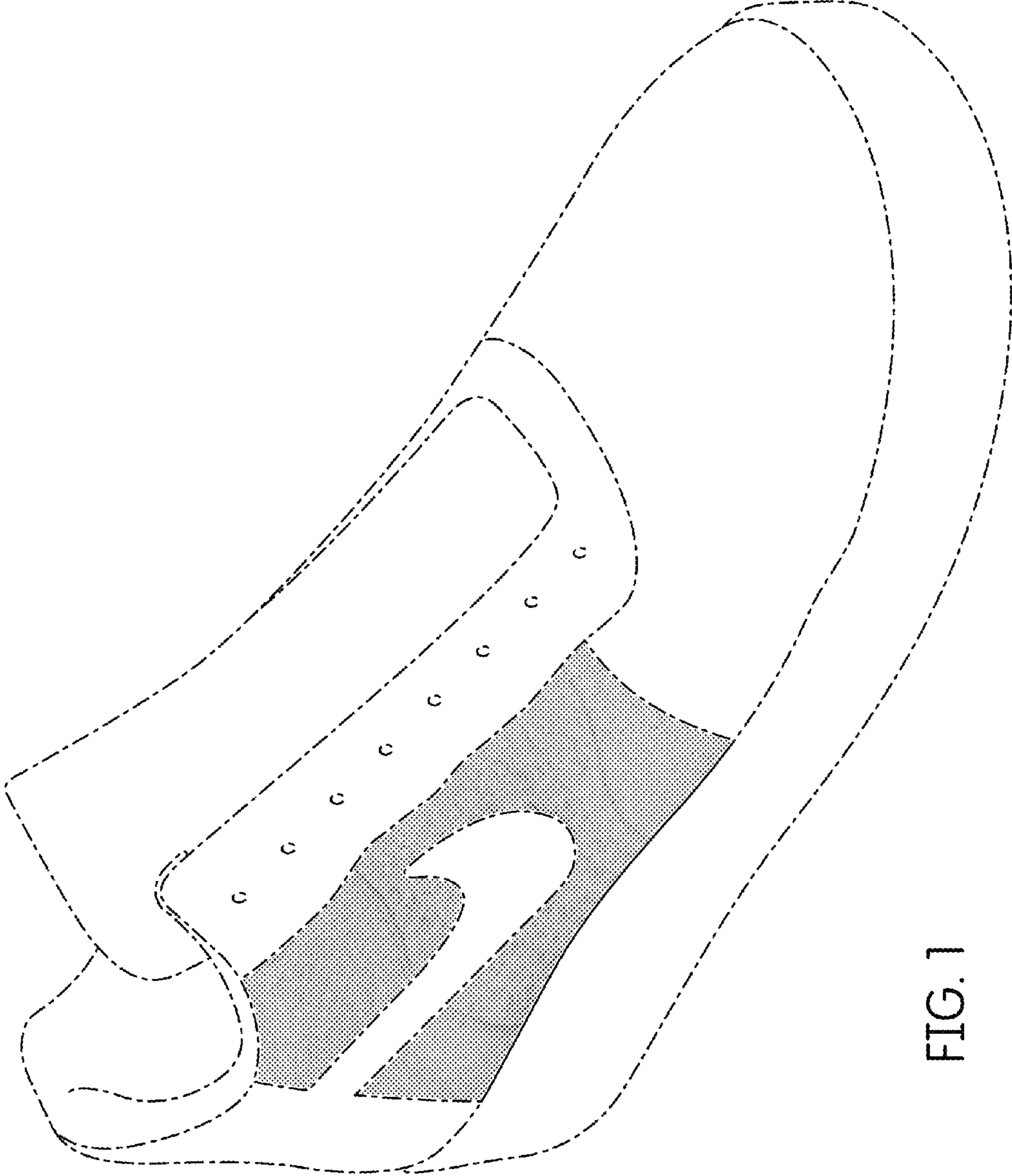


FIG. 1

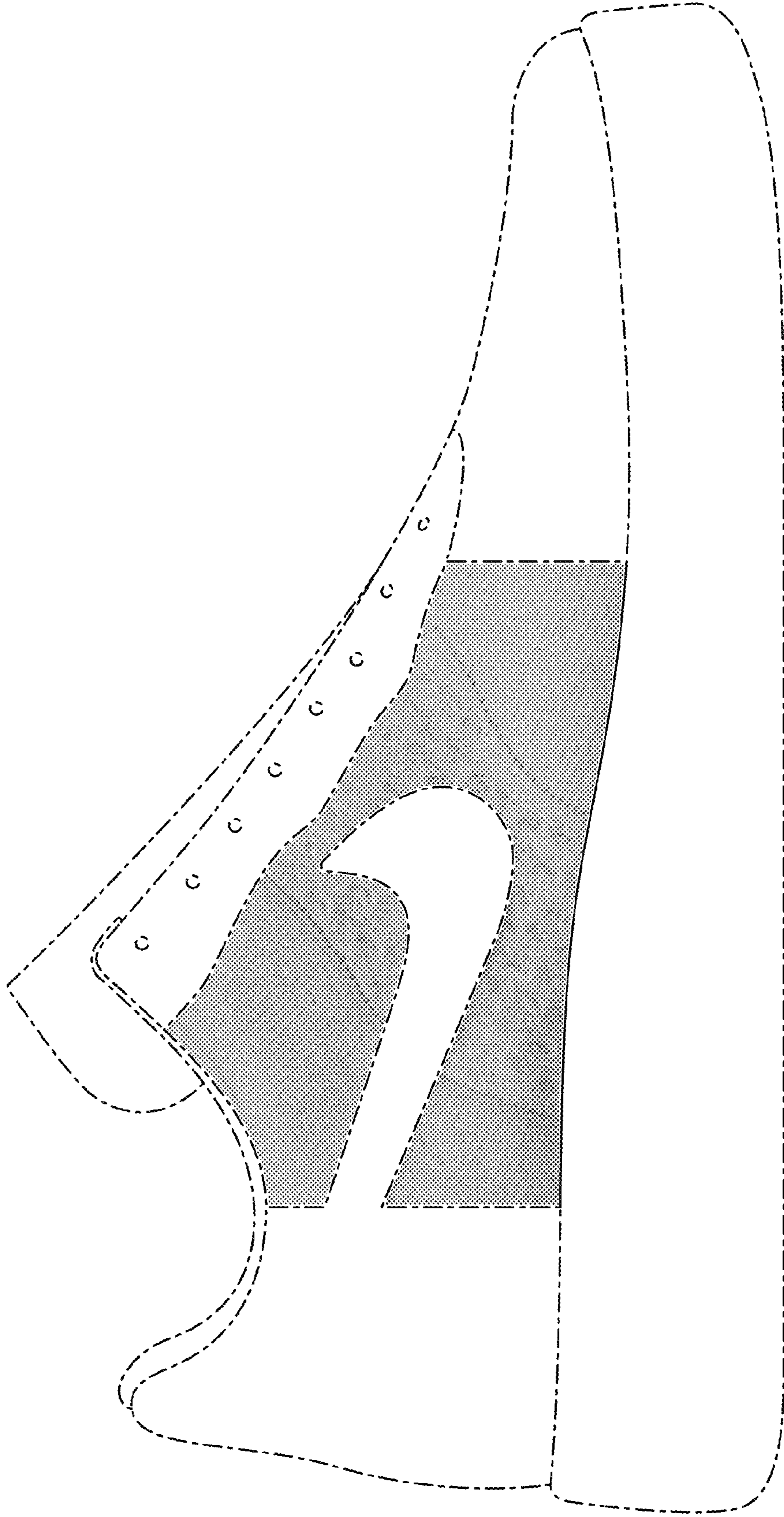


FIG. 2

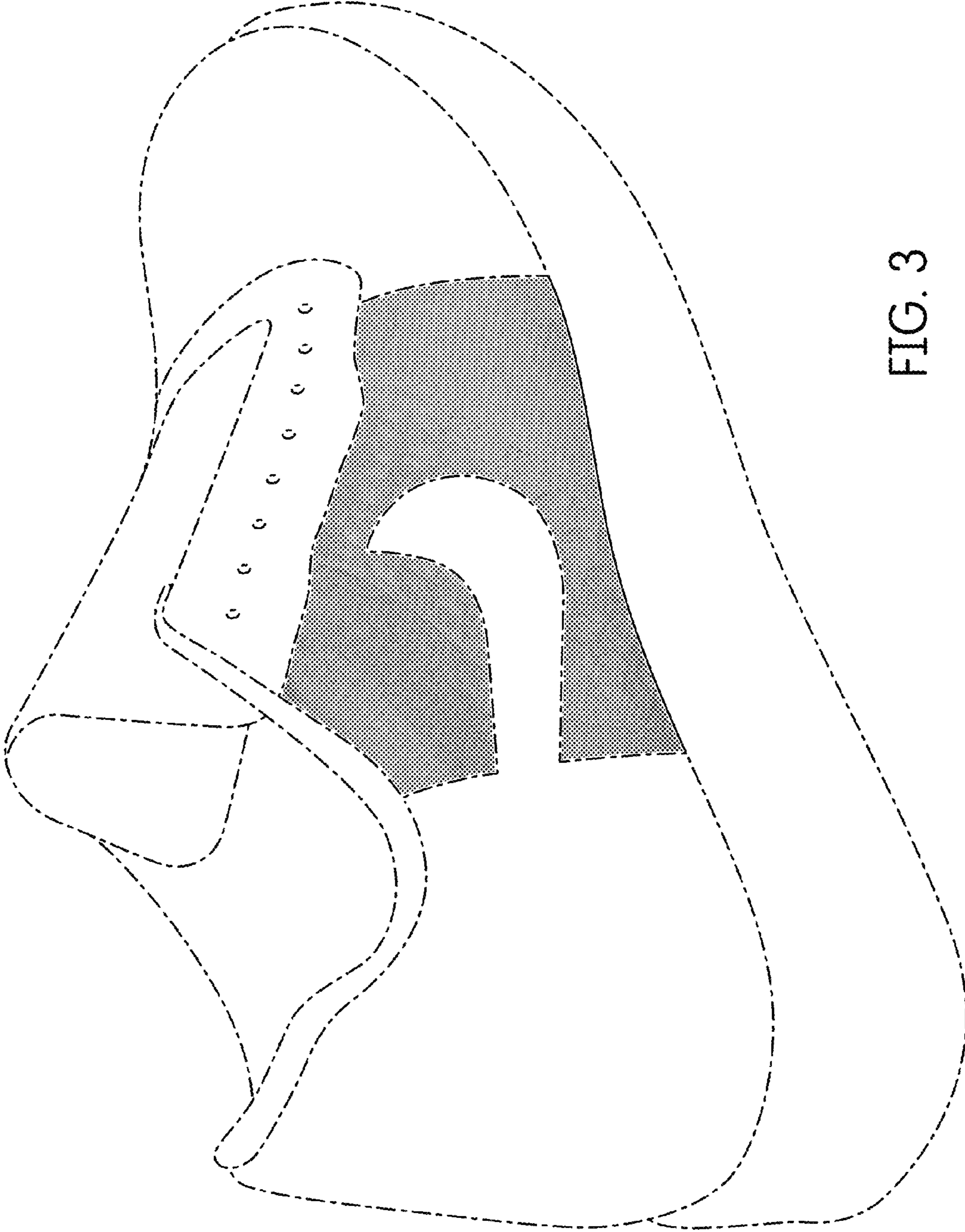


FIG. 3