



US00D767861S

(12) **United States Design Patent** (10) **Patent No.:** **US D767,861 S**
Wattimena (45) **Date of Patent:** **** Oct. 4, 2016**

(54) **SHOE SOLE**
(71) Applicant: **Danny Wattimena**, Amsterdam (NL)
(72) Inventor: **Danny Wattimena**, Amsterdam (NL)
(**) Term: **14 Years**
(21) Appl. No.: **29/520,059**
(22) Filed: **Mar. 10, 2015**
(51) **LOC (10) Cl.** **02-04**
(52) **U.S. Cl.**
USPC **D2/947; D2/957**
(58) **Field of Classification Search**
USPC D2/902, 906, 908, 916, 918, 925,
D2/946-962, 977; 36/3 B, 22 R, 24.5, 25 R,
36/28, 32 R, 34 R, 59 C, 67 A, 103
CPC A43B 13/00; A43B 13/02; A43B 13/023;
A43B 13/026; A43B 13/04; A43B 13/08;
A43B 13/10; A43B 13/12; A43B 13/14;
A43B 13/141; A43B 13/143; A43B 13/16;
A43B 13/18; A43B 13/181; A43B 13/187;
A43B 13/189; A43B 13/20; A43B 13/22;
A43B 13/223; A43B 13/24; A43B 13/28;
A43B 13/30; A43B 13/32; A43B 13/34;
A43B 13/36
See application file for complete search history.

(56) **References Cited**
U.S. PATENT DOCUMENTS
60,987 A * 1/1867 Ayer A43B 7/081
36/3 B
D56,809 S * 12/1920 Green D2/946
D100,140 S * 6/1936 Wenmark D2/977
D254,457 S * 3/1980 Finn D2/927
D284,616 S * 7/1986 Gamm D2/954
D368,794 S * 4/1996 Fabio D2/951
D370,993 S * 6/1996 Mangee D2/951
D388,241 S * 12/1997 Merceron D2/959
D395,341 S * 6/1998 Greenberg D2/957
D488,916 S * 4/2004 McClaskie D2/957
D529,693 S * 10/2006 Le D2/951

D606,742 S * 12/2009 Gonzalez D3/232
D686,401 S * 7/2013 Portzline D2/951
D711,654 S * 8/2014 Kuster D3/318
D716,537 S * 11/2014 Silverman D2/950
D727,002 S * 4/2015 Sassi D2/944
D730,032 S * 5/2015 D'Arienzo D2/947
D732,811 S * 6/2015 D'Arienzo D2/947
D737,030 S * 8/2015 Bizzo D2/951
D737,032 S * 8/2015 Bizzo D2/951
2004/0230151 A1 * 11/2004 Chen A43B 13/026
602/61
2006/0117604 A1 * 6/2006 Fusco A43B 3/00
36/25 R
2013/0104423 A1 * 5/2013 Hatfield A43B 5/001
36/103
2015/0173456 A1 * 6/2015 Rushbrook A43B 13/141
36/25 R
2016/0015124 A1 * 1/2016 Grell A43B 1/0054
36/102

* cited by examiner

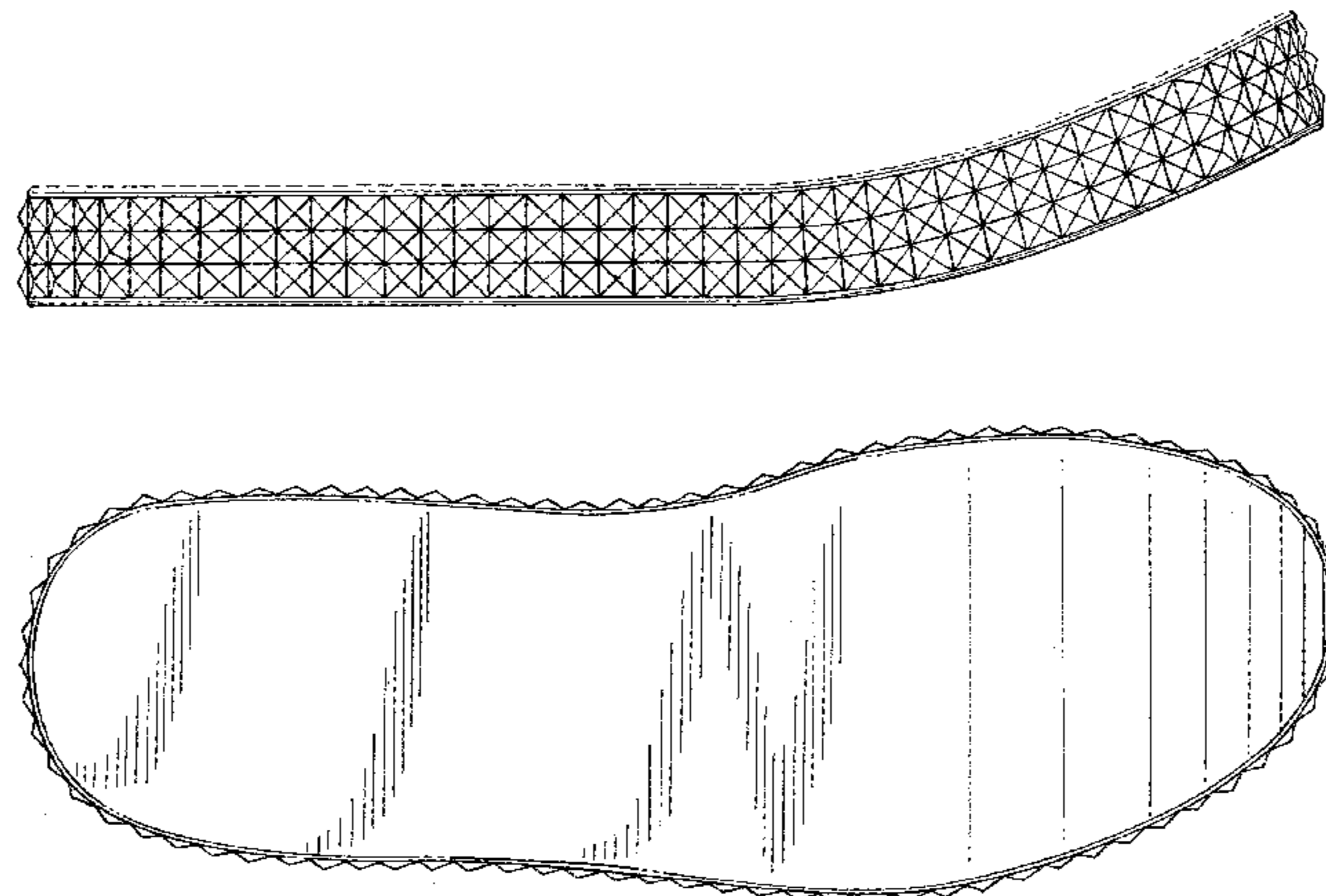
Primary Examiner — T. Chase Nelson
(74) *Attorney, Agent, or Firm* — Abelman, Frayne & Schwab

(57) **CLAIM**
The ornamental design for a shoe sole, as shown and described.

DESCRIPTION

FIG. 1 is a bottom, front, and left side perspective view of the shoe sole of my invention;
FIG. 2 is a top plan view thereof;
FIG. 3 is a side elevation view thereof;
FIG. 4 is a front elevation view thereof;
FIG. 5 is a rear elevation view thereof; and,
FIG. 6 is a bottom plan view thereof.
The broken lines in FIG. 1 depict environmental structure in the form of a shoe upper. In the remaining views, the broken lines define the boundaries of the claimed design. The broken lines and boundaries and structure that they depict form no part of the claimed design.

1 Claim, 3 Drawing Sheets



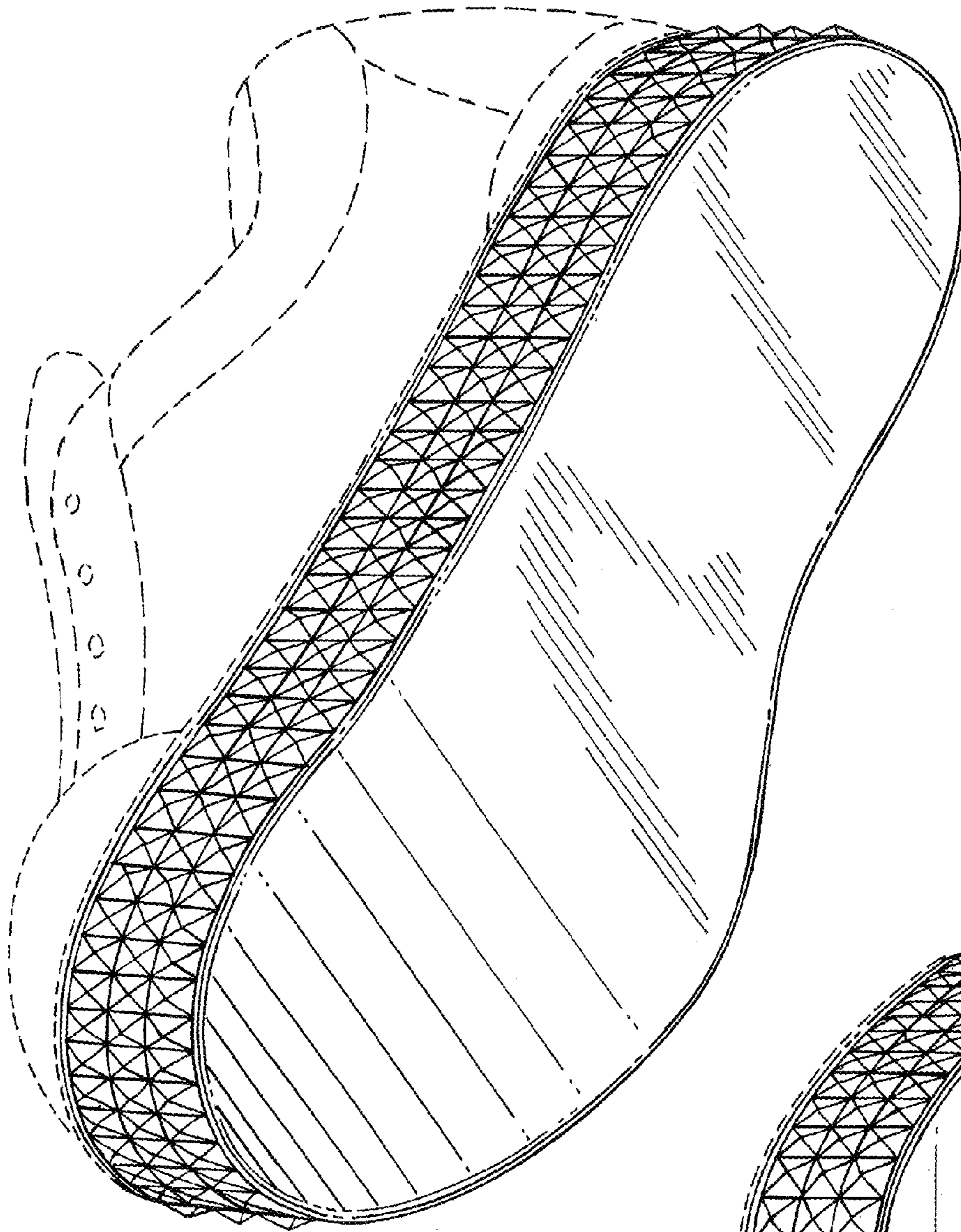


FIG. 1

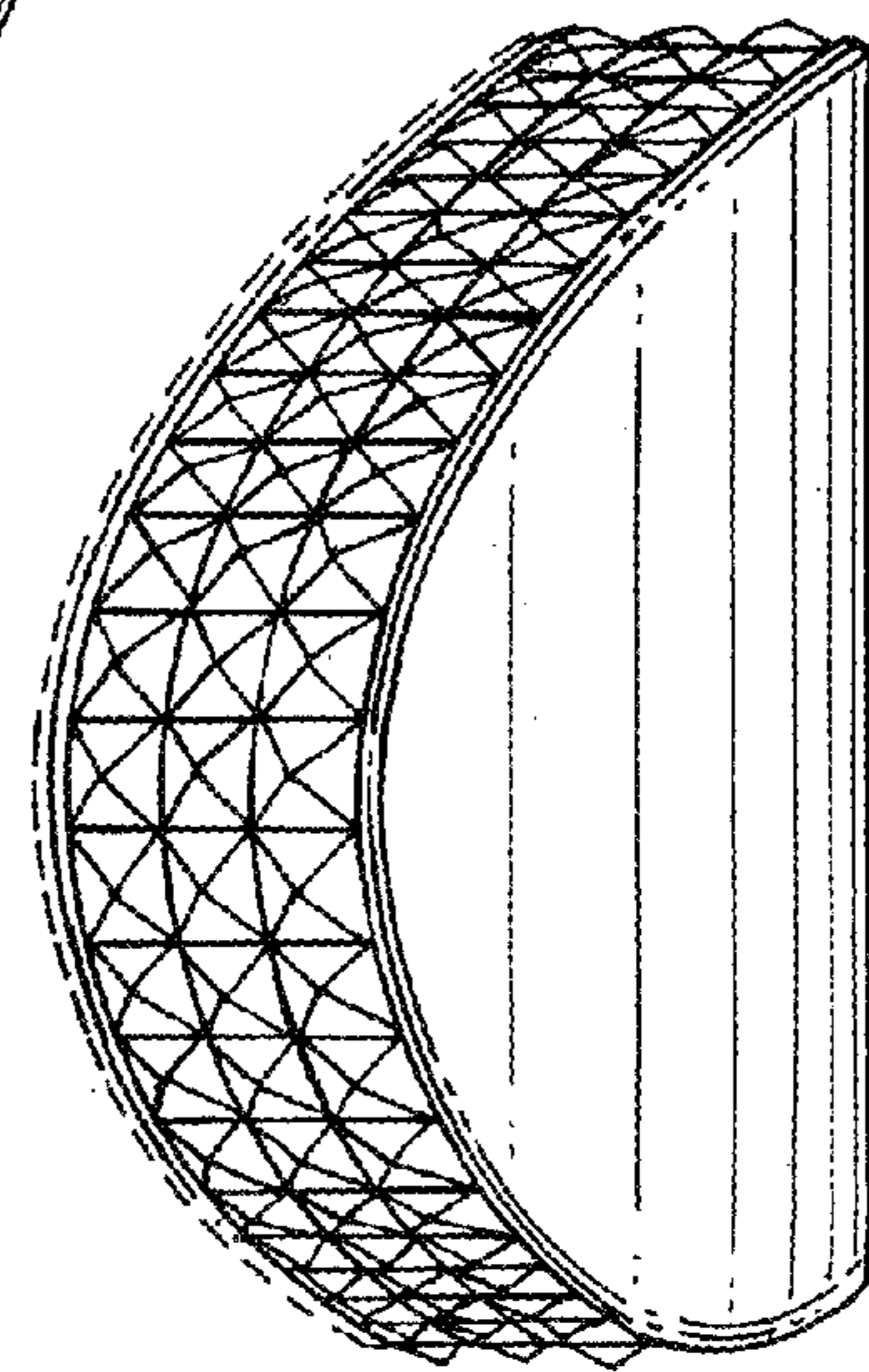


FIG. 4




FIG. 2




FIG. 3

FIG. 5

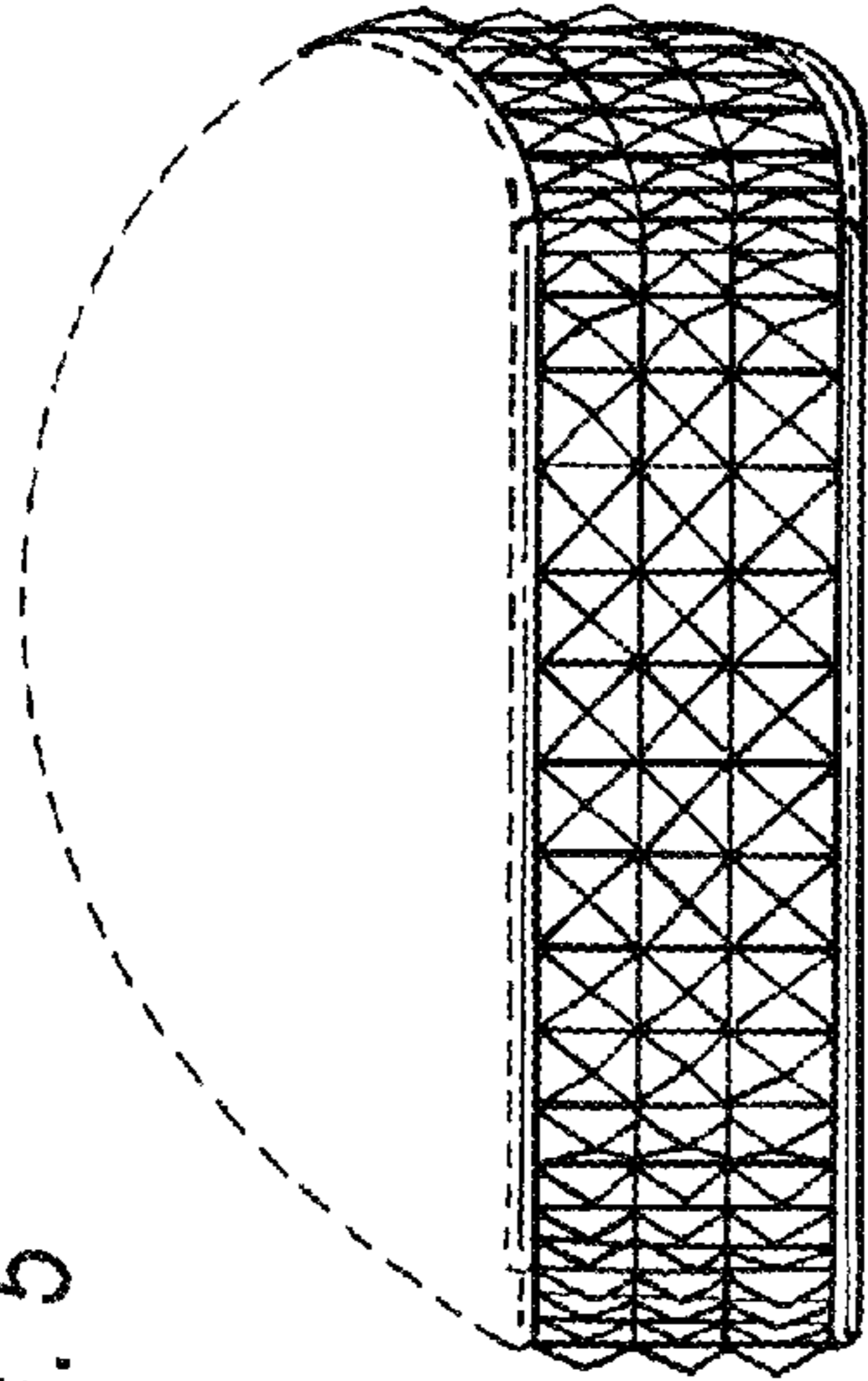


FIG. 6

