

US00D767848S

(12) **United States Design Patent** (10) **Patent No.:** **US D767,848 S**
Wood et al. (45) **Date of Patent:** **** Sep. 27, 2016**

- (54) **JACK COVER**
- (71) Applicant: **A Wood Products LLC**, Angelus Oaks, CA (US)
- (72) Inventors: **Adam Wood**, Angelus Oaks, CA (US); **Jose Luis Sifeuntes**, Angelus Oaks, CA (US)
- (73) Assignee: **A Wood Products LLC**, Angelus Oaks, CA (US)
- (**) Term: **15 Years**
- (21) Appl. No.: **29/534,792**
- (22) Filed: **Jul. 31, 2015**
- (51) **LOC (10) Cl.** **12-05**
- (52) **U.S. Cl.**
 USPC **D34/35**
- (58) **Field of Classification Search**
 USPC D34/31, 35; D13/133, 156; 254/8 R, 8 B, 254/11, 84, 88, 93 H, 420, 134, 2 R
 CPC B66F 3/18; B66F 13/00
 See application file for complete search history.

- 5,894,974 A 4/1999 Jensen
 6,199,693 B1 3/2001 Hung
 6,227,428 B1 5/2001 Lewis et al.
 D470,642 S * 2/2003 Kubota D34/31
 7,648,123 B2 1/2010 Gagnon
 D626,305 S * 10/2010 Harrah D34/31

* cited by examiner

Primary Examiner — Cynthia Ramirez

Assistant Examiner — Gino Colan

(74) *Attorney, Agent, or Firm* — Lewis Kohn & Walker LLP; Kent M. Walker; Kari Moyer-Henry

(57) **CLAIM**

The ornamental design for a jack cover, as shown and described.

DESCRIPTION


FIG. 1 is a top perspective view of the jack cover embodied in the present invention;
 FIG. 2 is a right side view of the jack cover from FIG. 1;
 FIG. 3 is a left side view of the jack cover from FIG. 1;
 FIG. 4 is a front view of the jack cover from FIG. 1;
 FIG. 5 is a back view of the jack cover from FIG. 1;
 FIG. 6 is a top view of the jack cover of FIG. 1; and,
 FIG. 7 is a bottom view of the jack cover of FIG. 1.
 The dash-dash-dash type broken line shown in FIG. 1 through 5 corresponds to stitching on the design.
 The dash-dot-dot-dash type broken line shown in FIG. 1 is included for the purpose of illustrating environmental context and forms no part of the claimed design.

(56) **References Cited**

U.S. PATENT DOCUMENTS

- 4,750,774 A 6/1988 Pickering
 D349,800 S * 8/1994 Chambers D12/106

1 Claim, 6 Drawing Sheets



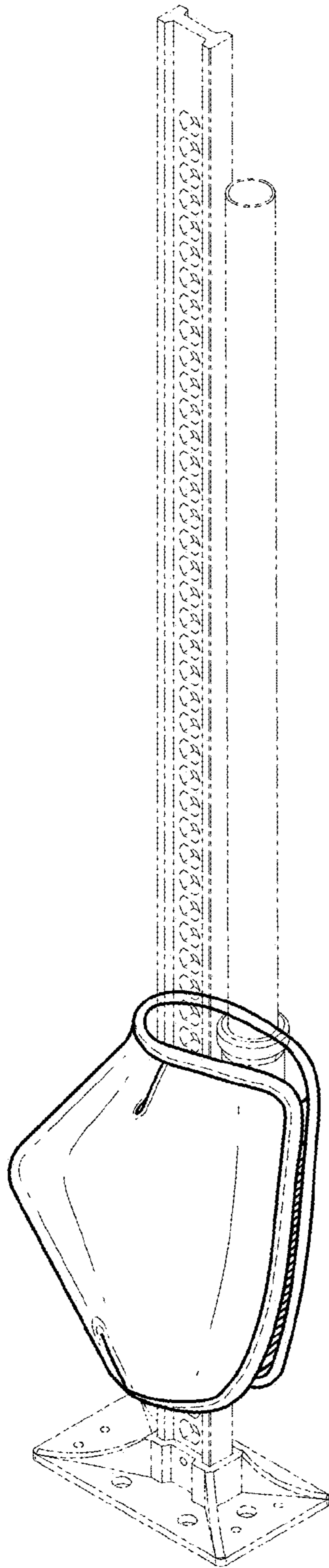


FIG. 1

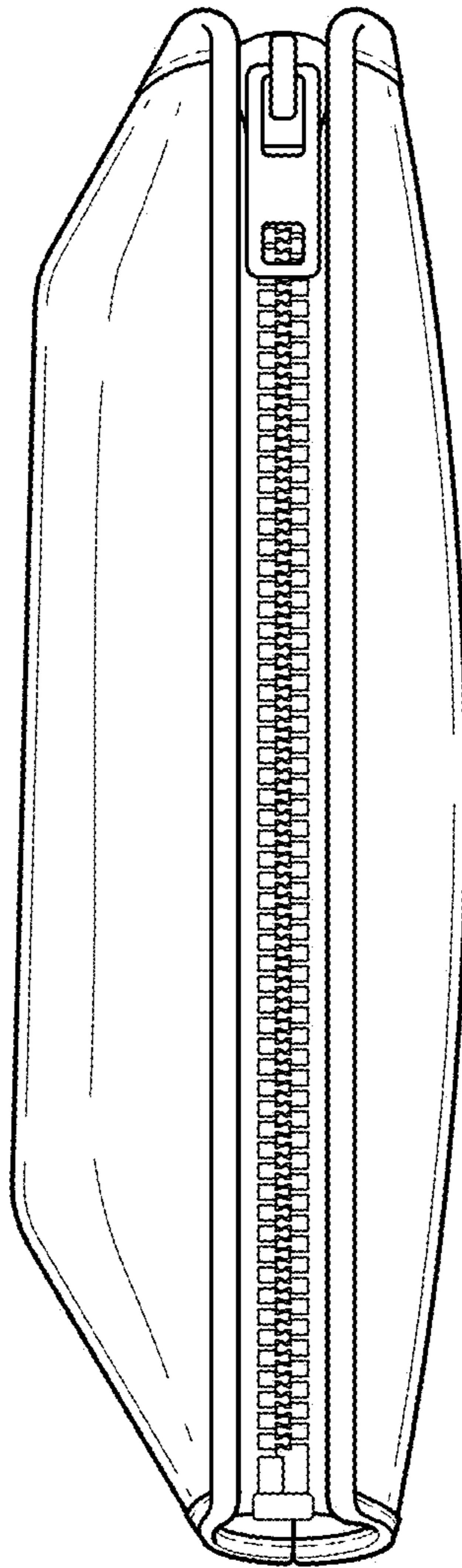


FIG. 2

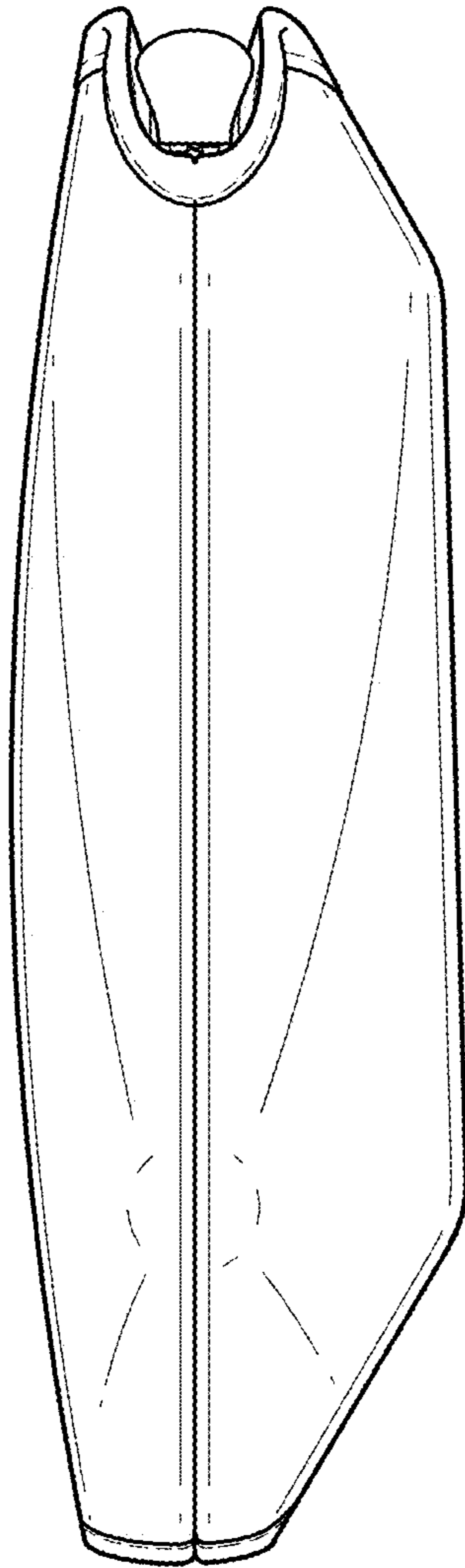


FIG. 3

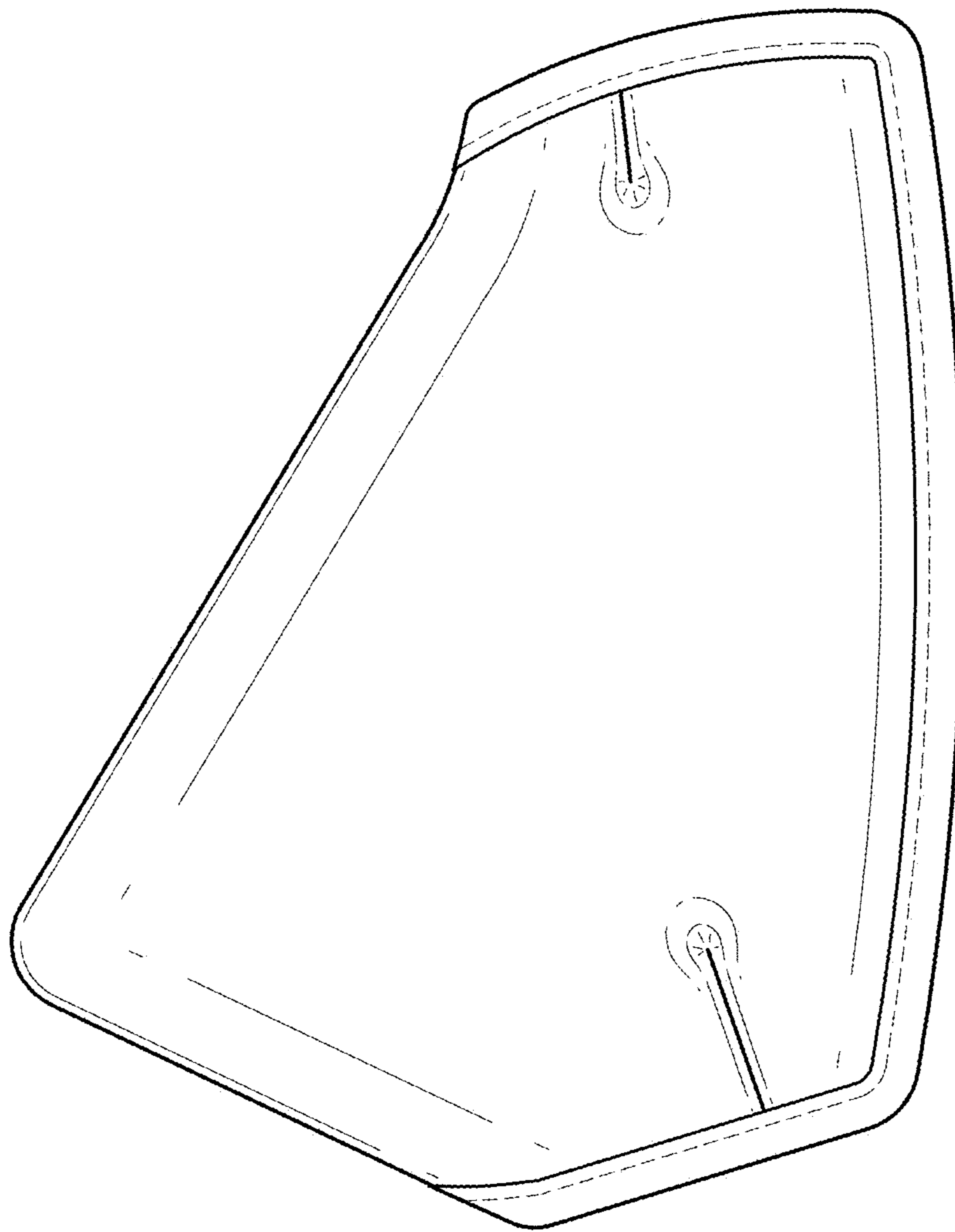


FIG. 4

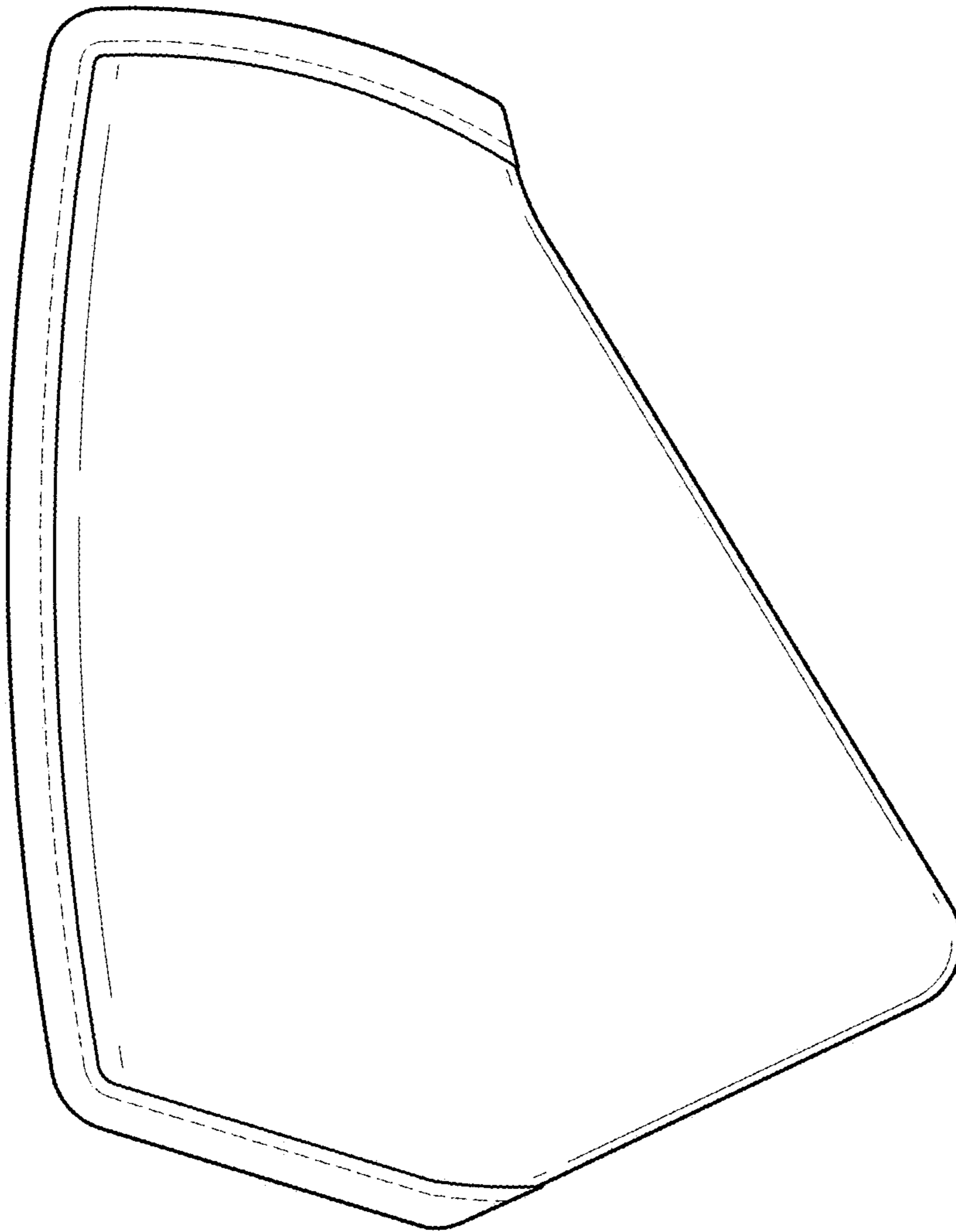


FIG. 5

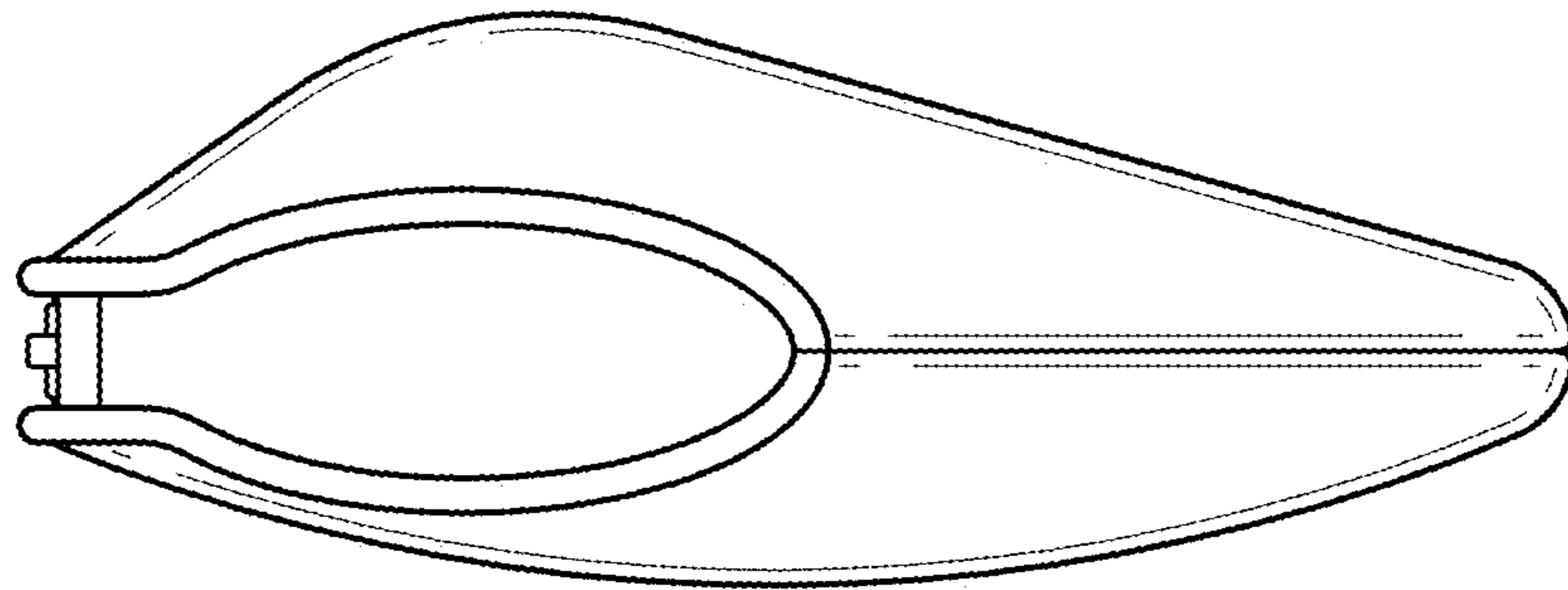


FIG. 6

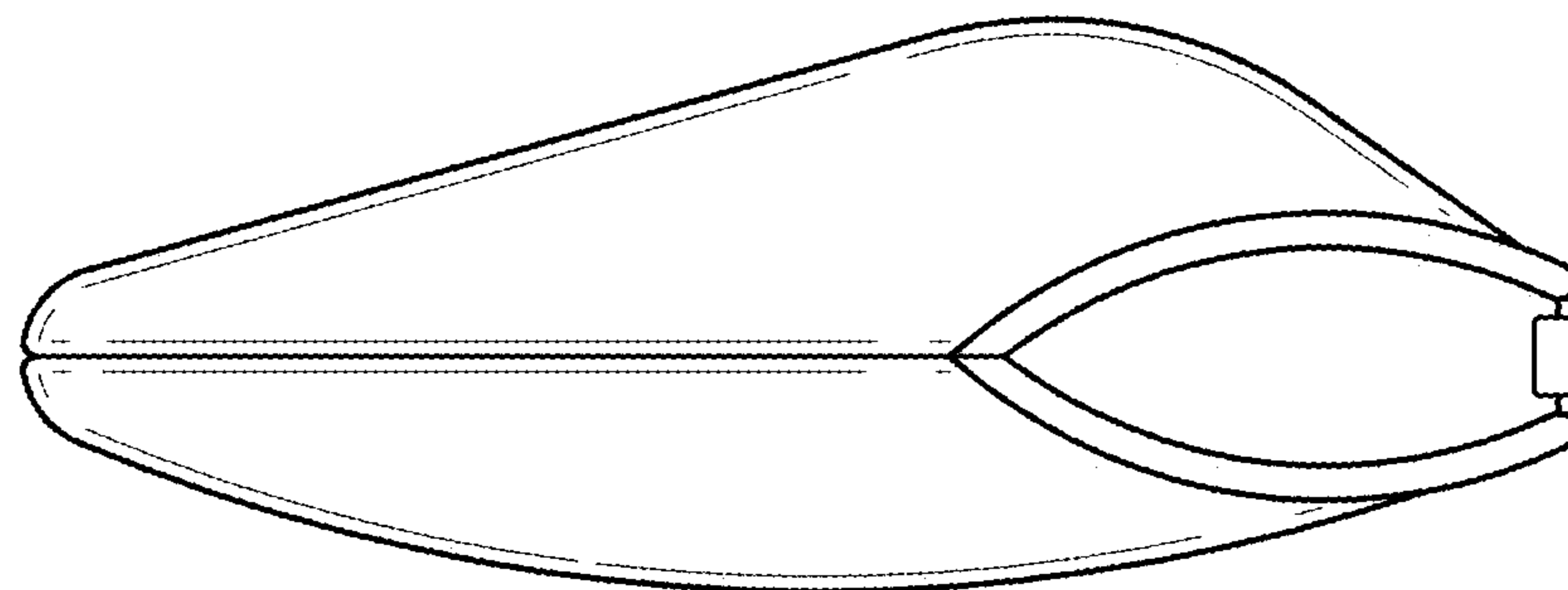


FIG. 7