

US00D767844S

(12) **United States Design Patent** (10) **Patent No.:** **US D767,844 S**
Vanhoof (45) **Date of Patent:** **** Sep. 27, 2016**

(54) **TOUCH BIN**
(71) Applicant: **Brabantia Nederland B.V.**,
Valkenswaard (NL)
(72) Inventor: **Joost Frans Dora Vanhoof**, Mol (BE)
(73) Assignee: **BRABANTIA NEDERLAND B.V.**,
Valkenswaard (NL)
(**) Term: **15 Years**

D567,467 S * 4/2008 Lee D34/7
D588,320 S * 3/2009 Daams D34/7
D588,321 S * 3/2009 Schoofs D34/7
D589,670 S * 3/2009 Smeets D34/7
D608,069 S * 1/2010 Schoofs D34/7
D629,172 S * 12/2010 Liao D34/7
D637,781 S * 5/2011 Vanhoof D34/7
D653,009 S * 1/2012 Larrivee D34/1
D719,313 S * 12/2014 Kao D34/7
D737,013 S * 8/2015 Beumer D34/7
2009/0039081 A1 * 2/2009 Fort B65F 1/06
220/23.87
2009/0194532 A1 * 8/2009 Yang B65F 1/1638
220/211

(21) Appl. No.: **29/527,639**
(22) Filed: **May 20, 2015**
(51) **LOC (10) Cl.** **09-09**
(52) **U.S. Cl.**
USPC **D34/7**
(58) **Field of Classification Search**
USPC D34/1-11; 220/908, 908.1, 911, 909
CPC B65F 1/163; B65F 1/08; B65F 1/1607;
B65F 1/06; B65F 1/1615; B65F 1/062;
B65F 1/068
See application file for complete search history.

* cited by examiner
Primary Examiner — Cynthia Ramirez
(74) *Attorney, Agent, or Firm* — Abelman, Frayne & Schwab

(57) **CLAIM**
The ornamental design for a touch bin, as shown and described.

DESCRIPTION

FIG. 1 is a front elevational view of the touch bin according to my new design,
FIG. 2 is a top plan view thereof;
FIG. 3 is a right side elevational view thereof;
FIG. 4 is a left side elevational view thereof;
FIG. 5 is a rear elevational view thereof; and,
FIG. 6 is a bottom plan view thereof.
The uniform broken lines shown in the drawings illustrate portions of the touch bin that form no part of the claimed design.

(56) **References Cited**
U.S. PATENT DOCUMENTS
D515,264 S * 2/2006 Daams D34/7
D517,761 S * 3/2006 Yang D34/7
D540,501 S * 4/2007 Wang D34/7
D546,523 S * 7/2007 Kao D34/9
D551,821 S * 9/2007 Wang D34/7
D567,466 S * 4/2008 Lee D34/7

1 Claim, 3 Drawing Sheets




FIG. 1

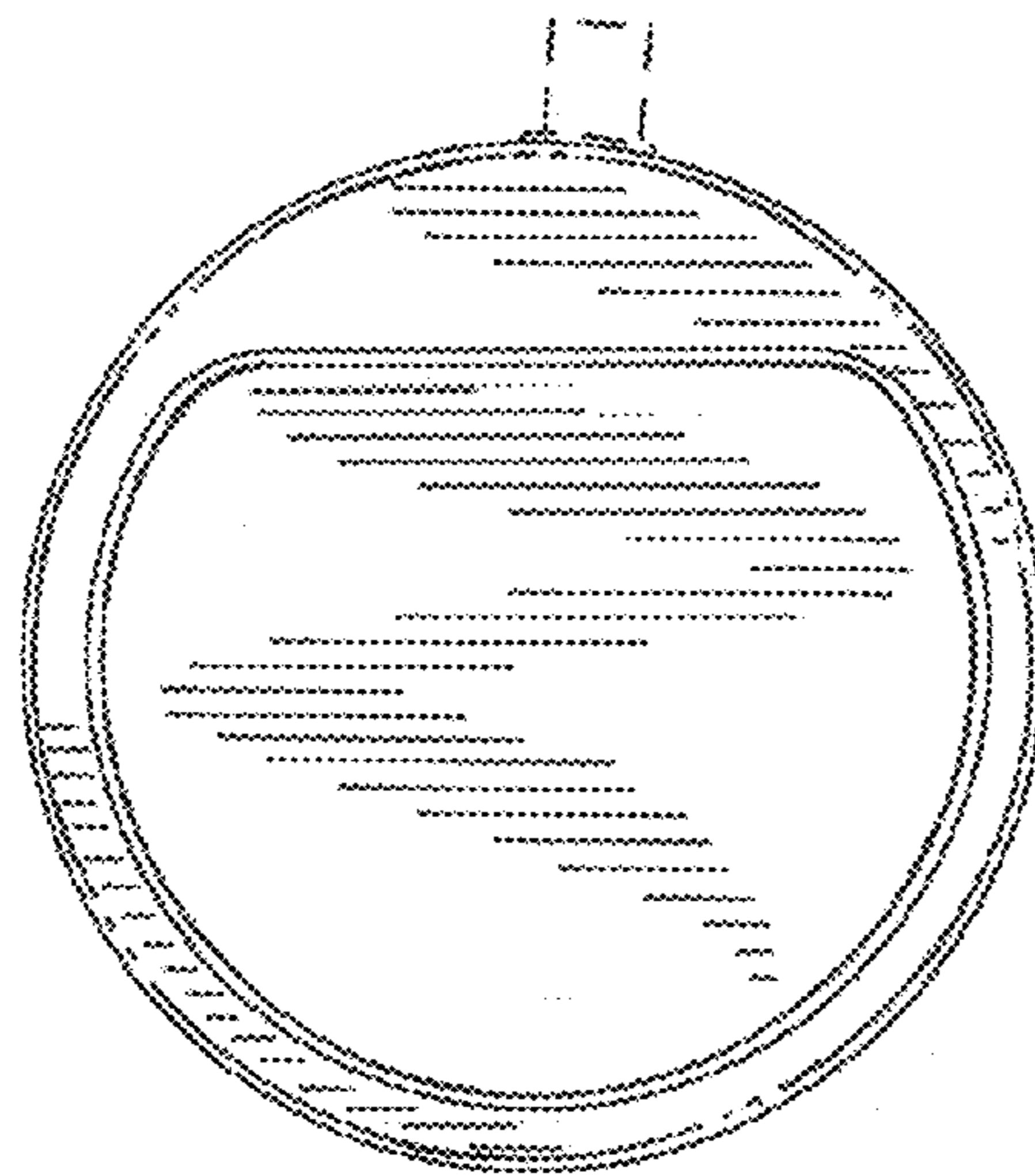



FIG. 2

FIG. 4

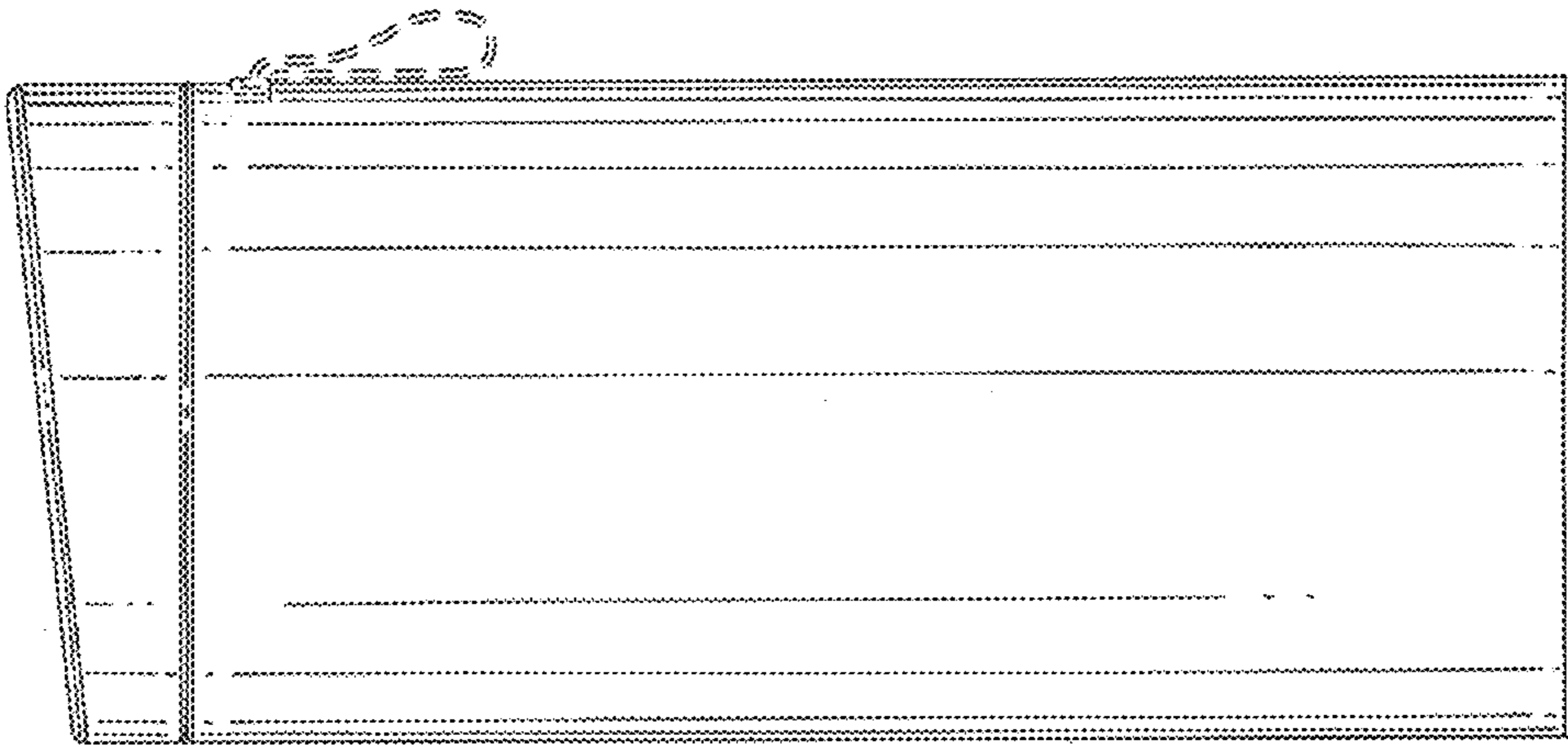
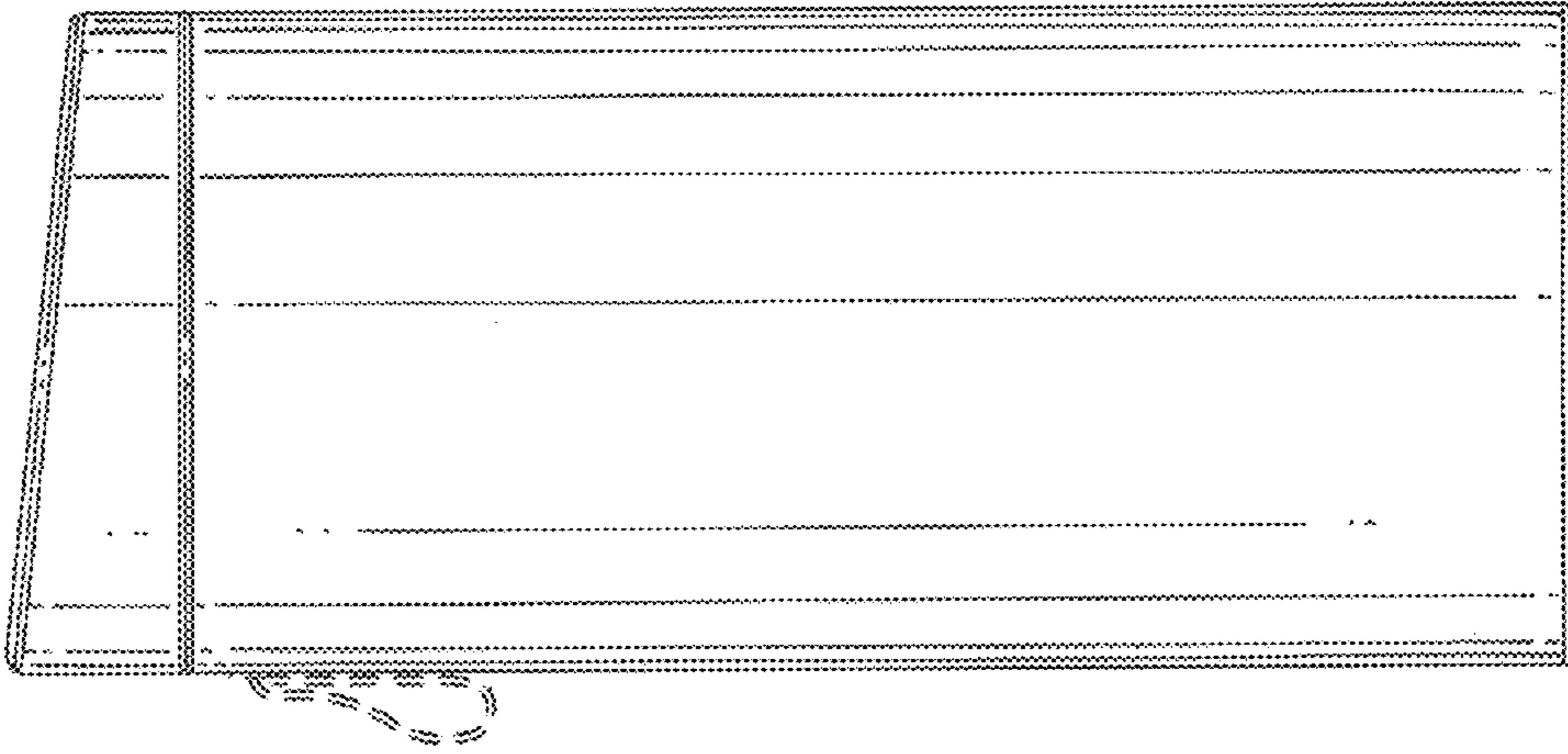


FIG. 3

FIG. 5

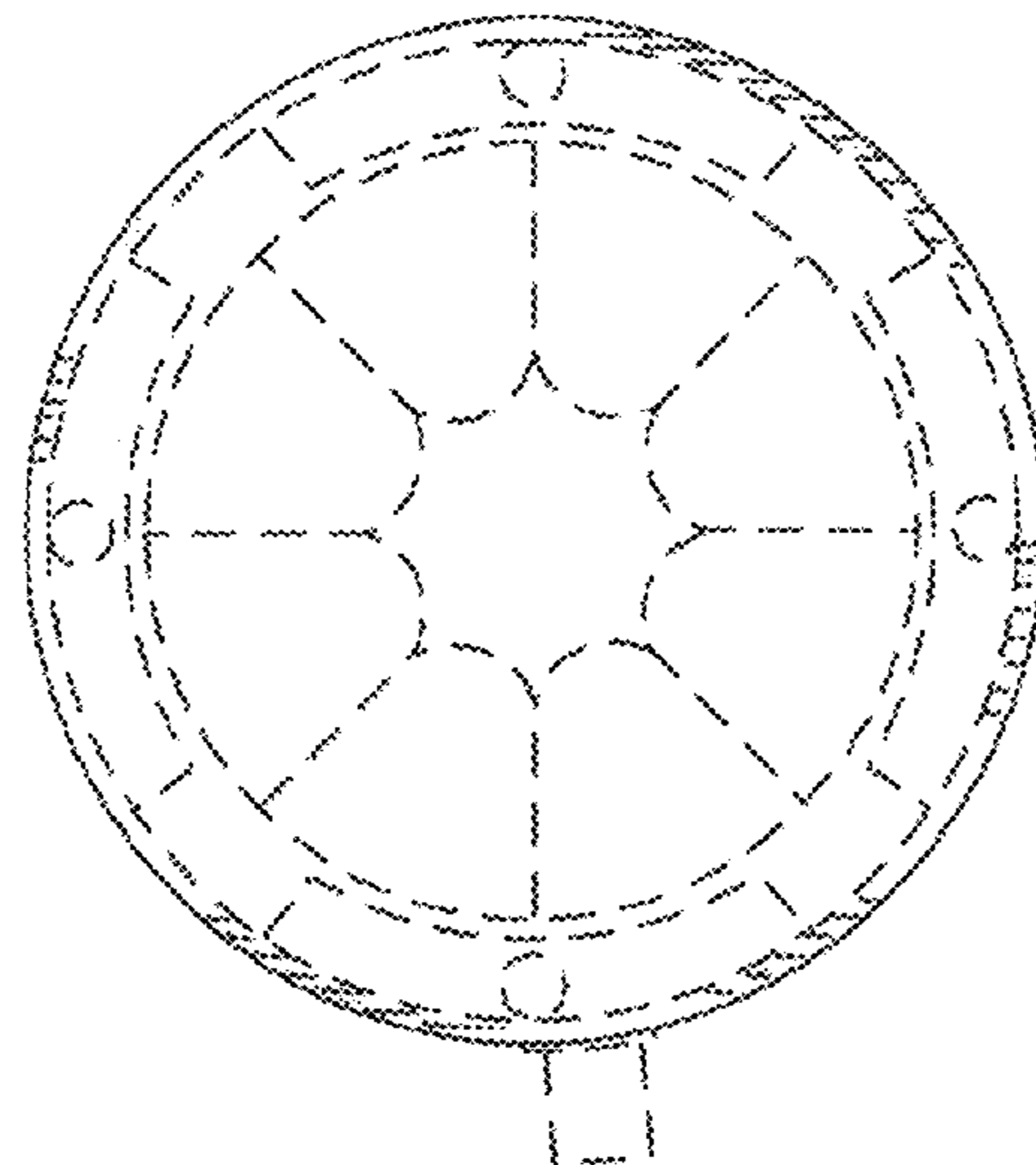
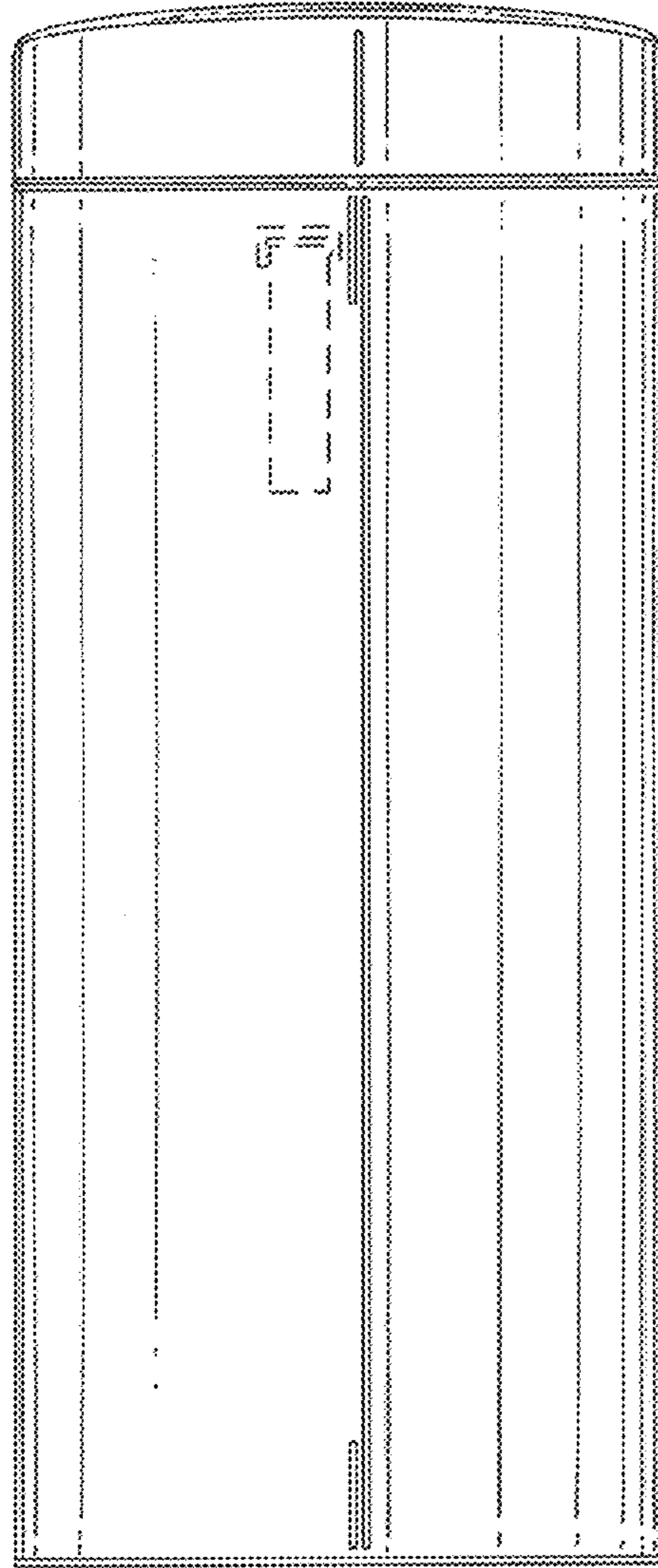


FIG. 6