



US00D767819S

(12) **United States Design Patent** (10) **Patent No.:** **US D767,819 S**
Kayvon et al. (45) **Date of Patent:** **** Sep. 27, 2016**

(54) **VAPORIZER**

(71) Applicants: **Robert Kayvon**, Las Vegas, NV (US);
Carlos Gomez Garay, Las Vegas, NV (US)

(72) Inventors: **Robert Kayvon**, Las Vegas, NV (US);
Carlos Gomez Garay, Las Vegas, NV (US)

(73) Assignee: **DC8 DISTRIBUTION INC.**, Las Vegas, NV (US)

(**) Term: **15 Years**

(21) Appl. No.: **29/553,317**

(22) Filed: **Jan. 29, 2016**

Related U.S. Application Data

(63) Continuation-in-part of application No. 29/534,455, filed on Jul. 28, 2015.

(51) **LOC (10) Cl.** **27-02**

(52) **U.S. Cl.**
USPC **D27/162**

(58) **Field of Classification Search**
USPC D27/100, 101, 162, 163-167, 169, 170,
D27/171, 193, 194; D23/202; D13/103;
D11/131.1, 139, 143, 146, 152, 154;
D26/9-11, 16, 19
CPC A24F 47/008; A24F 47/002; A24F 15/12;
A24F 47/00
See application file for complete search history.

(56) **References Cited**

U.S. PATENT DOCUMENTS

- D79,467 S * 9/1929 Kelly D11/146
- D216,632 S * 2/1970 Lawton D26/11
- 4,009,724 A * 3/1977 Prohoroff A24F 13/06
131/187
- D311,296 S * 10/1990 Santoiemmo D7/300
- D363,895 S * 11/1995 Guiliani D11/146
- 5,687,745 A * 11/1997 Yalcin B01D 53/14
131/173
- D446,747 S * 8/2001 Hutton D11/146
- D485,639 S * 1/2004 Stronski D27/170

- D560,018 S * 1/2008 Morris D26/128
- D635,403 S * 4/2011 Conway D11/152
- D653,989 S * 2/2012 Falduto D11/146

(Continued)

Primary Examiner — Robert M Spear

Assistant Examiner — Marissa J Cash

(74) *Attorney, Agent, or Firm* — Christopher Pilling

(57) **CLAIM**

We claim the ornamental design for a vaporizer, as shown and described.

DESCRIPTION

FIG. 1 is a front elevational view of a vaporizer showing my new design;

FIG. 2 is a left side elevational view thereof, the right side elevational being a mirror image thereof;

FIG. 3 is a rear elevational view thereof;

FIG. 4 is a top plan view thereof;

FIG. 5 is a bottom plan view thereof;

FIG. 6 is perspective view thereof, with the electronic battery member removed;

FIG. 7 is a front elevational view thereof, the rear elevational view being identical thereof;

FIG. 8 is a left side elevational view thereof, the right side elevational being identical thereof;

FIG. 9 is a top plan view thereof;

FIG. 10 is a bottom plan view thereof;

FIG. 11 is an exploded perspective view thereof illustrating the components of the vaporizer;

FIG. 12 is a front elevational view of an alternative embodiment of a vaporizer showing the vent sleeve rotated to a partially closed position;

FIG. 13 is a left side elevational view thereof, the right side elevational being a mirror image thereof;

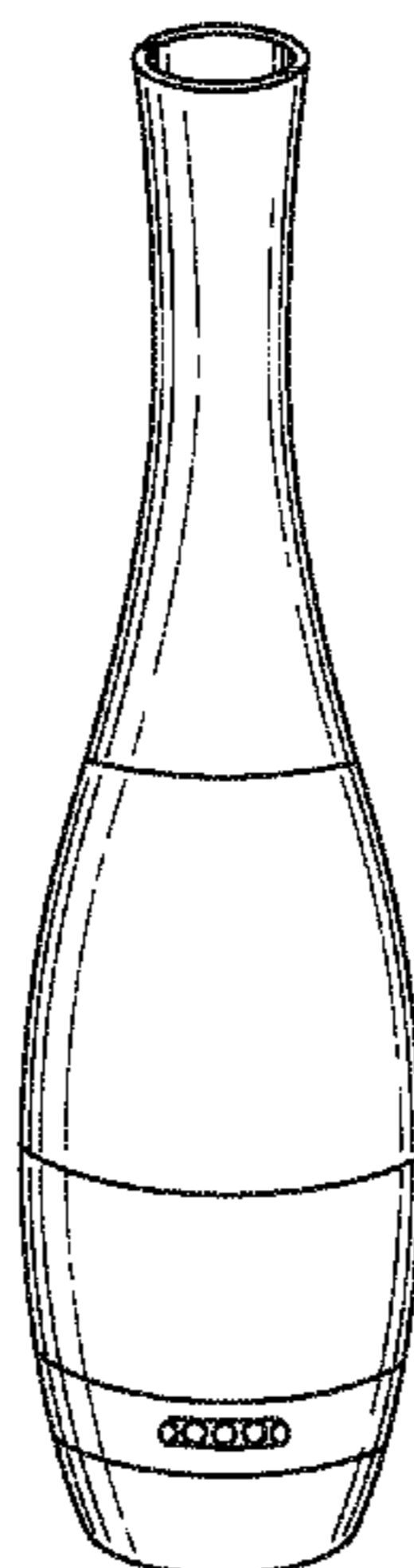
FIG. 14 is a rear elevational view thereof;

FIG. 15 is a top plan view thereof; and,

FIG. 16 is a bottom plan view thereof.

In the drawings, the broken lines depict environmental subject matter only and form no part of the claimed design.

1 Claim, 7 Drawing Sheets



(56)

References Cited

U.S. PATENT DOCUMENTS

D660,195 S *	5/2012	Harshman	D11/146	2007/0204511 A1*	9/2007	Lee	A47G 7/06 47/66.1
D684,312 S *	6/2013	Badawi	D27/162	2014/0360514 A1*	12/2014	Zhu	A24F 47/008 131/329
D685,218 S *	7/2013	Willat	D7/316	2015/0157053 A1*	6/2015	Mayor	A24F 47/008 131/329
D704,093 S *	5/2014	Newlon	D11/117	2015/0258288 A1*	9/2015	Sullivan	A61M 15/0086 128/203.12
D710,744 S *	8/2014	Bartter	D11/146	2016/0007654 A1*	1/2016	Zhu	A24F 47/008 131/328
D728,156 S *	4/2015	Wu	D27/101	2016/0113327 A1*	4/2016	Wu	H05B 3/06 131/329
D729,441 S *	5/2015	Hua	D27/101					
D739,601 S *	9/2015	Bahbah	D27/170					
2006/0021613 A1*	2/2006	Overlander	A61M 16/08 128/200.14					

* cited by examiner

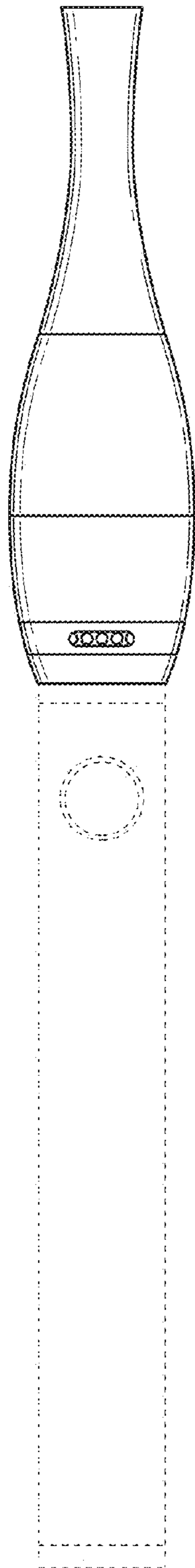


FIG. 1

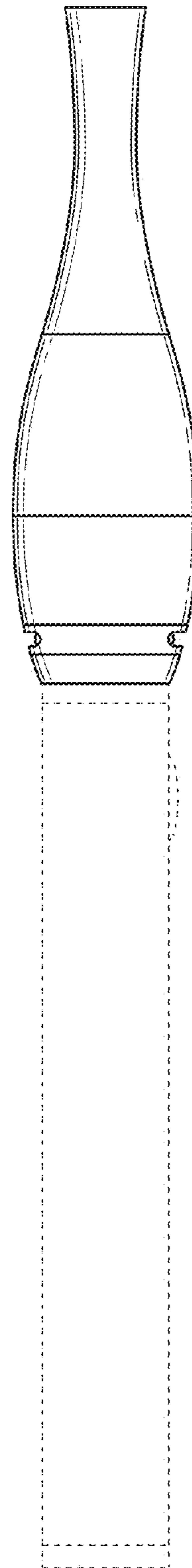


FIG. 2

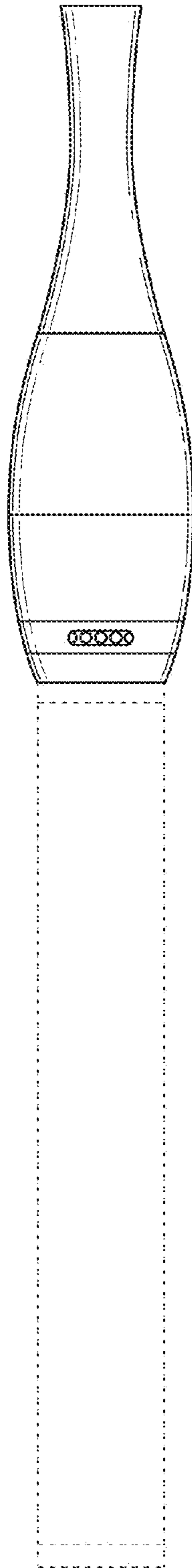


FIG. 3

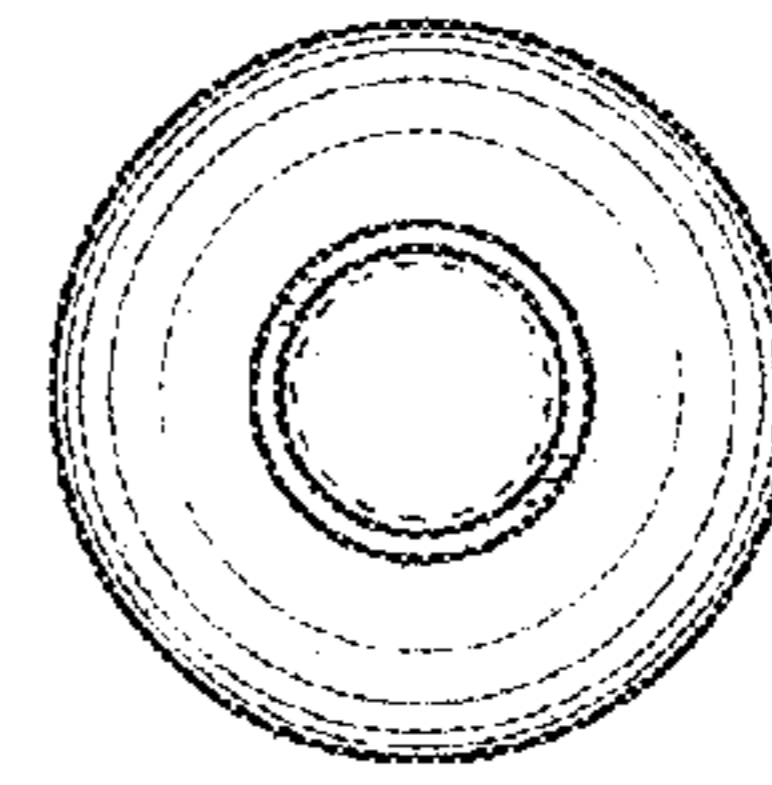


FIG. 4

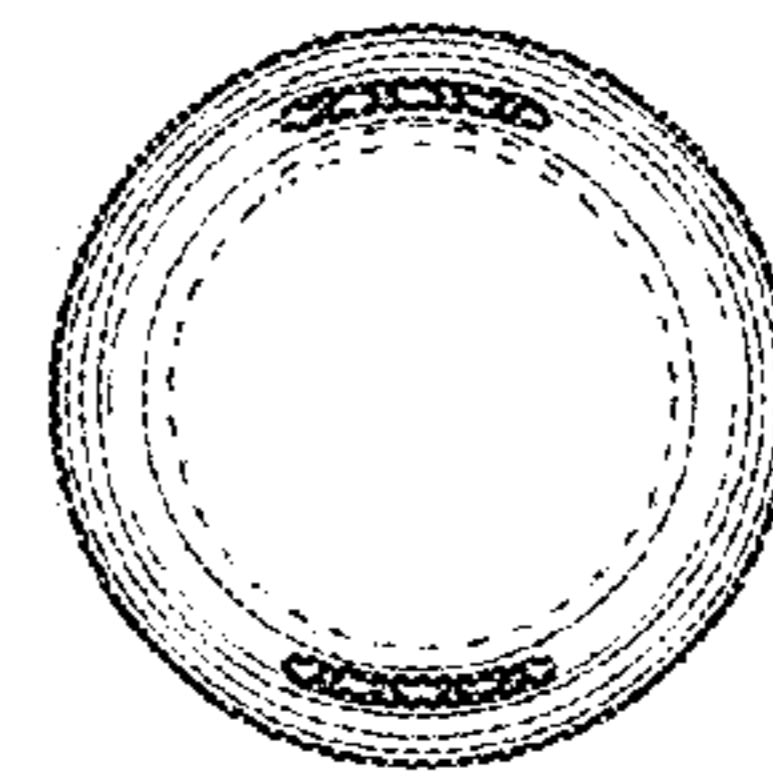


FIG. 5

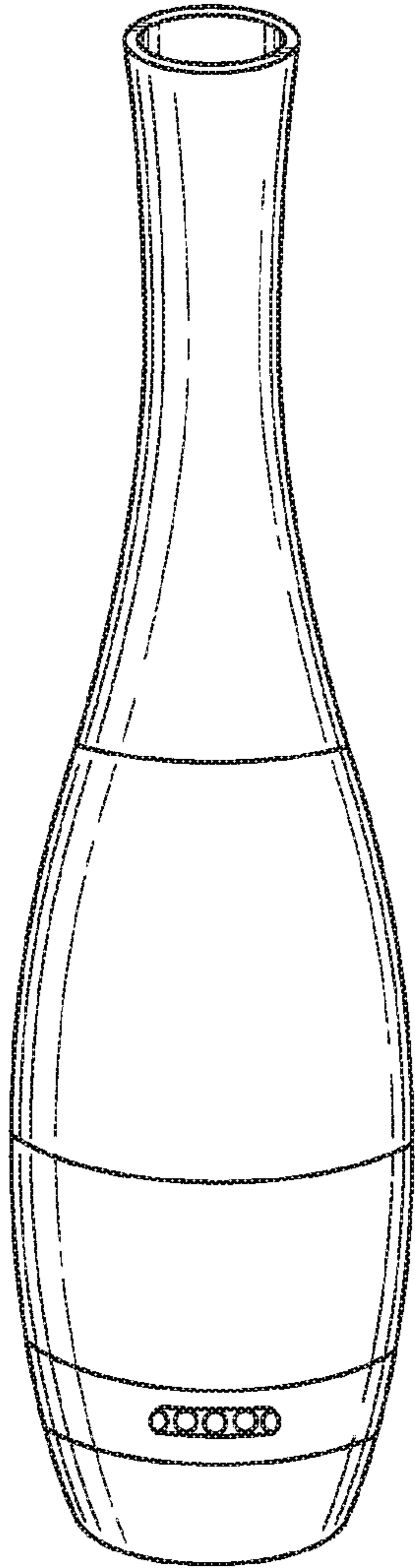


FIG. 6

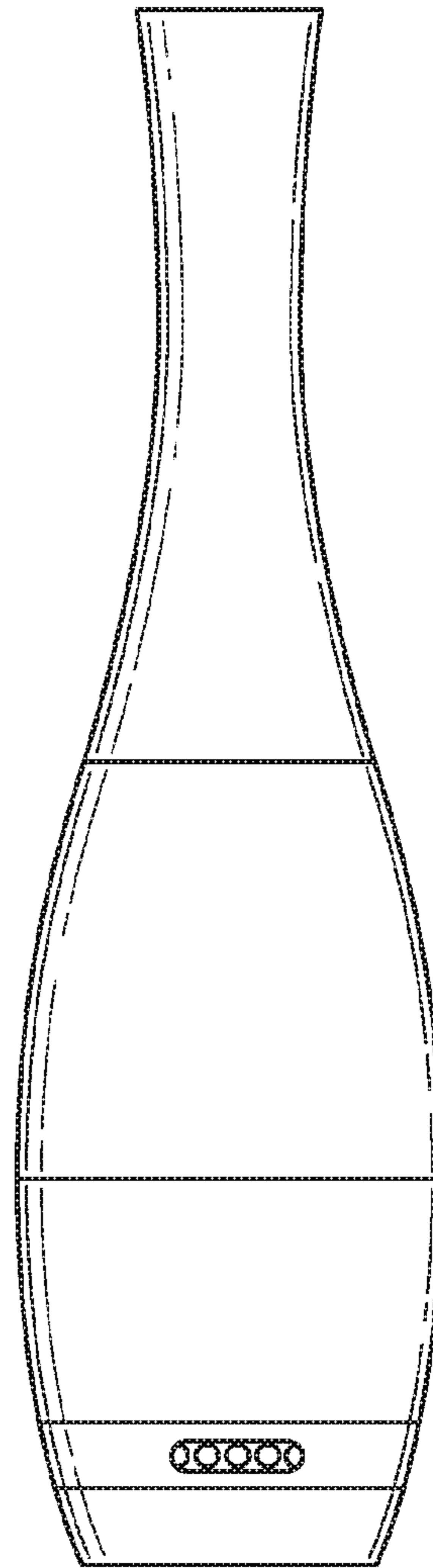


FIG. 7

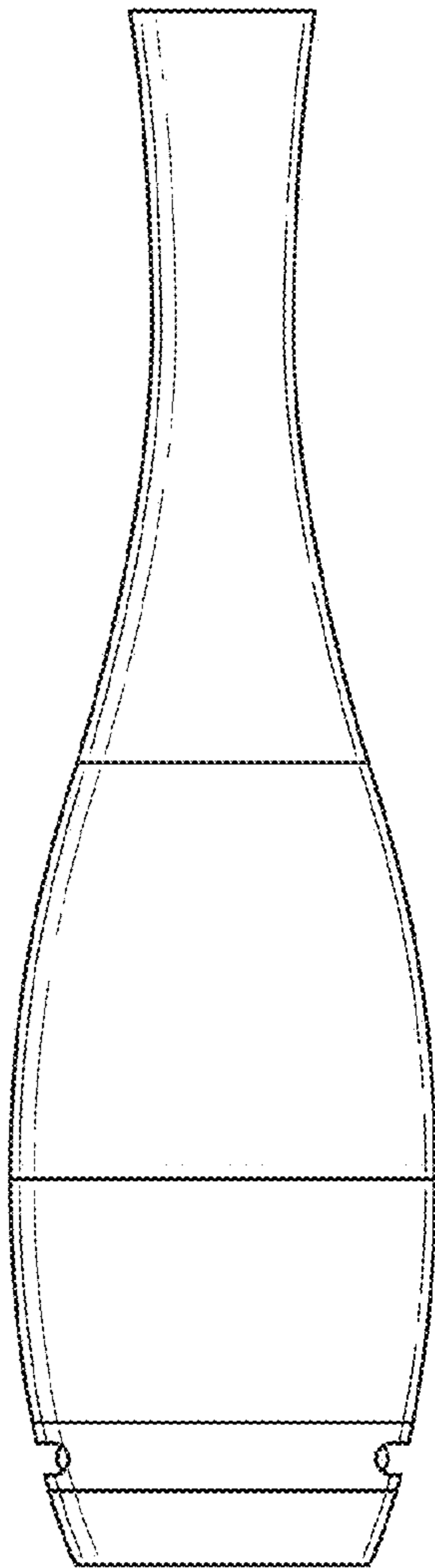


FIG. 8

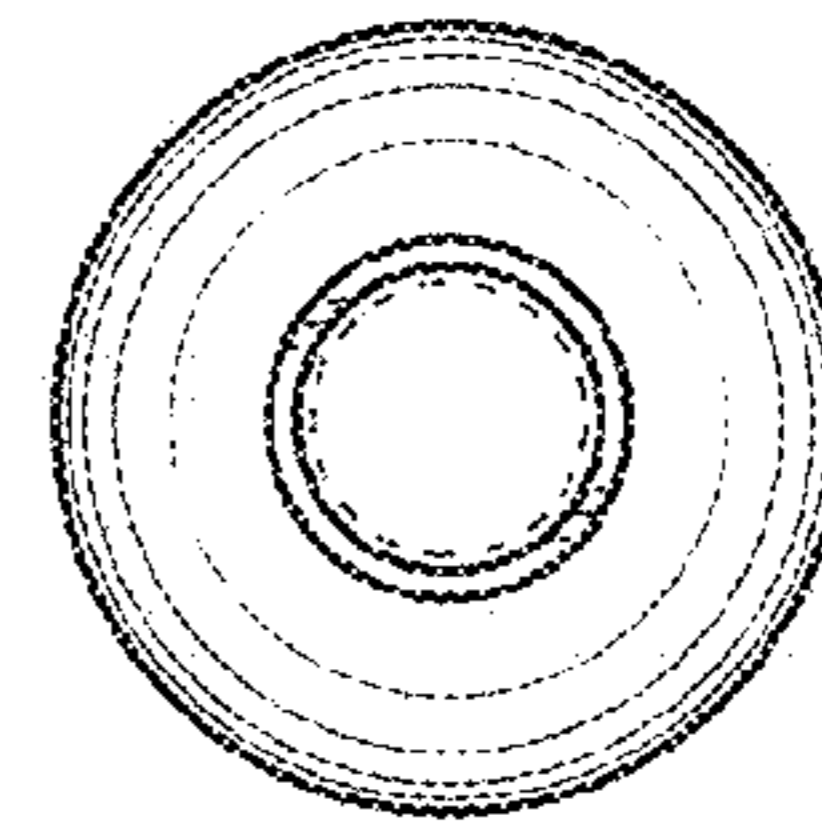


FIG. 9

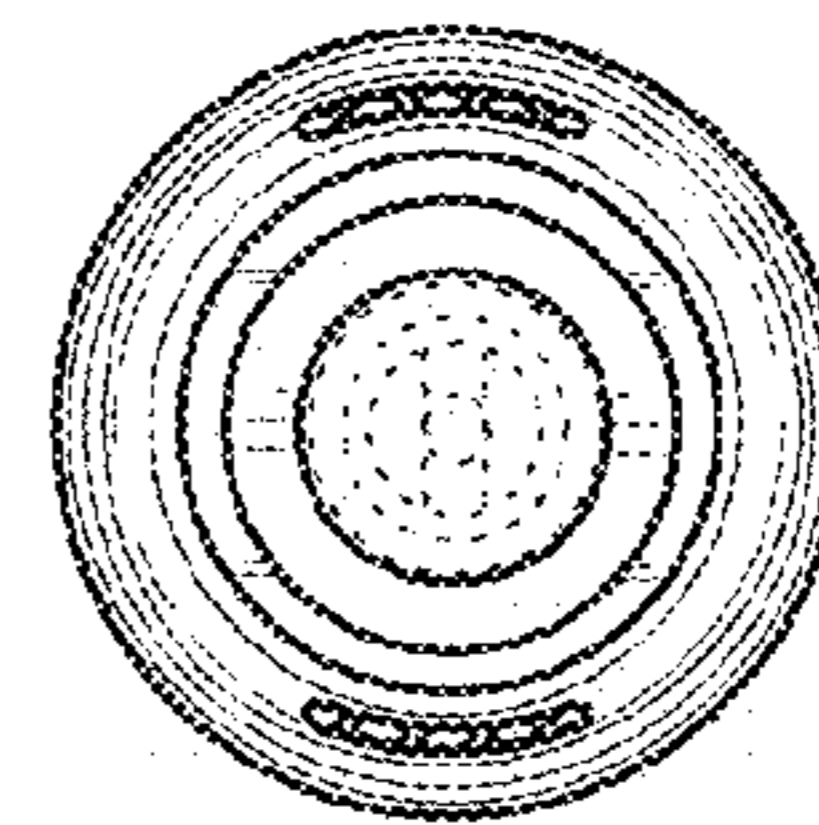
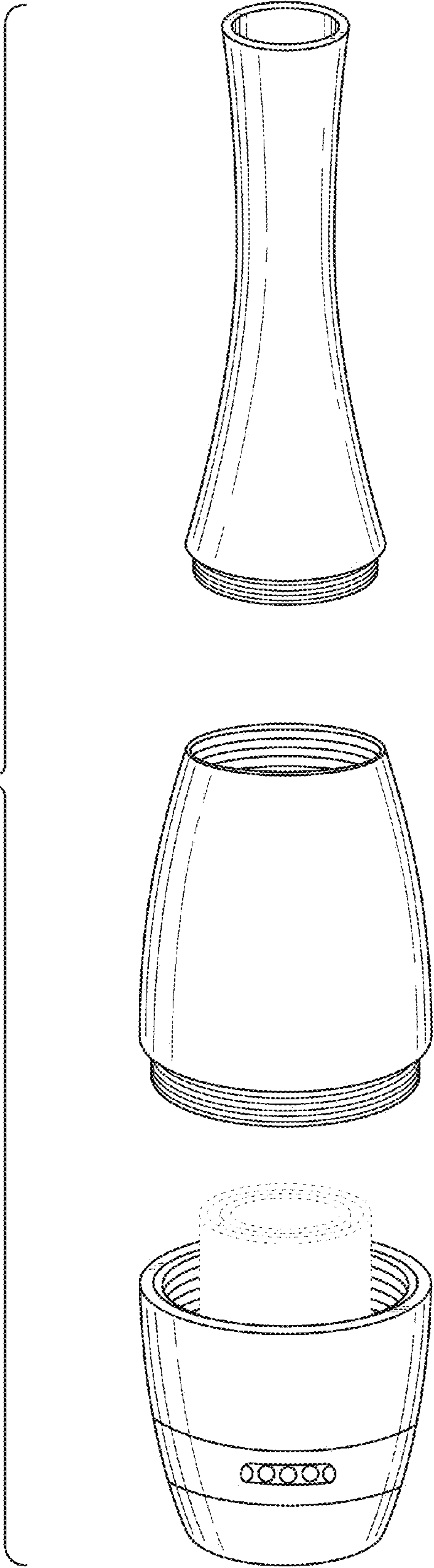


FIG. 10

FIG. 11



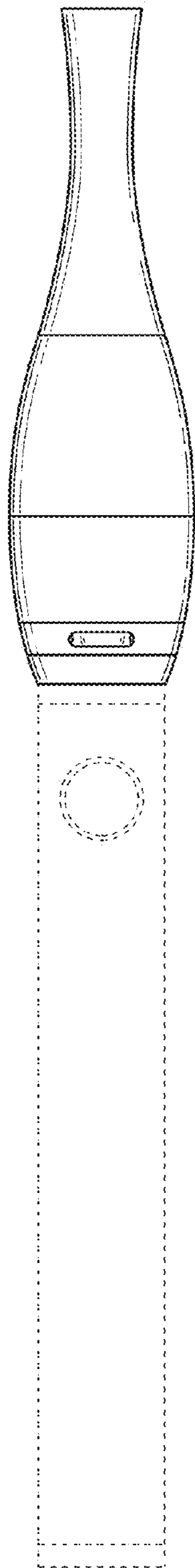


FIG. 12

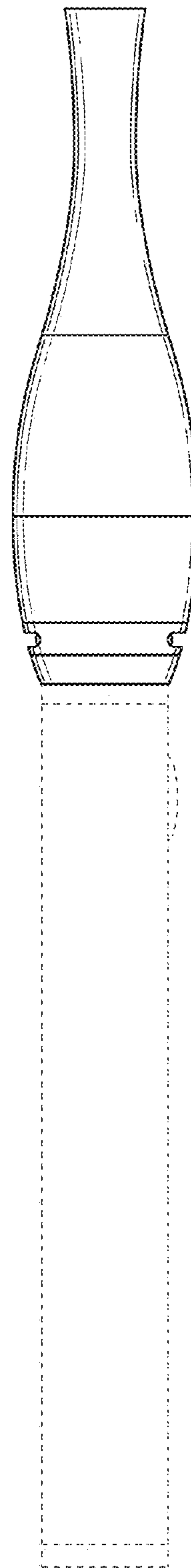


FIG. 13

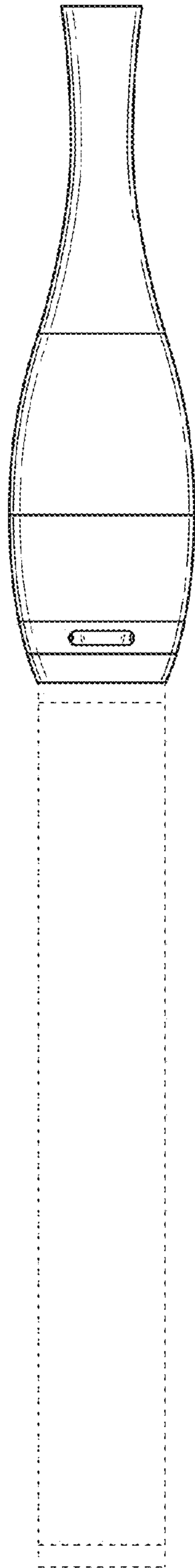


FIG. 14

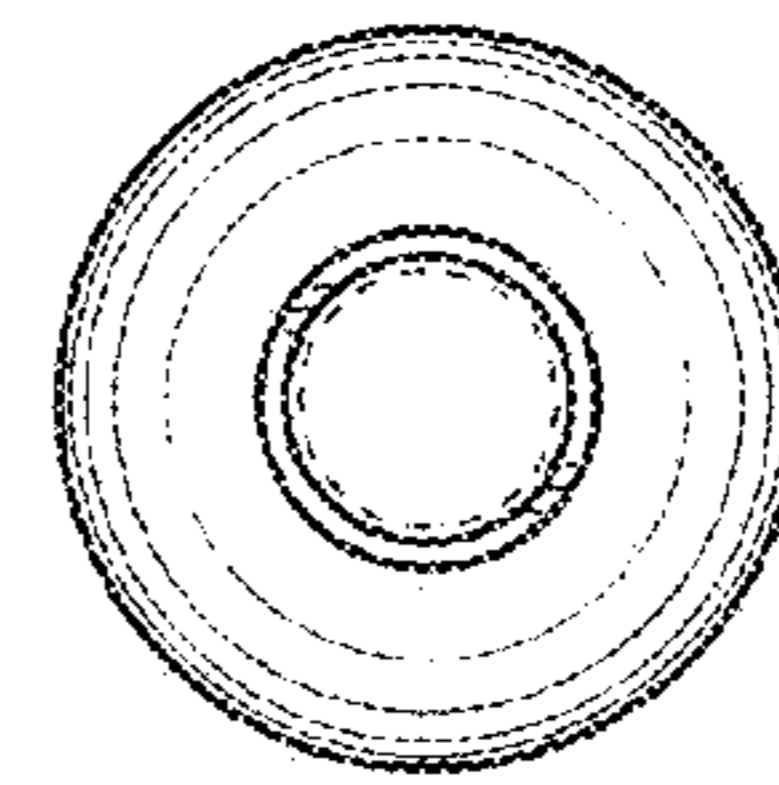


FIG. 15

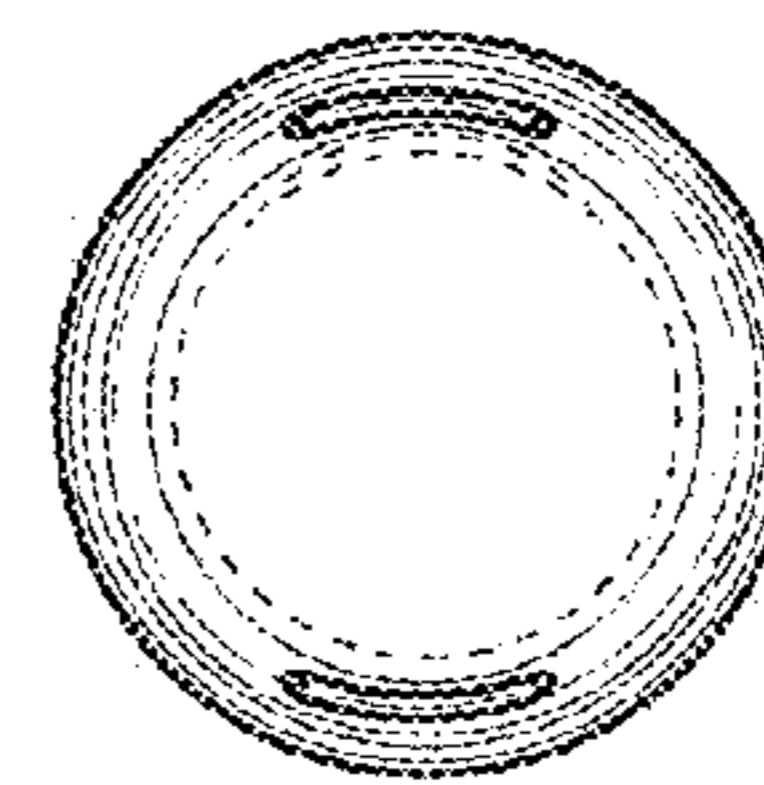


FIG. 16