

US00D767818S

(12) **United States Design Patent**
Kayvon

(10) **Patent No.:** **US D767,818 S**

(45) **Date of Patent:** **** Sep. 27, 2016**

(54) **VAPORIZER**

(71) Applicant: **Robert Kayvon**, Las Vegas, NV (US)

(72) Inventor: **Robert Kayvon**, Las Vegas, NV (US)

(73) Assignee: **DC8 DISTRIBUTION INC.**, Las Vegas, NV (US)

(**) Term: **15 Years**

(21) Appl. No.: **29/534,455**

(22) Filed: **Jul. 28, 2015**

(51) **LOC (10) Cl.** **27-02**

(52) **U.S. Cl.**

USPC **D27/162**

(58) **Field of Classification Search**

USPC D27/100, 101, 162, 163-167, 169, 170,
D27/171, 193, 194; D23/202; D13/103;
D11/131.1, 139, 143, 146, 152, 154;
D26/9-11, 16, 19

CPC A24F 47/008; A24F 47/002; A24F 15/12;
A24F 47/00

See application file for complete search history.

(56) **References Cited**

U.S. PATENT DOCUMENTS

D79,467 S *	9/1929	Kelly	D11/146
D216,632 S *	2/1970	Lawton	D26/11
4,009,724 A *	3/1977	Prohoroff	A24F 13/06 131/187
D311,296 S *	10/1990	Santoiemmo	D7/300
D363,895 S *	11/1995	Guiliani	D11/146
5,687,745 A *	11/1997	Yalcin	B01D 53/14 131/173
D446,747 S *	8/2001	Hutton	D11/146
D485,639 S *	1/2004	Stronski	D27/170
D560,018 S *	1/2008	Morris	D26/128
D635,403 S *	4/2011	Conway	D11/152
D653,989 S *	2/2012	Falduto	D11/146
D660,195 S *	5/2012	Harshman	D11/146
D684,312 S *	6/2013	Badawi	D27/162
D685,218 S *	7/2013	Willat	D7/316
D704,093 S *	5/2014	Newlon	D11/117
D710,744 S *	8/2014	Bartter	D11/146
D729,441 S *	5/2015	Hua	D27/101
D739,601 S *	9/2015	Bahbah	D27/170
D747,549 S *	1/2016	Stowers	D27/167

2006/0021613 A1 *	2/2006	Overlander	A61M 16/08 128/200.14
2007/0204511 A1 *	9/2007	Lee	A47G 7/06 47/66.1
2014/0360514 A1 *	12/2014	Zhu	A24F 47/008 131/329
2015/0157053 A1 *	6/2015	Mayor	A24F 47/008 131/329
2015/0258288 A1 *	9/2015	Sullivan	A61M 15/0086 128/203.12
2016/0007654 A1 *	1/2016	Zhu	A24F 47/008 131/328
2016/0113327 A1 *	4/2016	Wu	H05B 3/06 131/329

* cited by examiner

Primary Examiner — Robert M Spear

Assistant Examiner — Marissa J Cash

(74) *Attorney, Agent, or Firm* — Christopher Pilling

(57) **CLAIM**

The ornamental design for a vaporizer, as shown and described.

DESCRIPTION

FIG. 1 is a front elevational view of a vaporizer showing my new design;

FIG. 2 is a left side elevational view thereof, the right side elevational being a mirror image thereof;

FIG. 3 is a rear elevational view thereof;

FIG. 4 is a top plan view thereof;

FIG. 5 is a bottom plan view thereof;

FIG. 6 is perspective view thereof, with the electronic battery member removed;

FIG. 7 is a front elevational view thereof, the rear elevational view being identical thereof;

FIG. 8 is a left side elevational view thereof, the right side elevational being identical thereof;

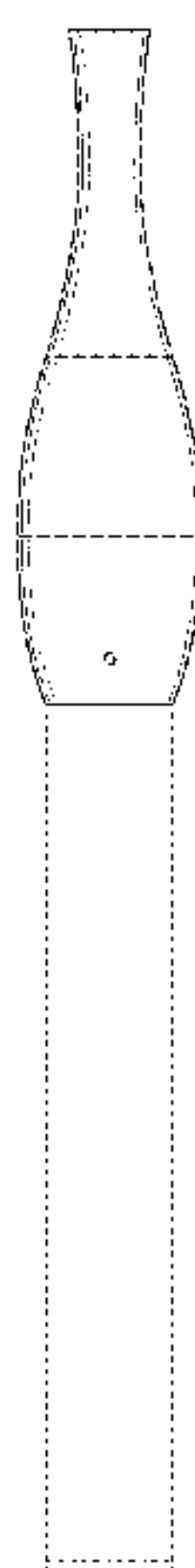
FIG. 9 is a top plan view thereof;

FIG. 10 is a bottom plan view thereof; and,

FIG. 11 is an exploded perspective view thereof illustrating the components of the portable vaporizer.

In the drawings, the broken lines depict environmental subject matter only and form no part of the claimed design.

1 Claim, 5 Drawing Sheets



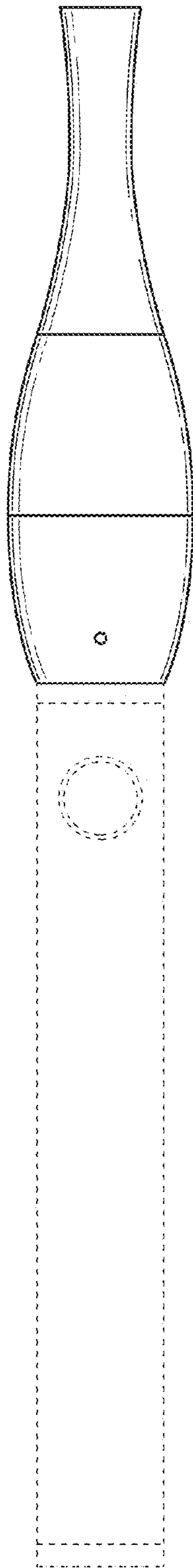


FIG. 1

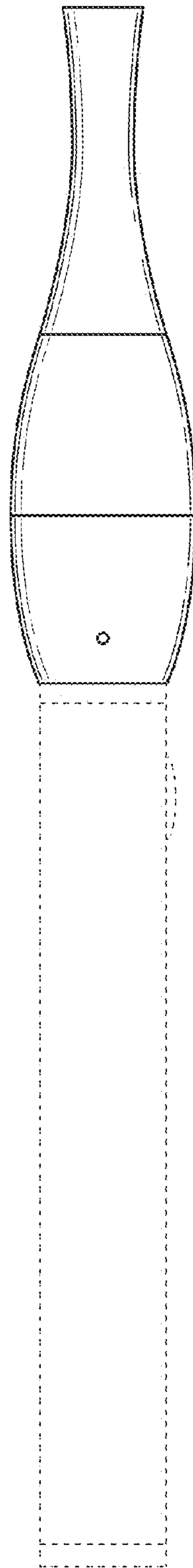


FIG. 2

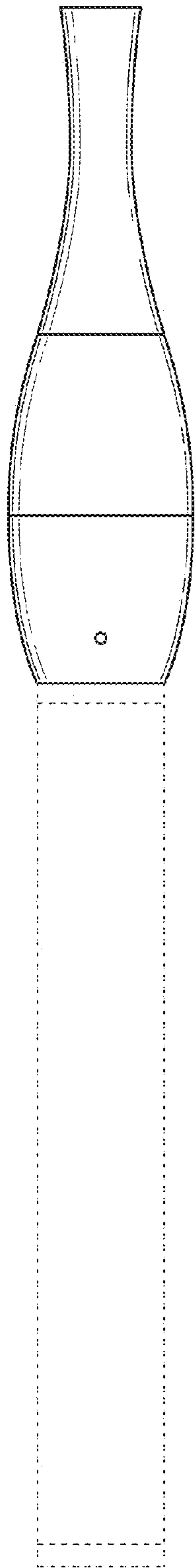


FIG. 3

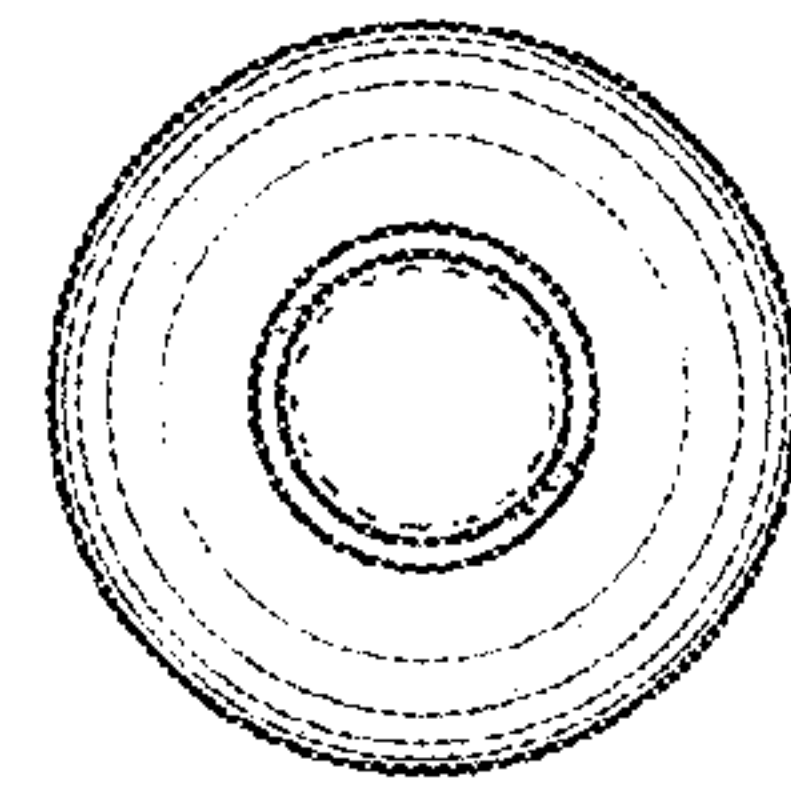


FIG. 4

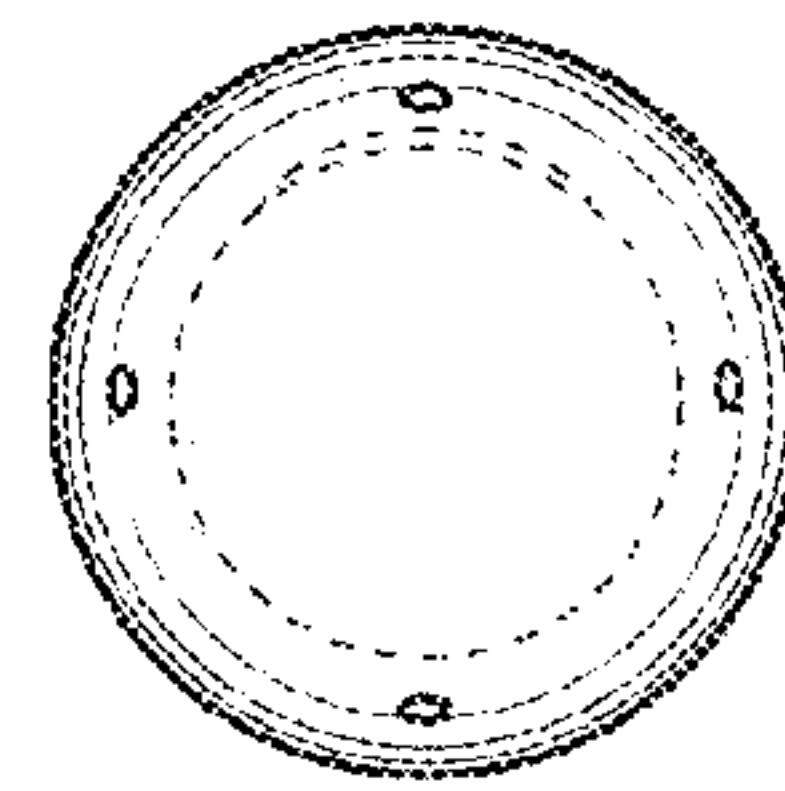


FIG. 5

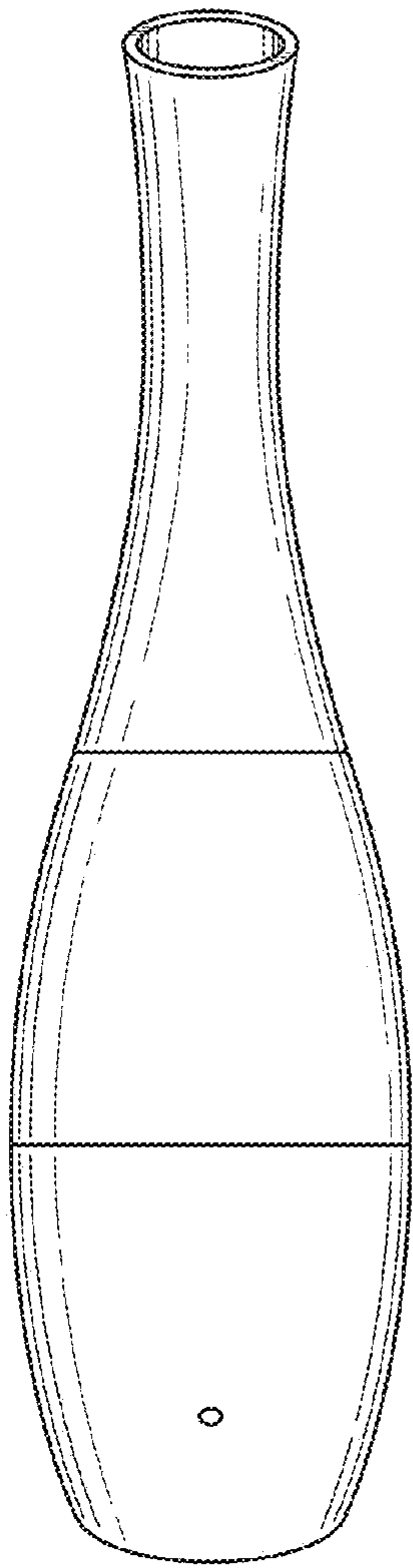


FIG. 6

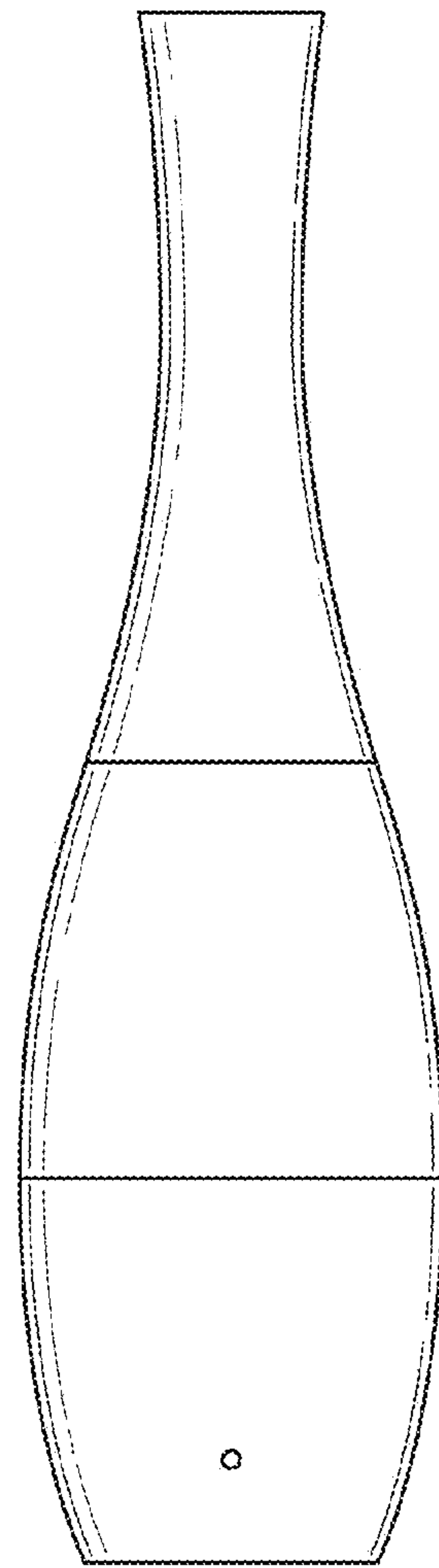


FIG. 7

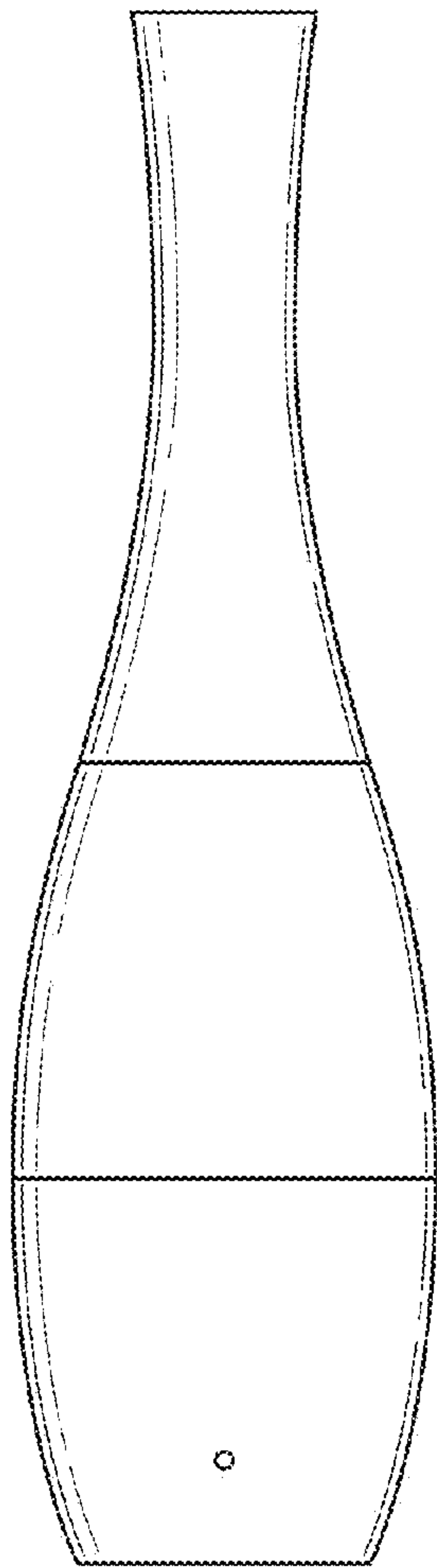


FIG. 8

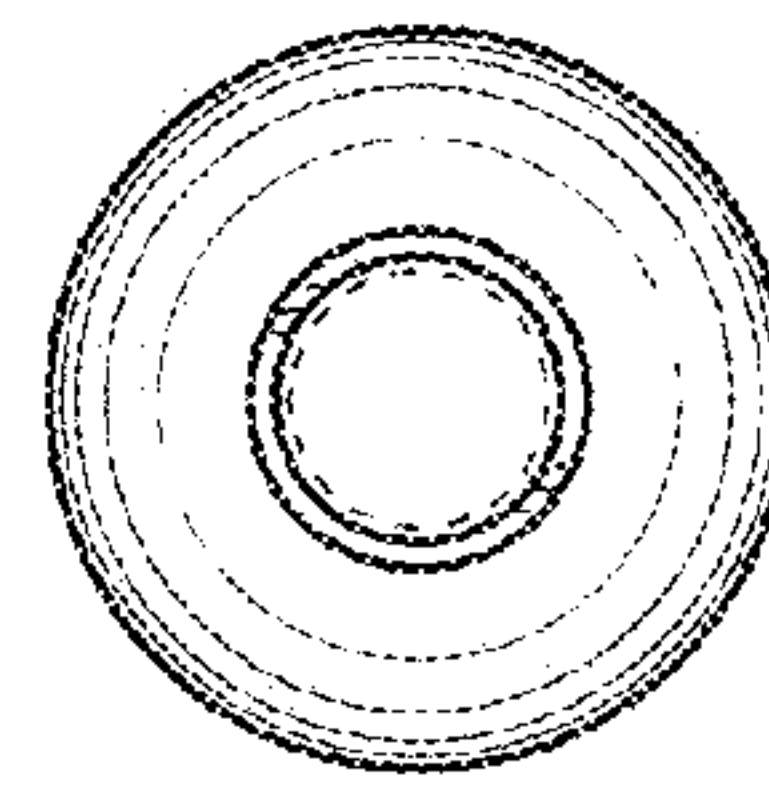


FIG. 9

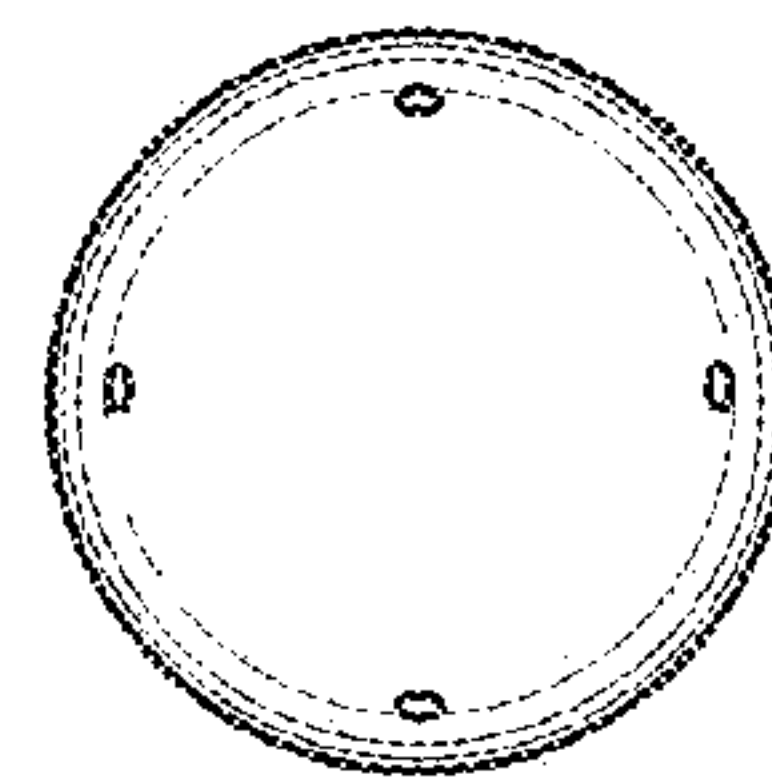


FIG. 10

FIG. 11

