

US00D767811S

(12) **United States Design Patent**
Cannon

(10) **Patent No.:** **US D767,811 S**

(45) **Date of Patent:** **** Sep. 27, 2016**

(54) **TABLE LAMP**

D739,070 S * 9/2015 Wilson D26/104

(71) Applicant: **Benjamin J Cannon**, Sarasota, FL
(US)

* cited by examiner

Primary Examiner — Brian N Vinson

(72) Inventor: **Benjamin J Cannon**, Sarasota, FL
(US)

(**) Term: **14 Years**

(57) **CLAIM**

The ornamental design for a table lamp, as shown and described.

(21) Appl. No.: **29/474,608**

(22) Filed: **Dec. 15, 2014**

DESCRIPTION

(51) **LOC (10) Cl.** **26-03**

FIG. 1 is a front elevational view of a table lamp showing my new design, the rear and sides adjacent being identical in appearance;

(52) **U.S. Cl.**

USPC **D26/106**

FIG. 2 is a bottom perspective view of the top portion thereof, with the base portion omitted for clarity of illustration, and the broken line disclosure representing a portion of the lamp which forms no part of the claimed design;

(58) **Field of Classification Search**

USPC D26/1, 24, 93, 104, 106

CPC F21S 6/002; F21S 6/004; F21S 6/005;

F21S 6/006; F21S 6/007; F21S 6/008

See application file for complete search history.

FIG. 3 is an exploded perspective view thereof;

FIG. 4 is a top perspective view of the base portion thereof; with the top portion omitted for clarity of illustration; and,

FIG. 5 is a bottom perspective view of the base portion thereof, with the top portion omitted for clarity of illustration.

(56) **References Cited**

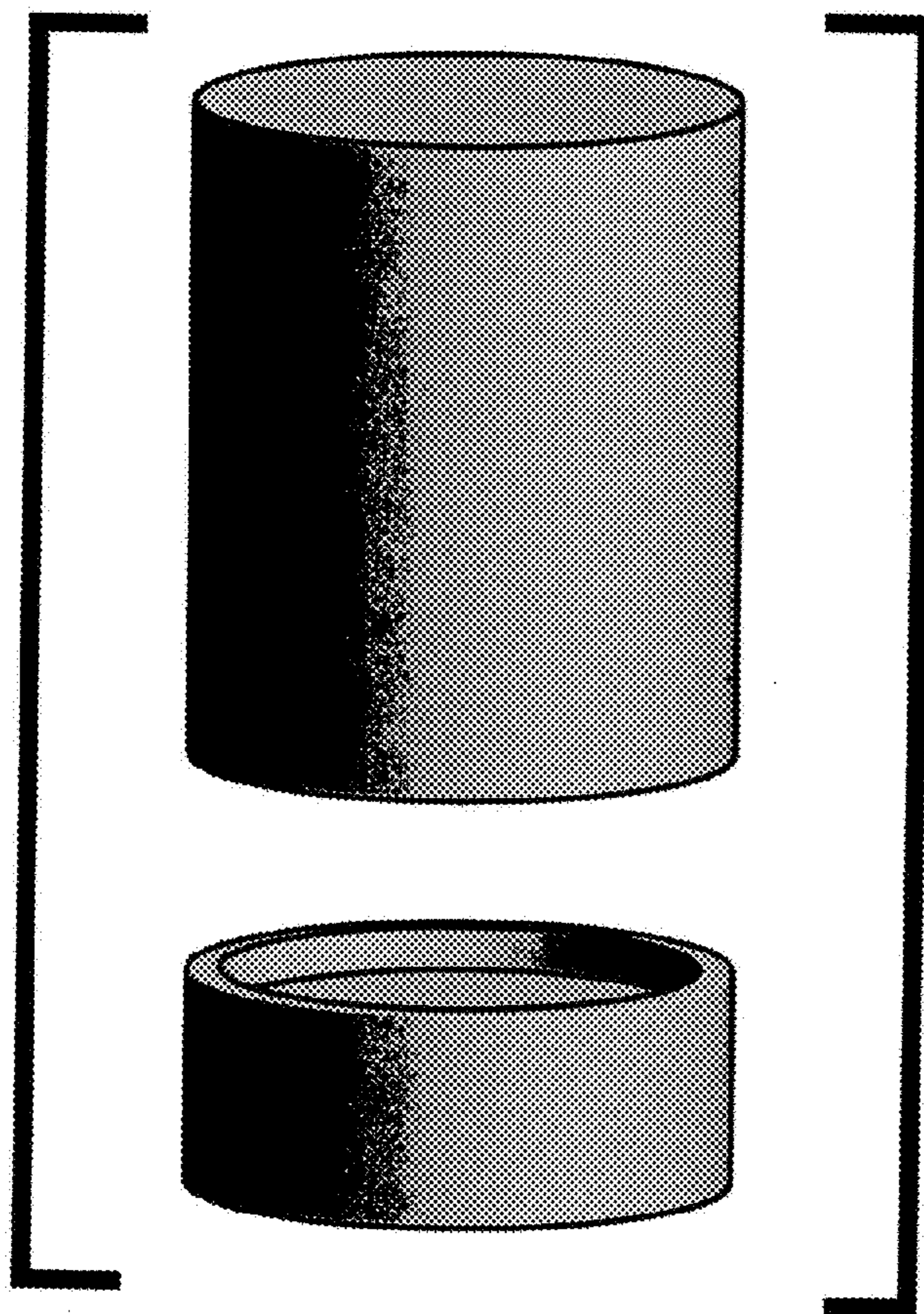
U.S. PATENT DOCUMENTS

D495,819 S * 9/2004 Krieger D26/104

D507,374 S * 7/2005 Chen D26/104

D600,396 S * 9/2009 Luinstra D26/104

1 Claim, 1 Drawing Sheet



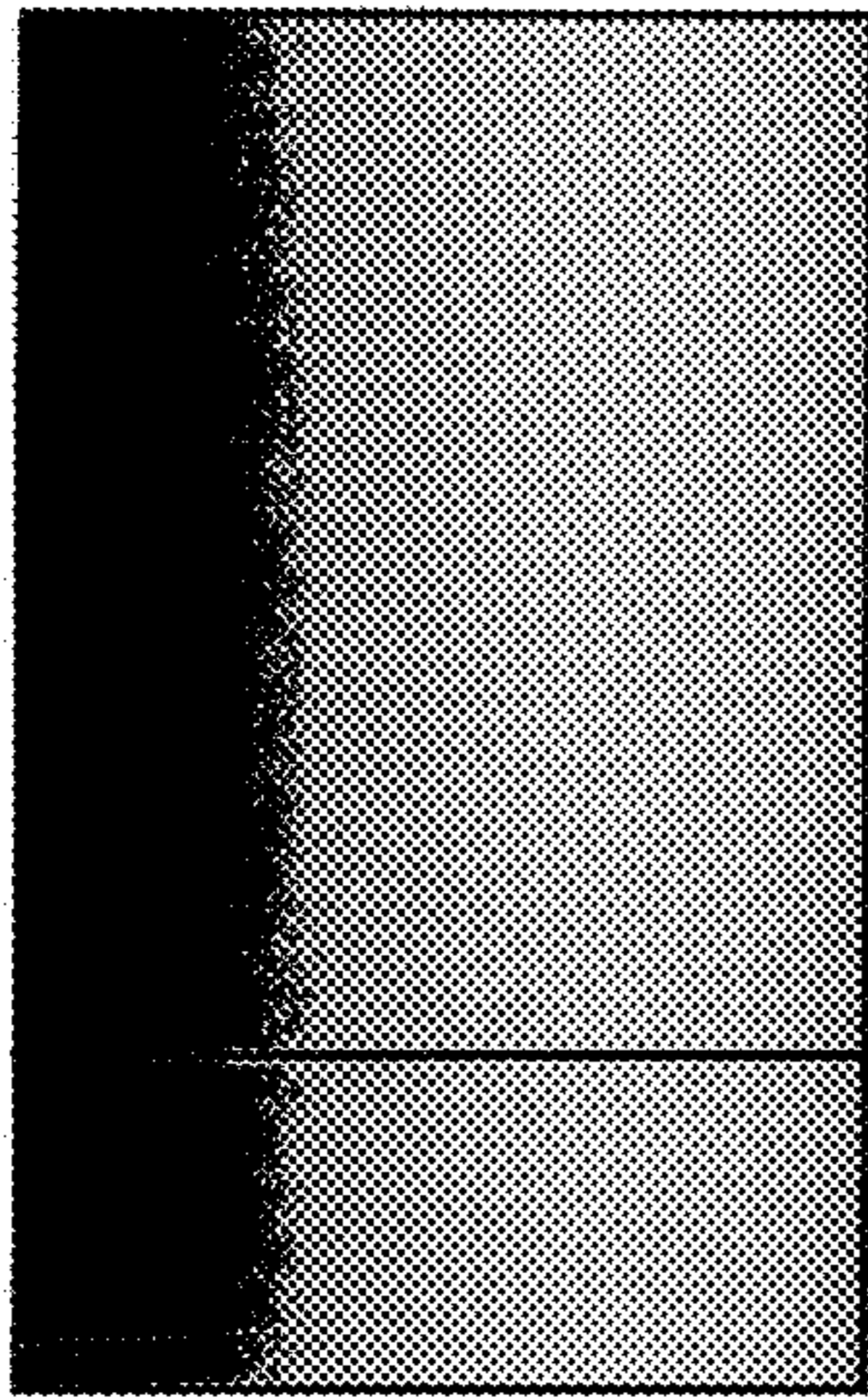


Fig. 1




Fig. 2

Fig. 3





Fig. 4



Fig. 5

