



US00D767808S

(12) **United States Design Patent**
Lehman

(10) **Patent No.:** **US D767,808 S**

(45) **Date of Patent:** **** Sep. 27, 2016**

(54) **TRIM FOR A RECESSED LUMINAIRE**

(71) Applicant: **Gregg Lehman**, Peachtree City, GA
(US)

(72) Inventor: **Gregg Lehman**, Peachtree City, GA
(US)

(73) Assignee: **Cooper Technologies Company**,
Houston, TX (US)

(**) Term: **14 Years**

(21) Appl. No.: **29/511,045**

(22) Filed: **Dec. 5, 2014**

(51) **LOC (10) Cl.** **26-05**

(52) **U.S. Cl.**
USPC **D26/74**

(58) **Field of Classification Search**
USPC D26/74, 72, 75, 76, 77, 78, 85, 88, 89,
D26/118, 138, 141; 362/364, 365, 373, 145,
362/146, 147, 148, 150, 153, 153.1, 294,
362/296.01, 296.07, 296.08

CPC F21V 29/2262; F21V 7/06; F21V 21/044;
F21V 21/047; F21V 29/2212; F21V 29/2225;
F21V 29/2256; F21V 29/225; F21V 29/2268;
F21Y 2111/002; F21S 8/02; F21S 8/026
See application file for complete search history.

(56) **References Cited**

U.S. PATENT DOCUMENTS

D367,940 S * 3/1996 Dolan D26/149
D389,597 S * 1/1998 Gismondi D26/74

D592,348 S * 5/2009 Trott D26/118
D599,951 S * 9/2009 Pickard D26/138
7,791,445 B2 * 9/2010 Manoukian H01F 5/003
29/602.1
D628,335 S * 11/2010 Hyland D26/74
D638,975 S * 5/2011 Hyland D26/74
D646,417 S * 10/2011 Wauters D26/63
D663,881 S * 7/2012 Janssen D26/74
D677,418 S * 3/2013 Wilson D26/74
D693,952 S * 11/2013 Soni D26/74
D695,442 S * 12/2013 Speier D26/74
D750,832 S * 3/2016 Lehman D26/120

* cited by examiner

Primary Examiner — Angela J Lee

(74) *Attorney, Agent, or Firm* — King & Spalding LLP

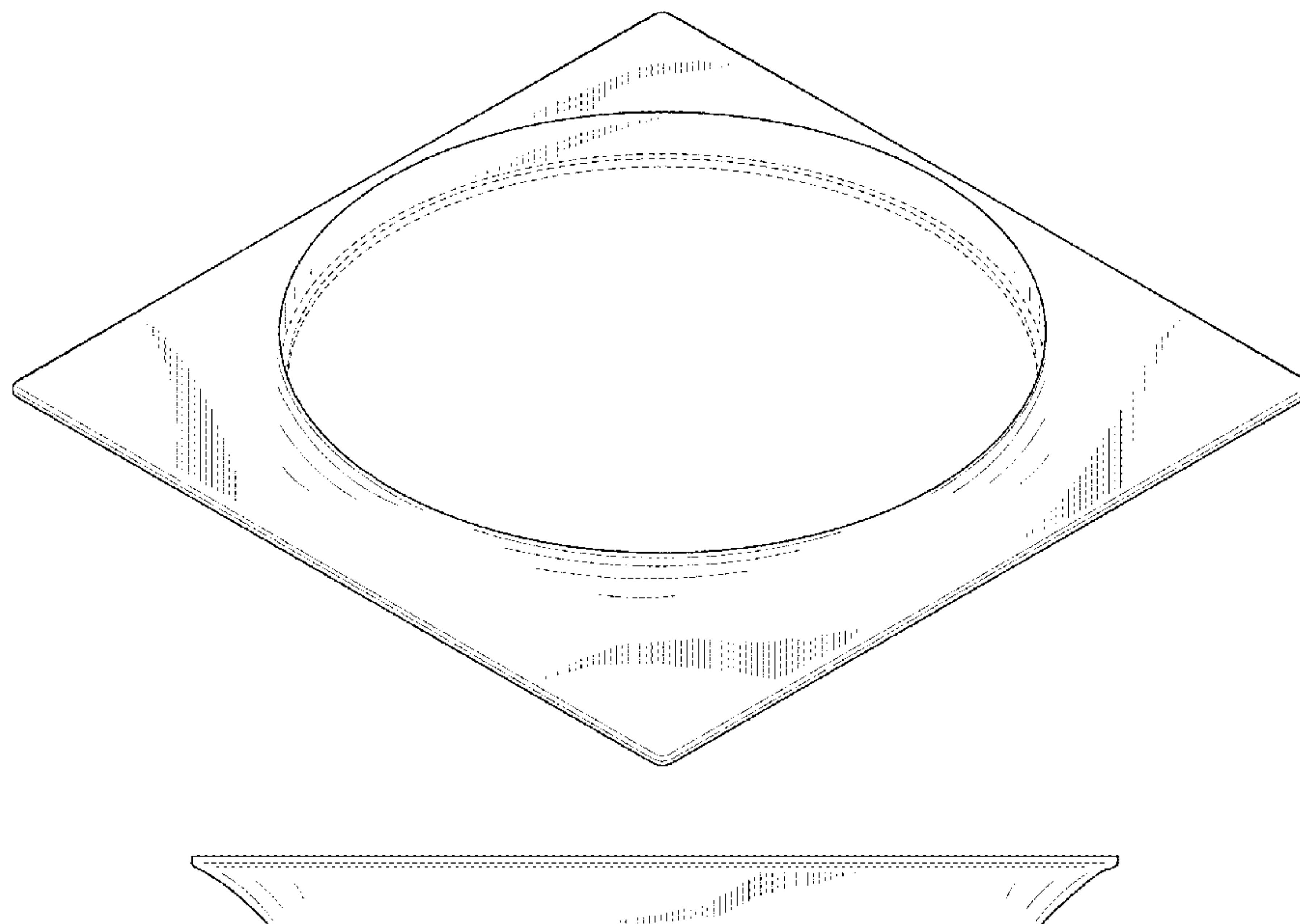
(57) **CLAIM**

The ornamental design for a trim for a recessed luminaire, as shown and described.

DESCRIPTION

FIG. 1 is a top perspective view of a trim for a recessed luminaire, showing our new design;
FIG. 2 is a bottom perspective view thereof;
FIG. 3 is a front elevation view thereof;
FIG. 4 is a rear elevation view thereof;
FIG. 5 is a top plan view thereof;
FIG. 6 is a bottom plan view thereof;
FIG. 7 is a left-side elevation view thereof; and,
FIG. 8 is a right-side elevation view thereof.
The broken lines shown represent unclaimed subject matter and form no part of the claimed design.

1 Claim, 6 Drawing Sheets



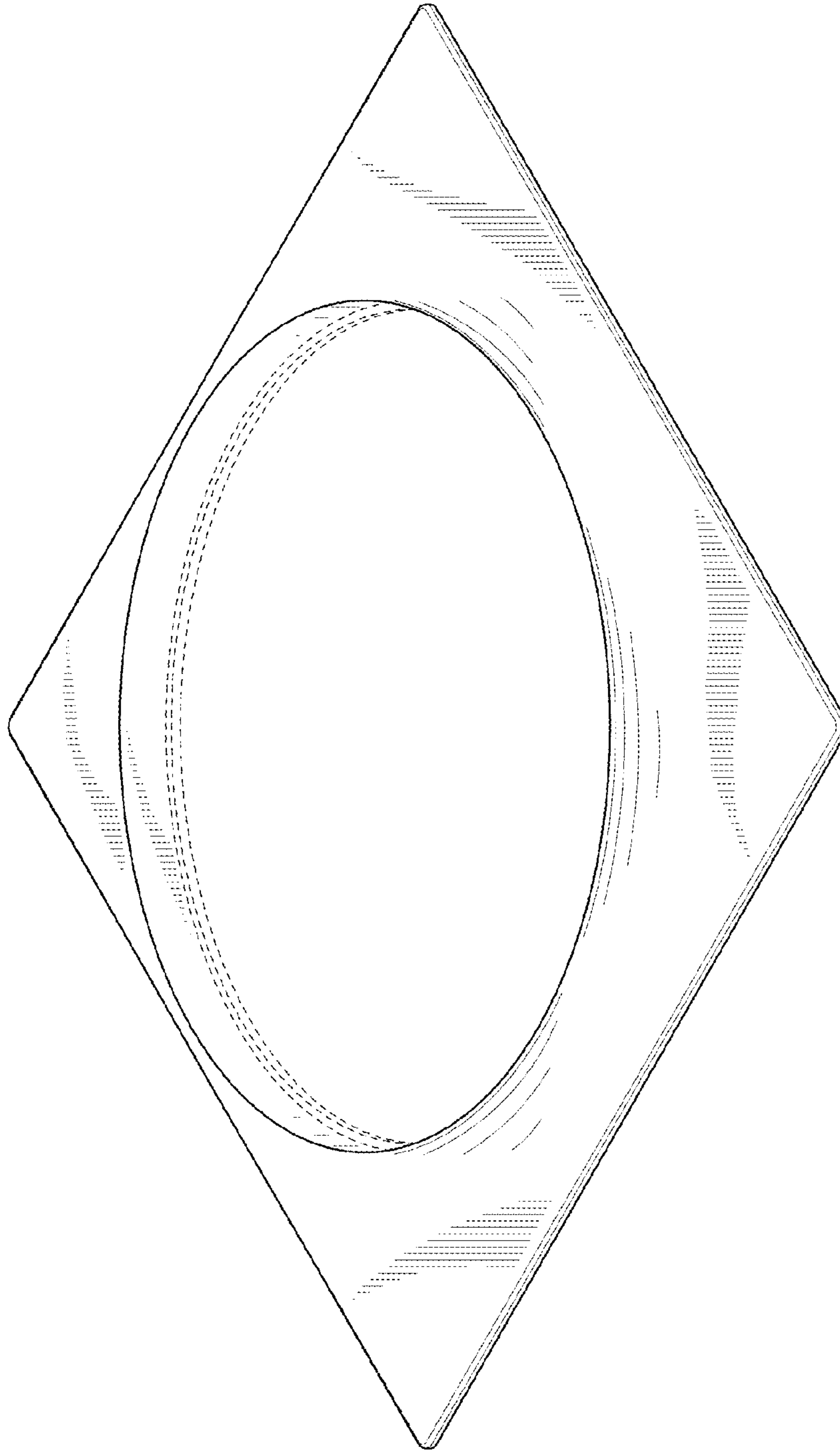


FIG. 1

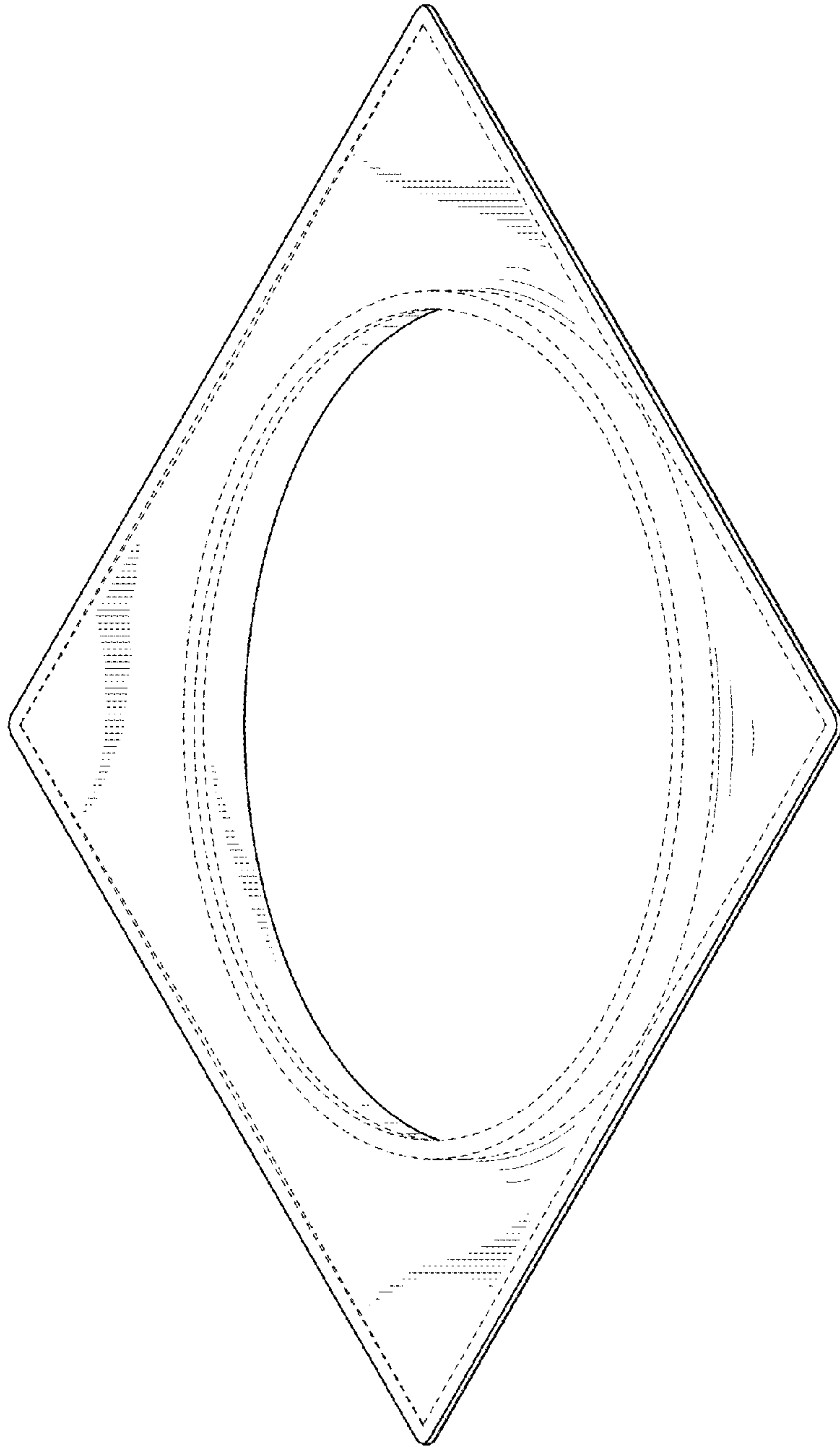


FIG. 2

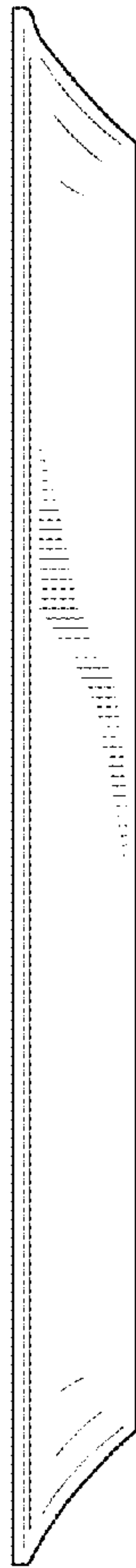


FIG. 3

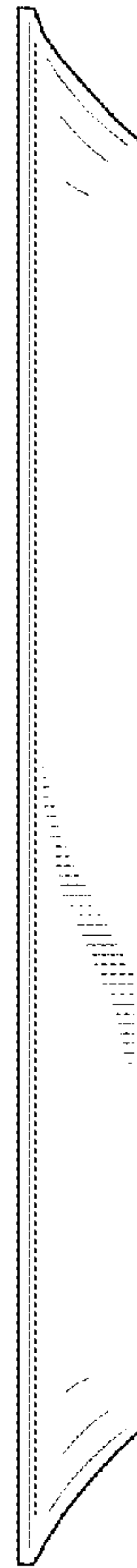


FIG. 4

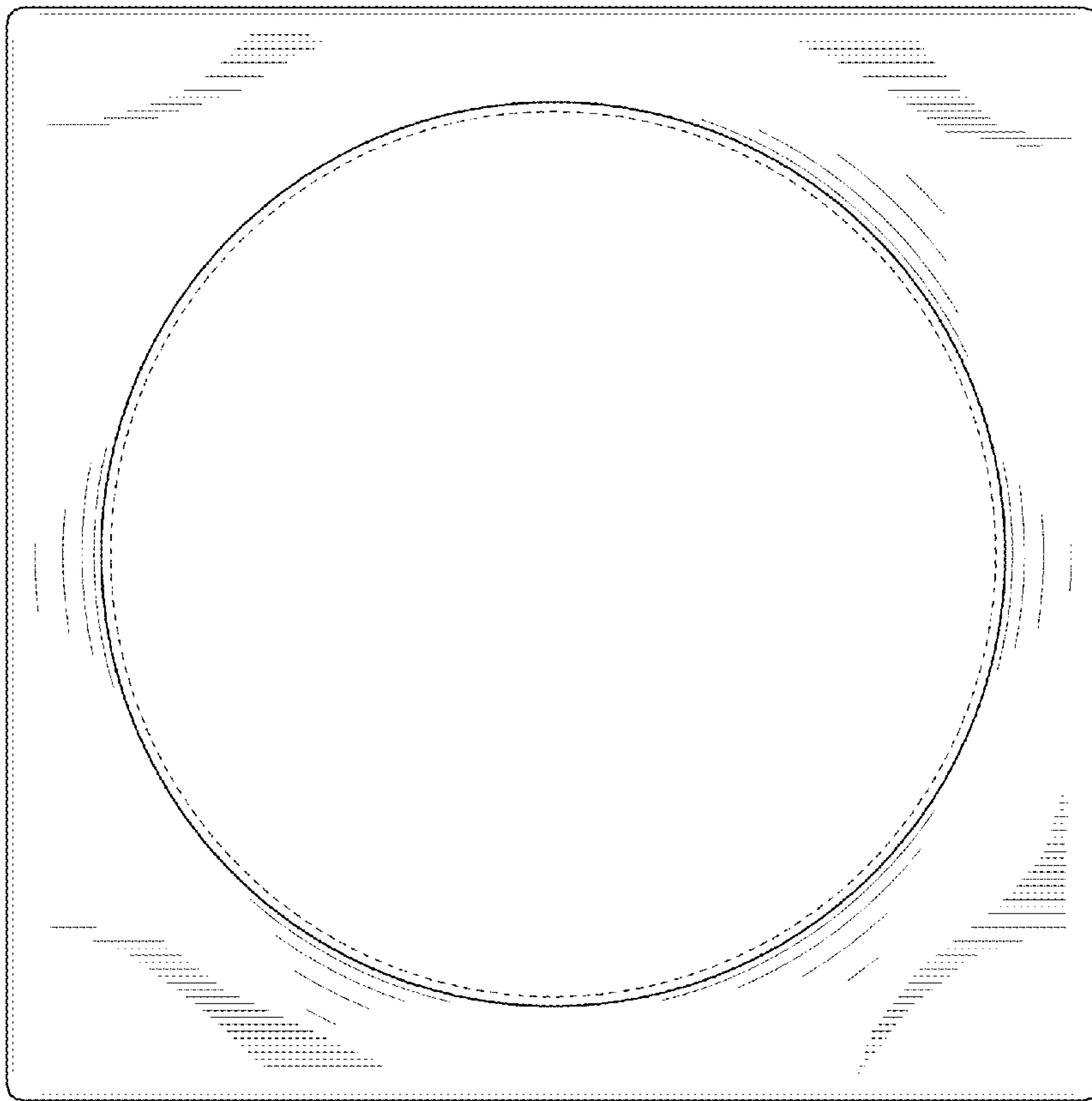


FIG. 5




FIG. 6

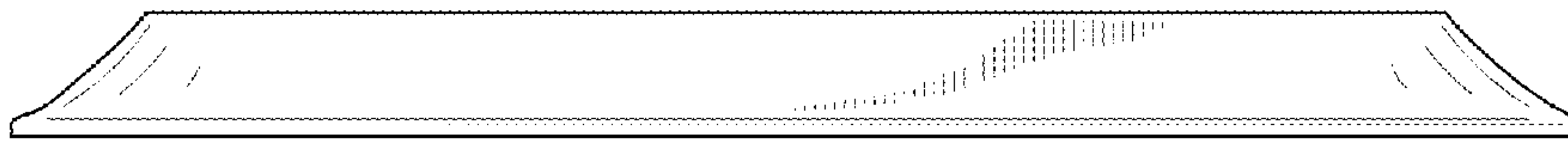


FIG. 8




FIG. 7