



US00D767799S

(12) **United States Design Patent** (10) **Patent No.:** **US D767,799 S**  
**Li** (45) **Date of Patent:** **\*\* Sep. 27, 2016**

(54) **TOP ELECTRONIC PILLAR CANDLE WITH A MATRIX FLAME**

(71) Applicant: **Xiaofeng Li**, Shenzhen (CN)

(72) Inventor: **Xiaofeng Li**, Shenzhen (CN)

(\*\*) Term: **14 Years**

(21) Appl. No.: **29/512,312**

(22) Filed: **Dec. 18, 2014**

(51) **LOC (10) Cl.** ..... **26-04**

(52) **U.S. Cl.**  
USPC ..... **D26/4**

(58) **Field of Classification Search**  
USPC ..... D26/1-5; 313/313, 315, 316, 317, 318,  
313/493; 315/52, 53, 56, 57, 58  
CPC ..... H01J 5/48; H01J 5/50; H01J 19/54;  
F21V 5/00  
See application file for complete search history.

(56) **References Cited**

**U.S. PATENT DOCUMENTS**

1,507,371	A	9/1924	Goodridge	
6,198,229	B1	3/2001	McCloud et al.	
D576,317	S *	9/2008	Jensen	D26/5
D589,176	S *	3/2009	Huang	D26/4
D599,491	S *	9/2009	Luo	D26/4
2005/0007779	A1	1/2005	Nozawa et al.	
2005/0169812	A1	8/2005	Helf et al.	
2005/0196716	A1	9/2005	Haab et al.	
2013/0163249	A1	6/2013	Miura	
2014/0211499	A1	7/2014	Fong et al.	
2014/0254148	A1	9/2014	Fournier	
2014/0268704	A1	9/2014	Yang	
2014/0313694	A1	10/2014	Patton et al.	
2015/0036348	A1	2/2015	Dong	

**OTHER PUBLICATIONS**

U.S. Appl. No. 29/512,019, filed Dec. 16, 2014, Li.

U.S. Appl. No. 29/512,307, filed Dec. 18, 2014, Li.  
U.S. Appl. No. 29/516,626, filed Feb. 4, 2015, Li.  
U.S. Appl. No. 29/516,629, filed Feb. 4, 2015, Li.  
U.S. Appl. No. 29/518,430, filed Feb. 24, 2015, Li.

\* cited by examiner

*Primary Examiner* — Marcus Jackson

(74) *Attorney, Agent, or Firm* — Perkins Coie LLP

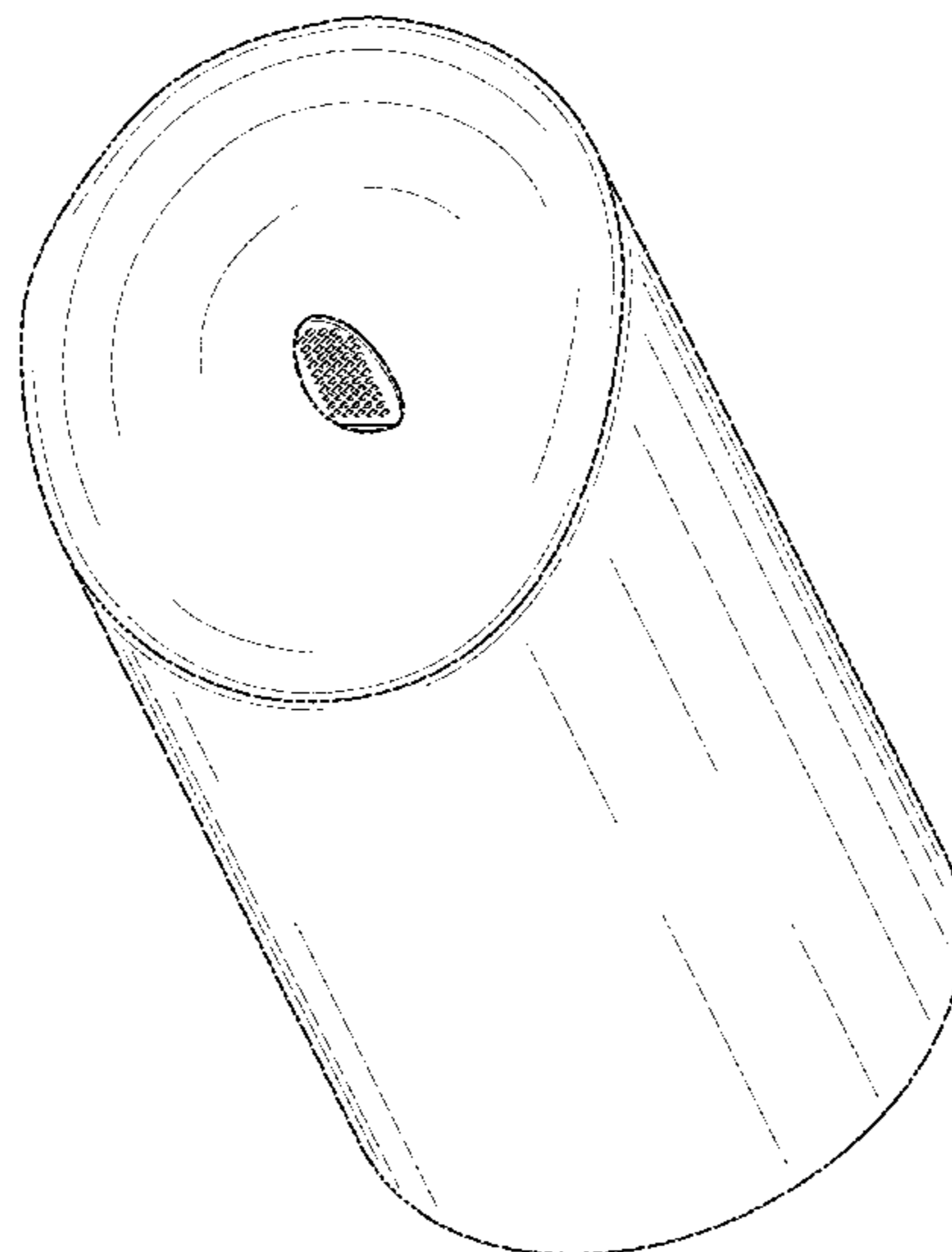
(57) **CLAIM**


The ornamental design for an top electronic pillar candle with a matrix flame, as shown and described.

**DESCRIPTION**

FIG. 1 is a front view of the top electronic pillar candle with a matrix flame of the present disclosure;  
FIG. 2 is a rear view of the top electronic pillar candle with a matrix flame of FIG. 1;  
FIG. 3 is a side view of the top electronic pillar candle with a matrix flame of FIG. 1;  
FIG. 4 is a top view of the top electronic pillar candle with a matrix flame of FIG. 1;  
FIG. 5 is bottom view of the top electronic pillar candle with a matrix flame FIG. 1;  
FIG. 6 is a perspective view of the top of the top electronic pillar candle with a matrix flame of FIG. 1;  
FIG. 7 is a perspective view of the bottom of the top electronic pillar candle with a matrix flame of FIG. 1;  
The broken lines of FIGS. 4-5, and 7 are provided for purposes of illustration and form no part of the claimed design of the present application. However, the broken lines are intended to provide explicit disclosure as to presently unclaimed portions of the design, and Applicant reserves the right to pursue and claim such other presently unclaimed portions in one or more continuation applications.

**1 Claim, 6 Drawing Sheets**





**Fig. 1**




Fig. 2

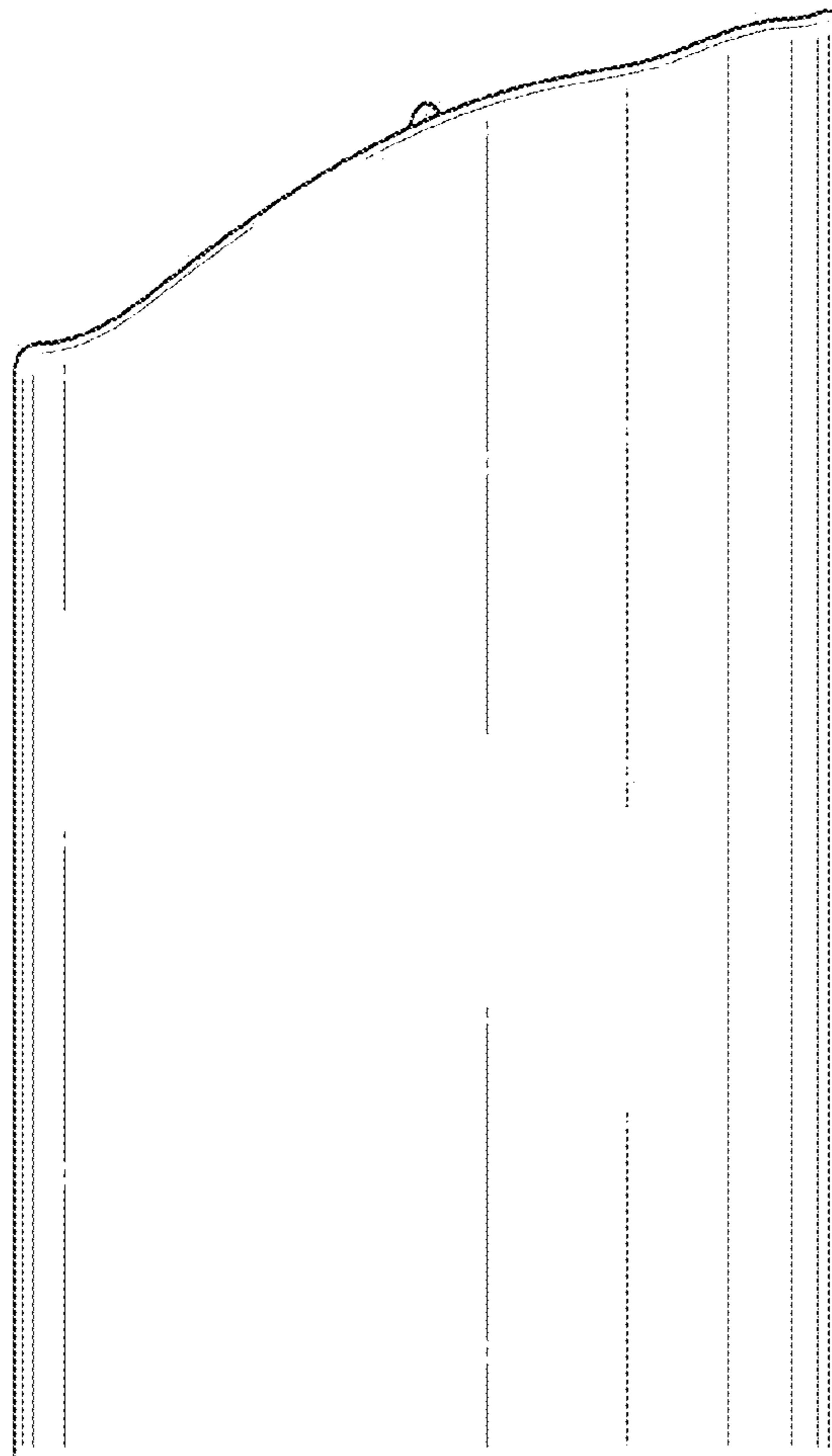
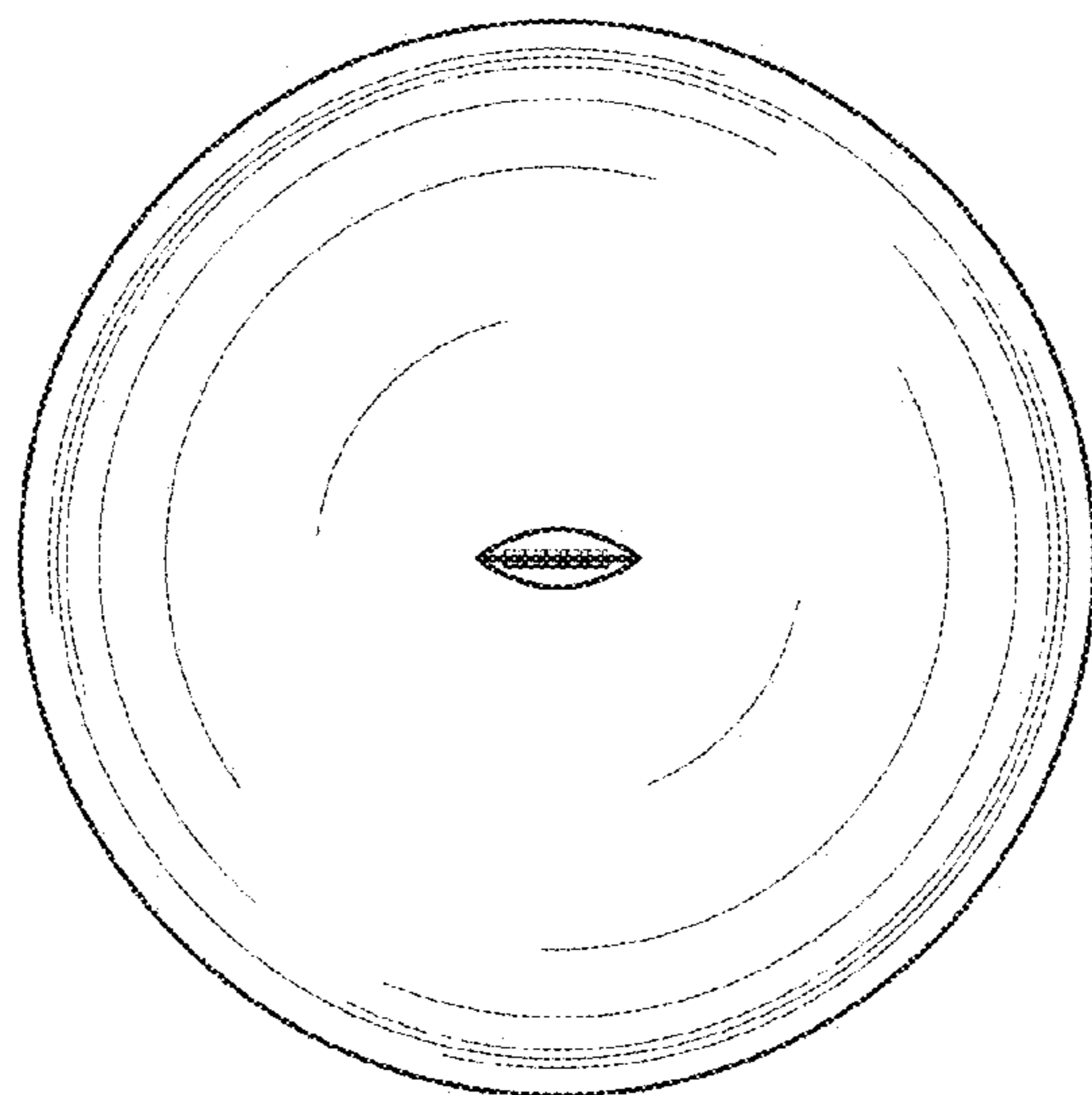
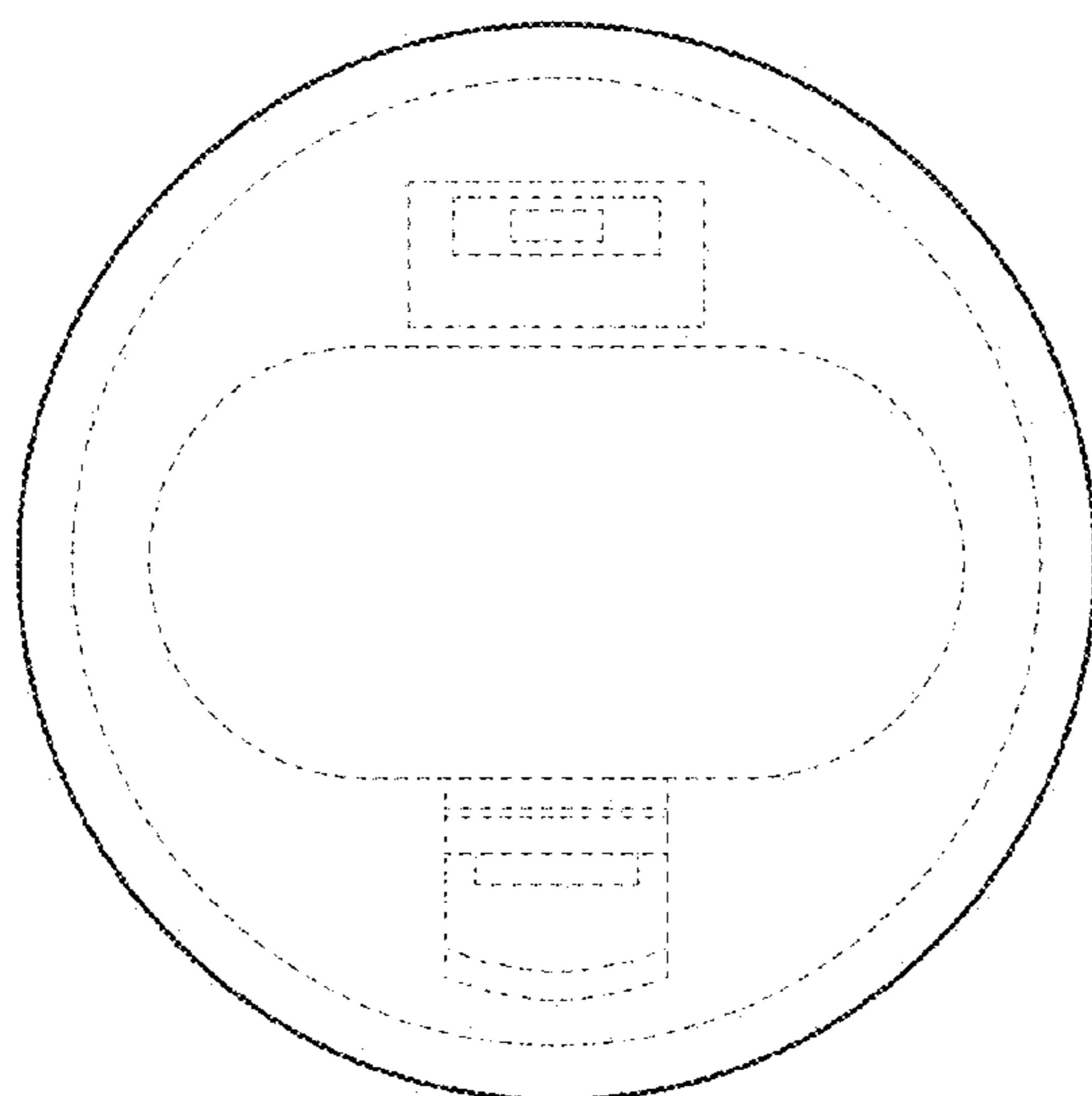


Fig. 3



**Fig. 4**



**Fig. 5**

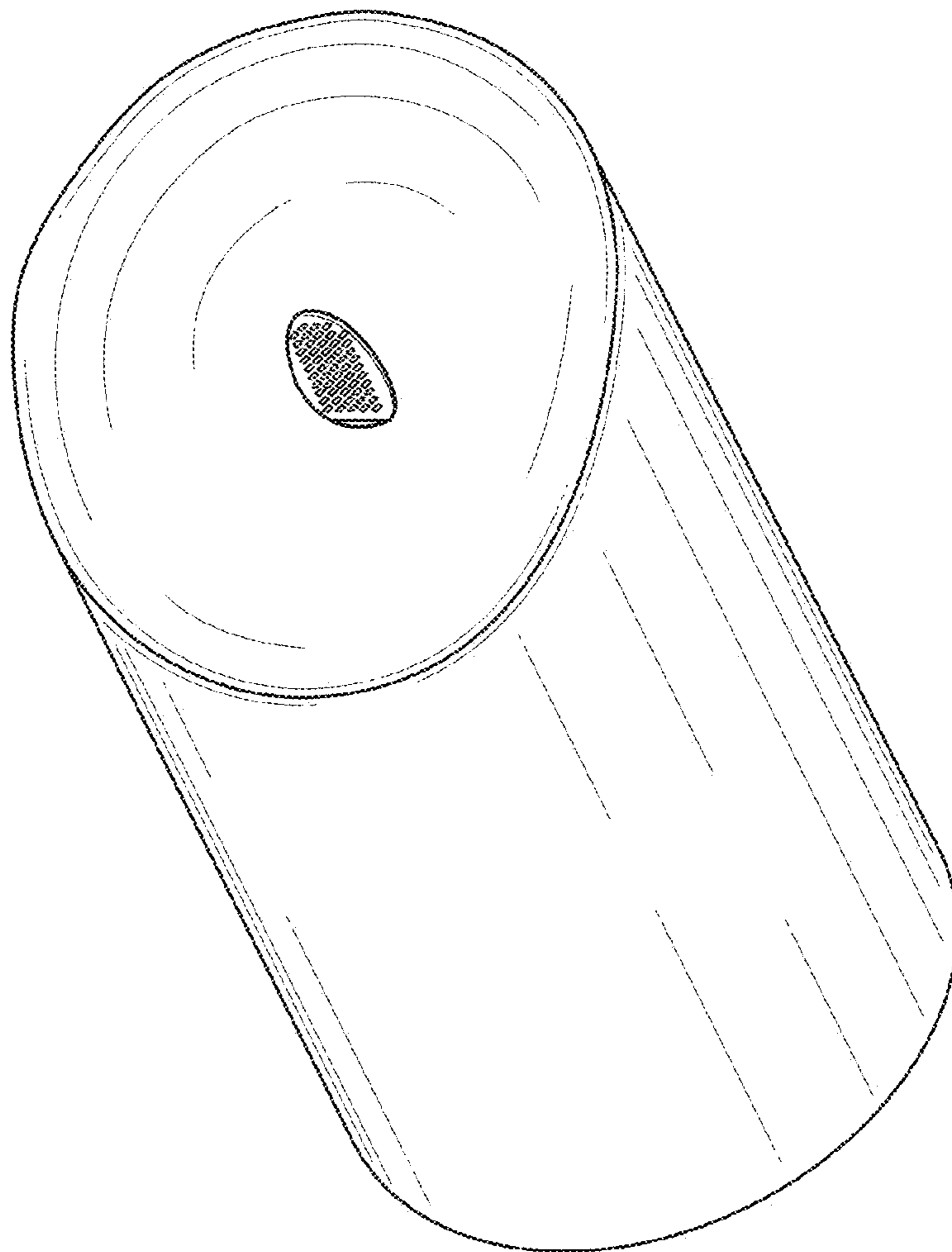


Fig. 6

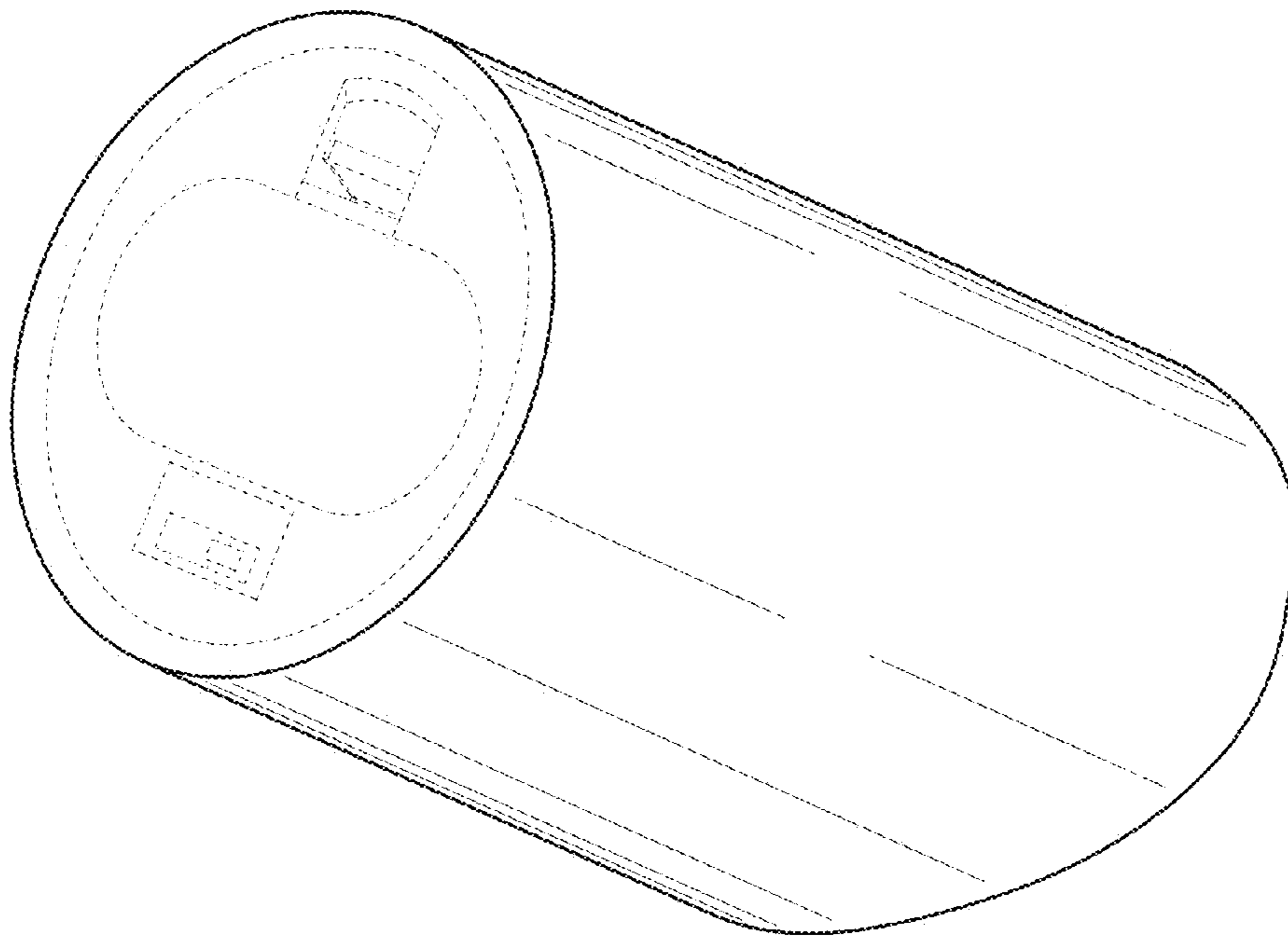


Fig. 7