



US00D767754S

(12) **United States Design Patent**
Danford

(10) **Patent No.:** **US D767,754 S**

(45) **Date of Patent:** **** Sep. 27, 2016**

(54) **RESISTANCE AND FILTRATION BREATHING DEVICE**

(71) Applicant: **TrainingMask L.L.C.**, Cadillac, MI (US)

(72) Inventor: **Casey Danford**, Cadillac, MI (US)

(73) Assignee: **TrainingMask, LLC**, Cadillac, MI (US)

(**) Term: **15 Years**

(21) Appl. No.: **29/544,300**

(22) Filed: **Nov. 2, 2015**

(51) **LOC (10) Cl.** **29-02**

(52) **U.S. Cl.**
USPC **D24/110.1**

(58) **Field of Classification Search**
USPC D24/107-108, 110-110.5, 127, 164;
D29/108
CPC .. A62B 18/02; A62B 18/025; A62B 23/025;
A62B 7/10; A62B 9/02; A63B 23/18
See application file for complete search history.

(56) **References Cited**

U.S. PATENT DOCUMENTS

938,247 A	10/1909	Kuhn	
3,097,642 A	7/1963	Russell	
3,633,575 A	1/1972	Brumfield	
3,850,171 A	11/1974	Ball et al.	
4,064,876 A	12/1977	Mulchi	
4,221,381 A	9/1980	Ericson	
4,300,240 A *	11/1981	Edwards A41D 13/1161 2/206
4,549,543 A	10/1985	Moon	
4,601,465 A	7/1986	Roy	
4,739,987 A	4/1988	Nicholson	
4,770,413 A	9/1988	Green	
4,961,420 A	10/1990	Cappa et al.	
4,973,047 A	11/1990	Norell	
5,117,821 A	6/1992	White	

5,167,819 A	12/1992	Iana et al.	
D340,317 S *	10/1993	Cole D24/110.1
D369,442 S *	4/1996	Jones D2/500
D380,545 S *	7/1997	Nozaki D24/110.1
5,697,105 A	12/1997	White	
5,799,652 A	9/1998	Kotliar	

(Continued)

FOREIGN PATENT DOCUMENTS

CN	3416108	12/2004
CN	3525464	4/2006

(Continued)

OTHER PUBLICATIONS

Utility U.S. Appl. No. 14/536,794, filed Nov. 10, 2014, entitled "Scent Suppression Mask" (23 pages).

(Continued)

Primary Examiner — Barbara Fox
Assistant Examiner — Lilyana Bekic
(74) *Attorney, Agent, or Firm* — Greenburg Traurig, LLP

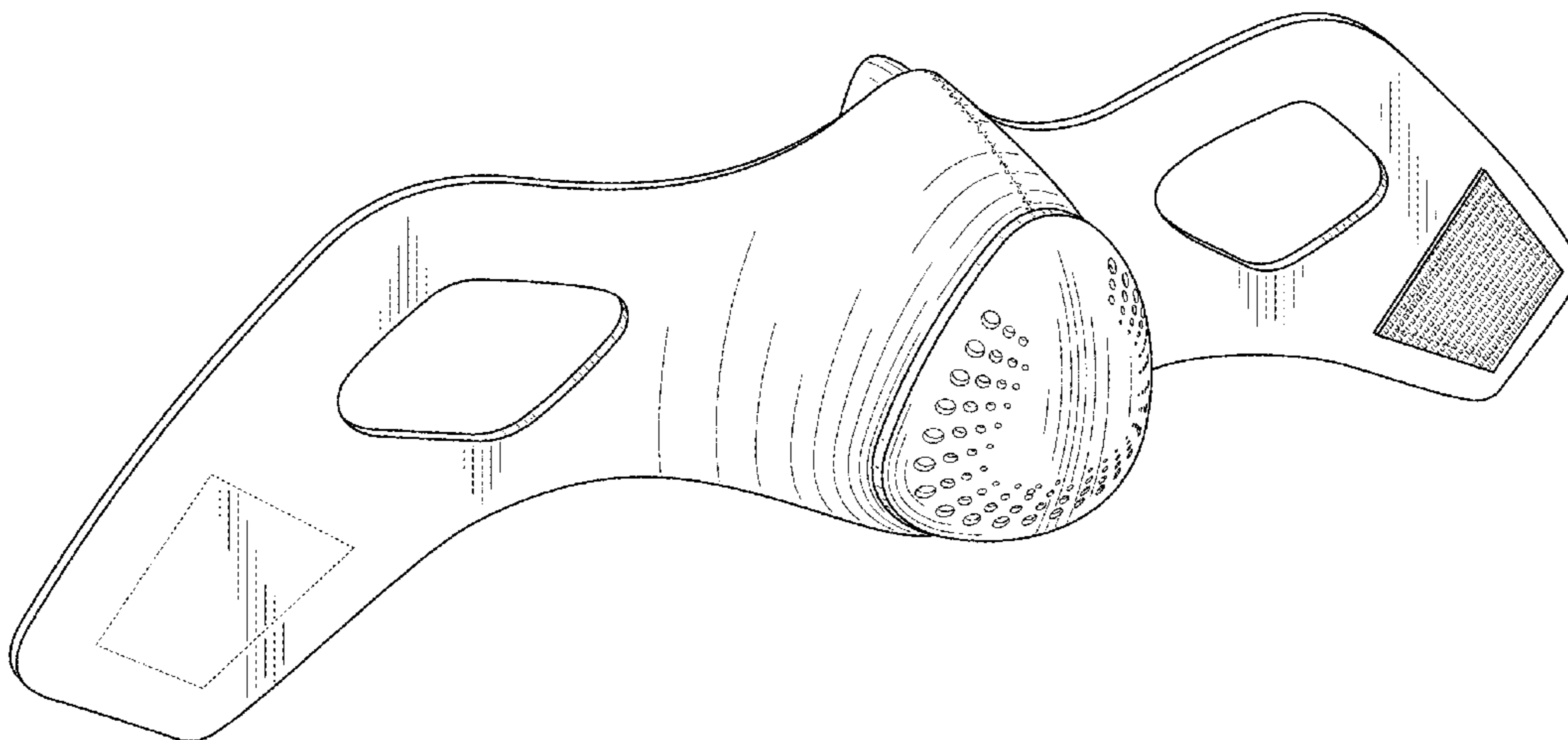
(57) **CLAIM**

An ornamental design for a resistance and filtration breathing device, as shown and described.

DESCRIPTION

FIG. 1 is a top perspective view of a resistance breathing device showing my new design; FIG. 2 is a front elevational view thereof; FIG. 3 is a rear elevational view thereof; FIG. 4 is a left side elevational view thereof; FIG. 5 is right side elevational view thereof; FIG. 6 is a top plan view thereof; and, FIG. 7 is a bottom plan view thereof. The broken lines in the drawings illustrate stitching on the resistance and filtration breathing device that form part of the claimed design.

1 Claim, 5 Drawing Sheets



(56)

References Cited

U.S. PATENT DOCUMENTS

5,848,589 A 12/1998 Welnetz
 5,850,833 A 12/1998 Kotliar
 5,884,336 A * 3/1999 Stout A62B 9/003
 128/205.27
 5,924,419 A 7/1999 Kotliar
 5,964,222 A 10/1999 Kotliar
 D434,879 S * 12/2000 Cole D29/108
 D440,302 S * 4/2001 Wolfe D24/110.1
 6,471,621 B2 10/2002 Hörstel et al.
 6,508,850 B1 1/2003 Kotliar
 6,554,746 B1 4/2003 McConnell et al.
 6,606,751 B1 8/2003 Kalhok et al.
 6,644,308 B2 11/2003 Kalhok et al.
 7,523,755 B2 4/2009 Richardson et al.
 D636,128 S * 4/2011 Hancock D29/108
 7,931,733 B2 4/2011 Kotliar
 D645,956 S 9/2011 Grimsley
 D666,364 S * 8/2012 Votel D29/108
 D670,037 S * 10/2012 Chen D29/108
 8,365,734 B1 2/2013 Lehman
 D681,881 S * 5/2013 Pong D29/108
 8,590,533 B2 11/2013 Danford
 D694,875 S 12/2013 D'Souza et al.
 9,067,086 B2 6/2015 Danford
 2001/0007651 A1 7/2001 Fust
 2001/0029750 A1 10/2001 Kotliar
 2002/0023762 A1 2/2002 Kotliar
 2002/0100893 A1 8/2002 Schultz
 2002/0162556 A1 * 11/2002 Smith A61B 5/087
 128/207.12
 2004/0118405 A1 * 6/2004 Amante A41D 13/1161
 128/206.19
 2004/0146842 A1 7/2004 Carlucci et al.
 2004/0226563 A1 11/2004 Xu et al.
 2005/0172968 A1 * 8/2005 Hishida A62B 23/025
 128/206.19
 2008/0178884 A1 7/2008 Gerson et al.
 2008/0202774 A1 8/2008 Kotliar
 2008/0210240 A1 9/2008 Kotliar
 2009/0320848 A1 12/2009 Steindorf et al.
 2010/0024826 A1 * 2/2010 Sullivan, Jr. A41D 13/1146
 128/207.11
 2010/0101584 A1 * 4/2010 Bledstein A62B 23/025
 128/863
 2011/0203593 A1 * 8/2011 Ishigami B03C 3/30
 128/206.13

2011/0212811 A1 9/2011 Rutten
 2012/0167891 A1 * 7/2012 Smaller A41D 13/11
 128/206.19
 2012/0180800 A1 * 7/2012 Shibata A41D 13/113
 128/863
 2012/0247474 A1 * 10/2012 Torbenson A62B 18/02
 128/206.15
 2013/0319420 A1 12/2013 Danford
 2014/0202469 A1 * 7/2014 Smaller A62B 18/025
 128/863
 2014/0224261 A1 * 8/2014 Tsuei A41D 13/1115
 128/863
 2014/0261428 A1 * 9/2014 Chen A62B 18/006
 128/205.12
 2015/0173436 A1 * 6/2015 Tsuei A62B 7/10
 2/424
 2016/0089553 A1 3/2016 Dickstein et al.

FOREIGN PATENT DOCUMENTS

CN 300733965 1/2008
 CN 302560932 S 9/2013
 CN 303312122 S 7/2015
 EP 2 425 875 A1 3/2012
 KR 30-0514514 12/2008
 KR 30-0586700 1/2011
 KR 30-0778665 1/2015
 WO 00/04957 A1 2/2000
 WO 2010/127161 A2 11/2010
 WO 2010/127161 A3 11/2010

OTHER PUBLICATIONS

Utility U.S. Appl. No. 14/535,641, filed Nov. 7, 2014, entitled "Breathing Mask With Variable Airflow Resistance Insert" (28 pages).
 Utility U.S. Appl. No. 14/951,837, filed Nov. 25, 2015, entitled "Resistance and Filtration Breathing Device" (42 pages).
 Design U.S. Appl. No. 29/544,580, filed Nov. 4, 2015, entitled "Resistance Breathing Device" (7 pages).
 International Search Report and Written Opinion dated Dec. 7, 2015, issued in International (PCT) Patent Application No. PCT/US2015/051364, filed Sep. 22, 2015 (15 pages).
 Design Patent Right Evaluation Report dated Mar. 21, 2016, issued by the State Intellectual Property Office of China in Patent No. ZL201530349470.4 and English-language translation (31 pages).

* cited by examiner

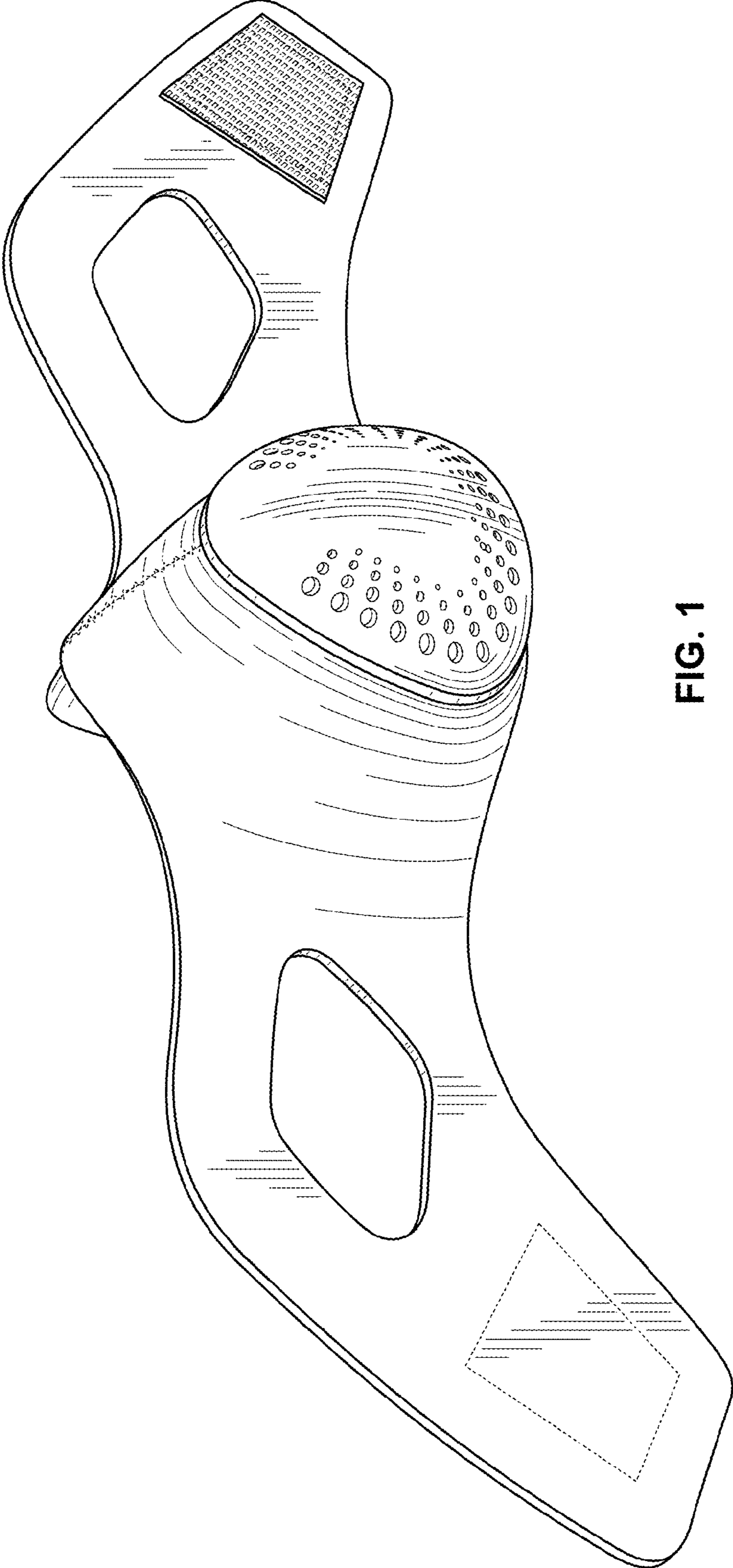


FIG. 1

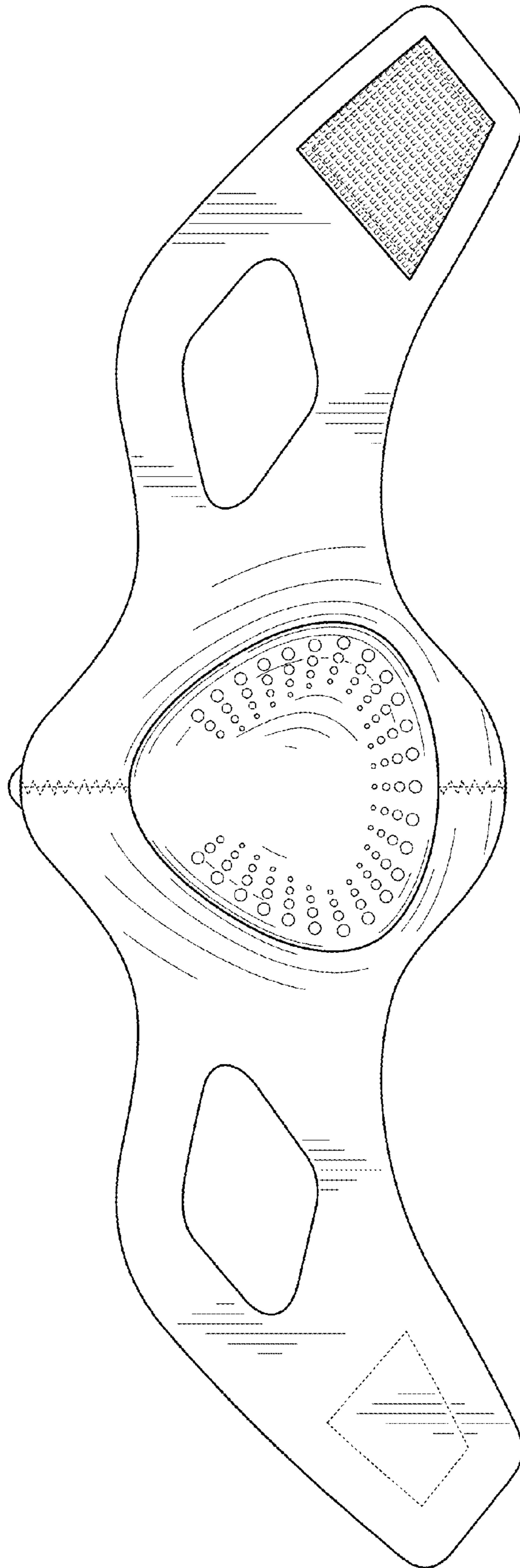


FIG. 2

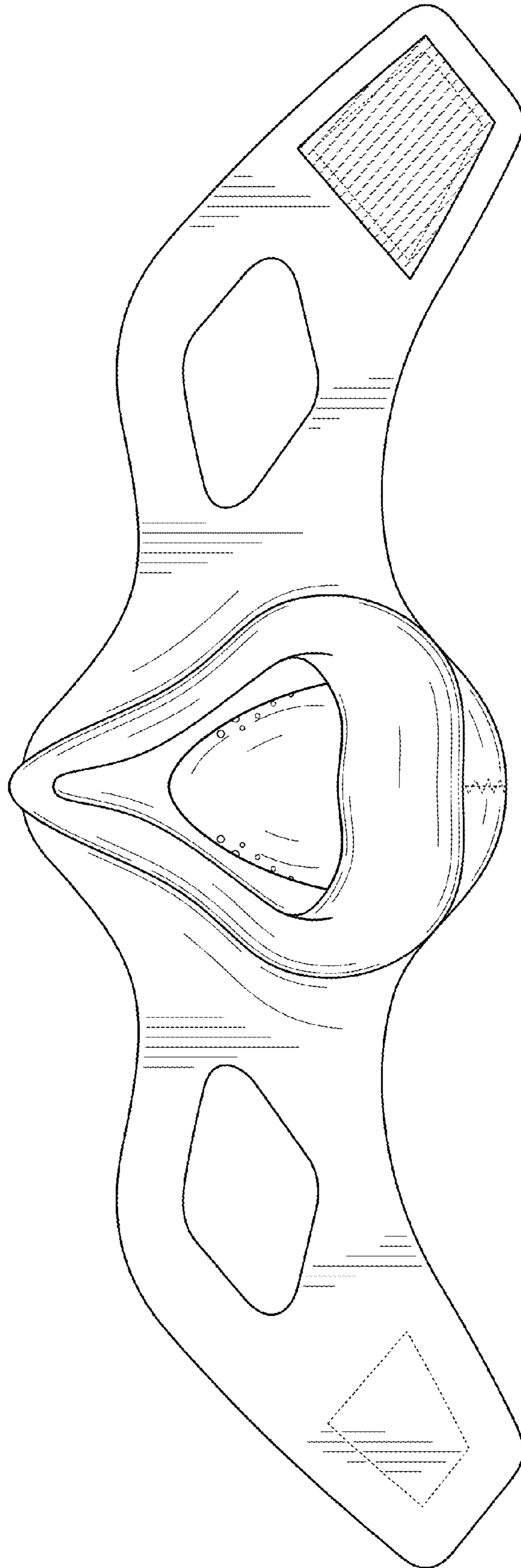


FIG. 3

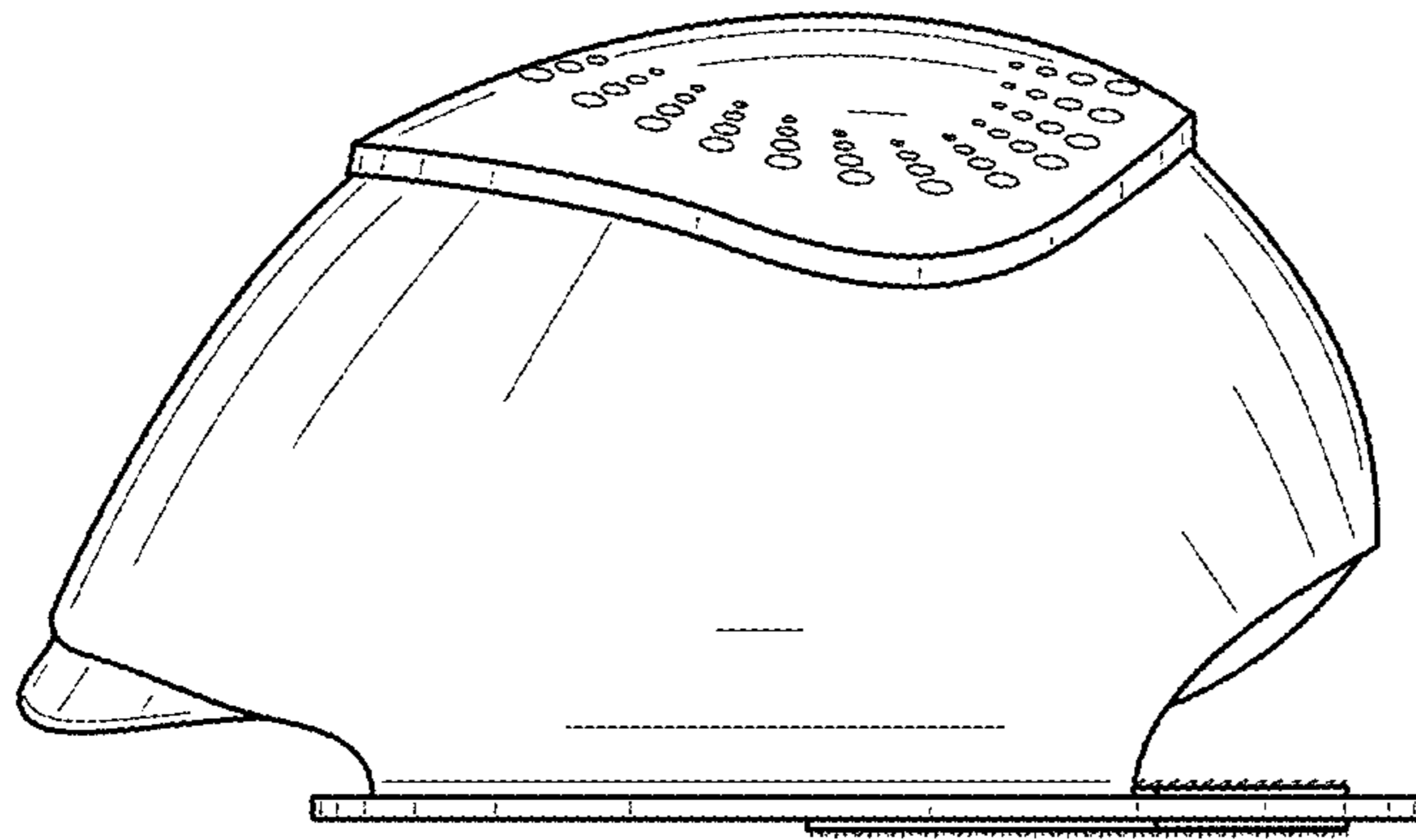


FIG. 5

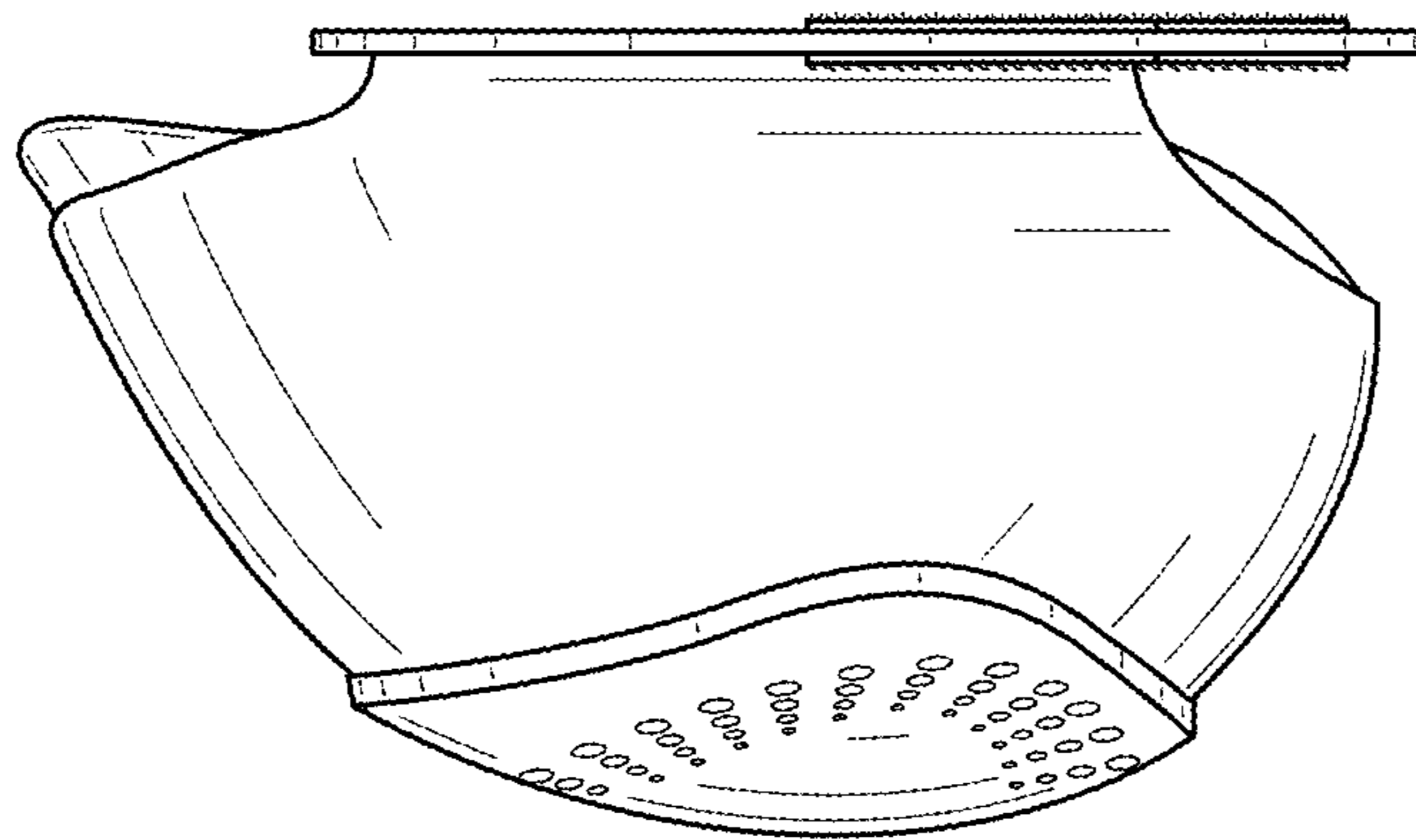


FIG. 4

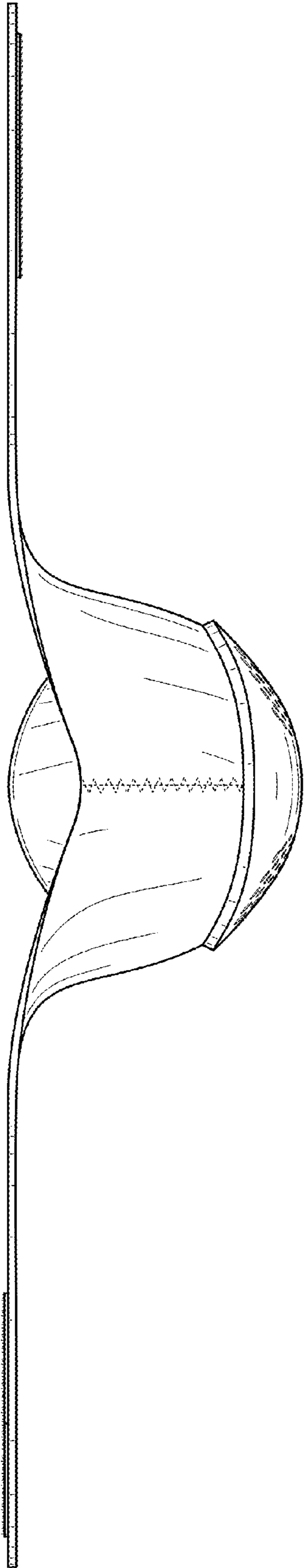


FIG. 6

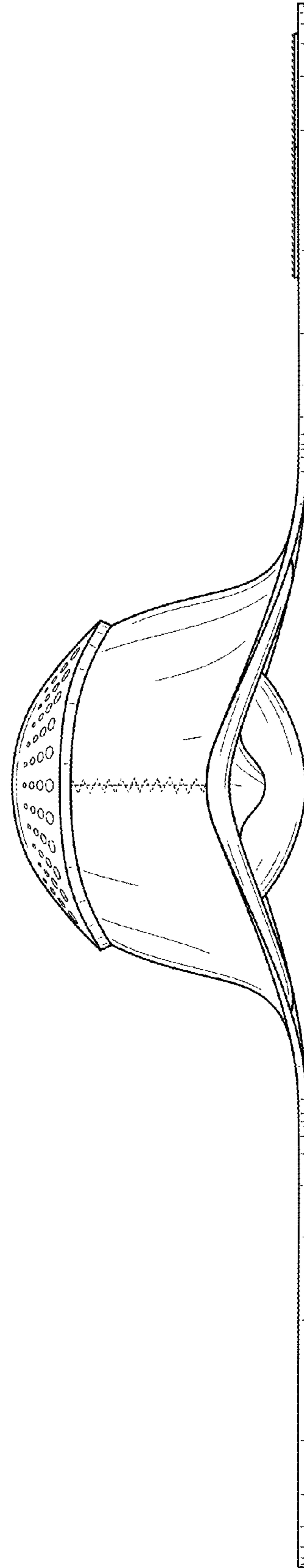


FIG. 7