



US00D767749S

(12) **United States Design Patent**
Nakai et al.

(10) **Patent No.:** **US D767,749 S**

(45) **Date of Patent:** **** Sep. 27, 2016**

(54) **AIR CONDITIONER**

(71) Applicant: **MITSUBISHI ELECTRIC CORPORATION**, Tokyo (JP)

(72) Inventors: **So Nakai**, Tokyo (JP); **Takayuki Nishiguchi**, Tokyo (JP); **Takahiro Yamaguchi**, Tokyo (JP); **Jangryul Rim**, Tokyo (JP)

(73) Assignee: **Mitsubishi Electric Corporation**, Tokyo (JP)

(**) Term: **14 Years**

(21) Appl. No.: **29/508,898**

(22) Filed: **Nov. 12, 2014**

(30) **Foreign Application Priority Data**

Jun. 18, 2014 (JP) 2014-013232

(51) **LOC (10) Cl.** **23-04**

(52) **U.S. Cl.**
USPC **D23/388**

(58) **Field of Classification Search**
USPC D23/324–327, 332–334, 342–344,
D23/351–354, 370, 385, 387, 388; 165/121;
454/284; 62/259.1, 298, 407; D14/214,
D14/219, 225; D26/74, 120; D6/309
CPC F24F 1/00; F24F 1/27; F24F 2001/0037;
F24F 2001/004; F24F 2001/0048
See application file for complete search history.

(56) **References Cited**

U.S. PATENT DOCUMENTS

D538,422 S * 3/2007 Hooijmaaijers D23/387
D557,781 S * 12/2007 Kim D23/351
D560,786 S * 1/2008 Yoo D23/351
D580,542 S * 11/2008 Miyake D23/385

D606,641 S * 12/2009 Kim D23/351
D664,369 S * 7/2012 Duma D6/309
D679,046 S * 3/2013 Hoshino D26/120
D706,404 S * 6/2014 Tsuji D23/351
D709,170 S * 7/2014 Tsuji D23/351
D720,443 S * 12/2014 Kosuge D23/351

* cited by examiner

Primary Examiner — Manpreet Matharu

Assistant Examiner — Keith Wilson

(74) *Attorney, Agent, or Firm* — Studebaker & Brackett PC

(57) **CLAIM**

The ornamental design for an air conditioner, as shown and described.

DESCRIPTION

FIG. 1 is a perspective view of air conditioner showing our new design;

FIG. 2 is a front view thereof;

FIG. 3 is a rear view thereof;

FIG. 4 is a right side view thereof, a left side view being a mirror image; and,

FIG. 5 is a top view thereof, a bottom view being a mirror image.

The broken lines shown represent unclaimed subject matter of an air conditioner and form no part of the claimed design.

The dot and dashed lines mean a boundary between the claimed portion and the non-claimed portion.

1 Claim, 5 Drawing Sheets

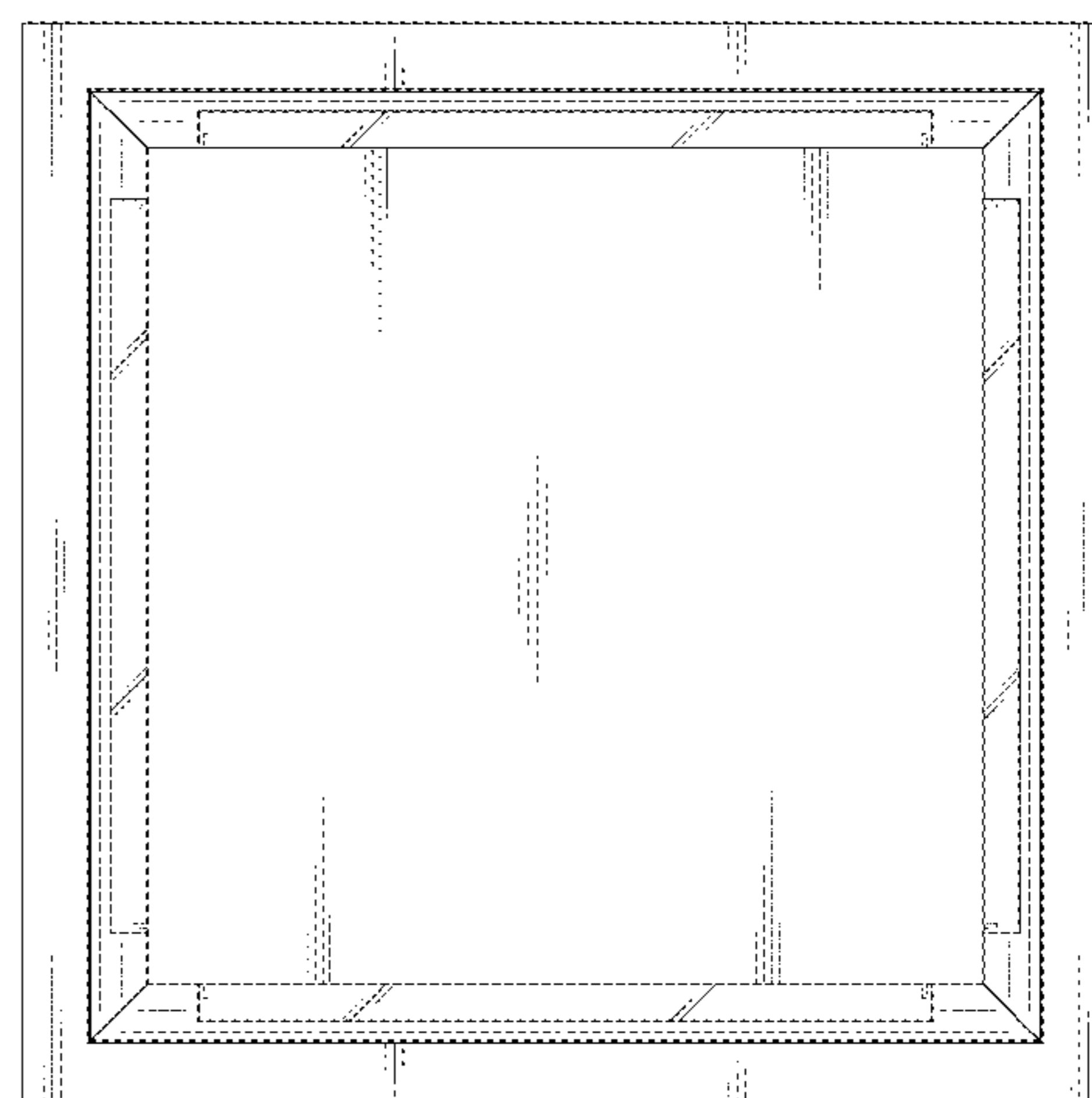
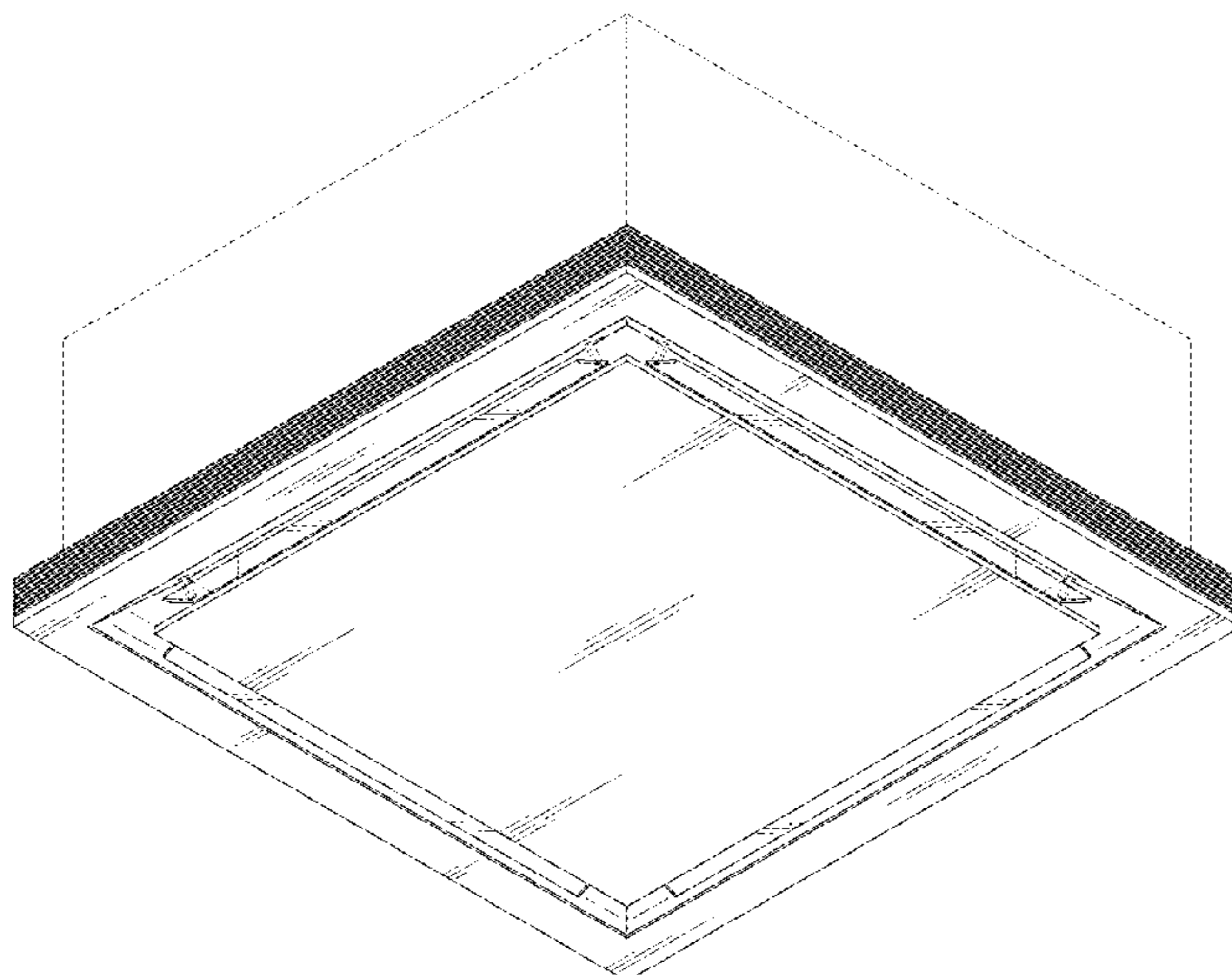


Fig. 1

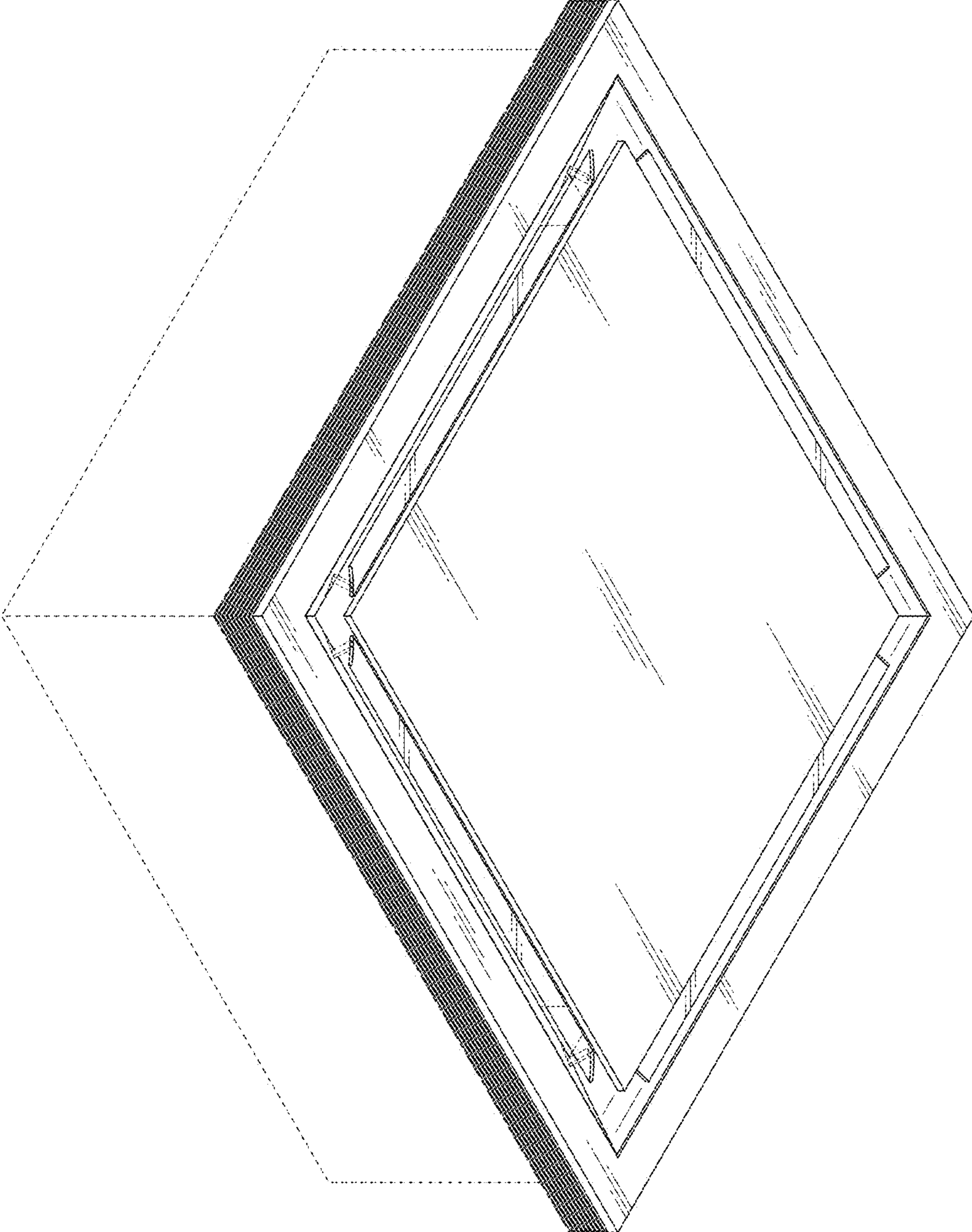


Fig. 2

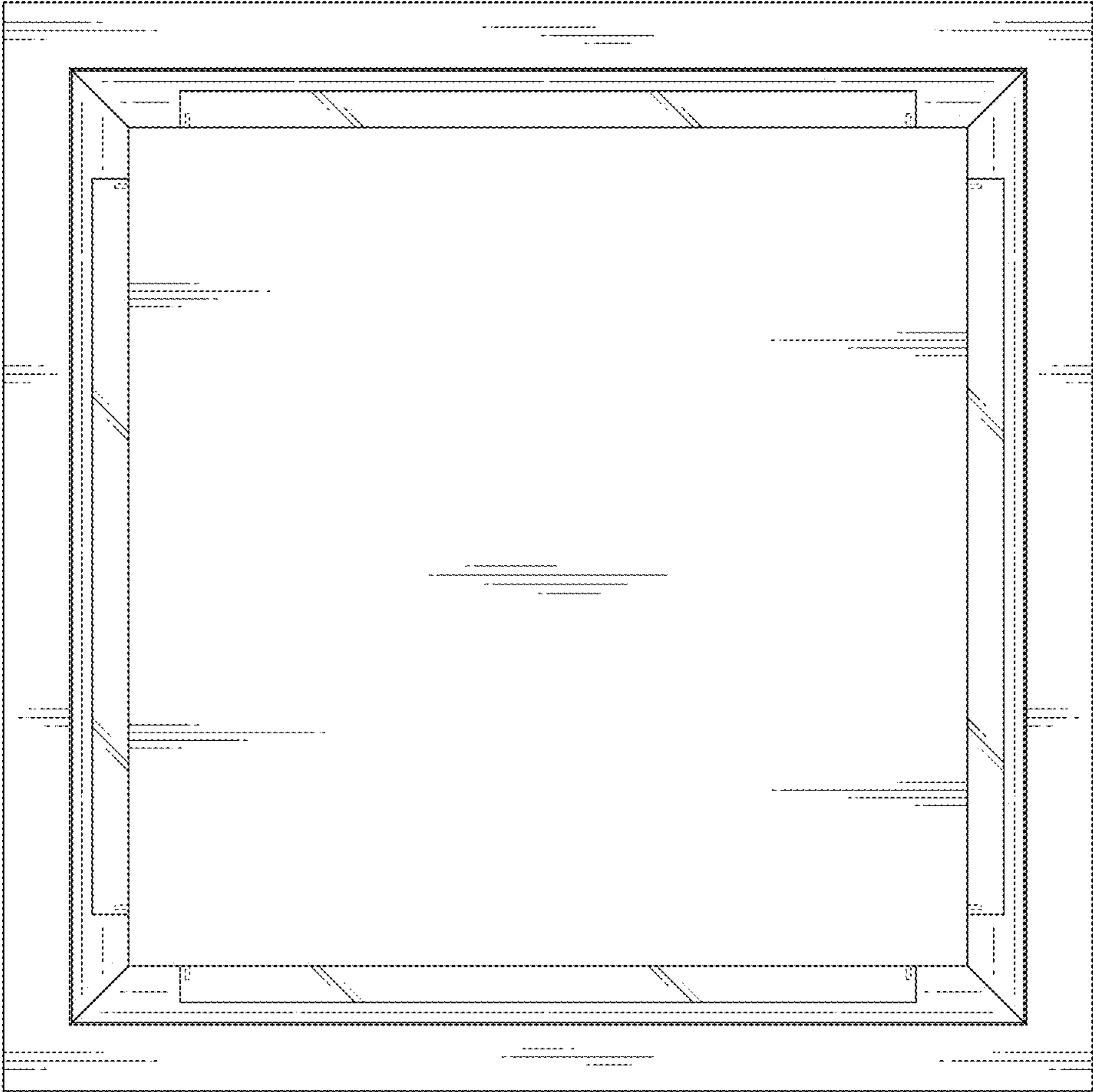


Fig. 3




Fig. 4

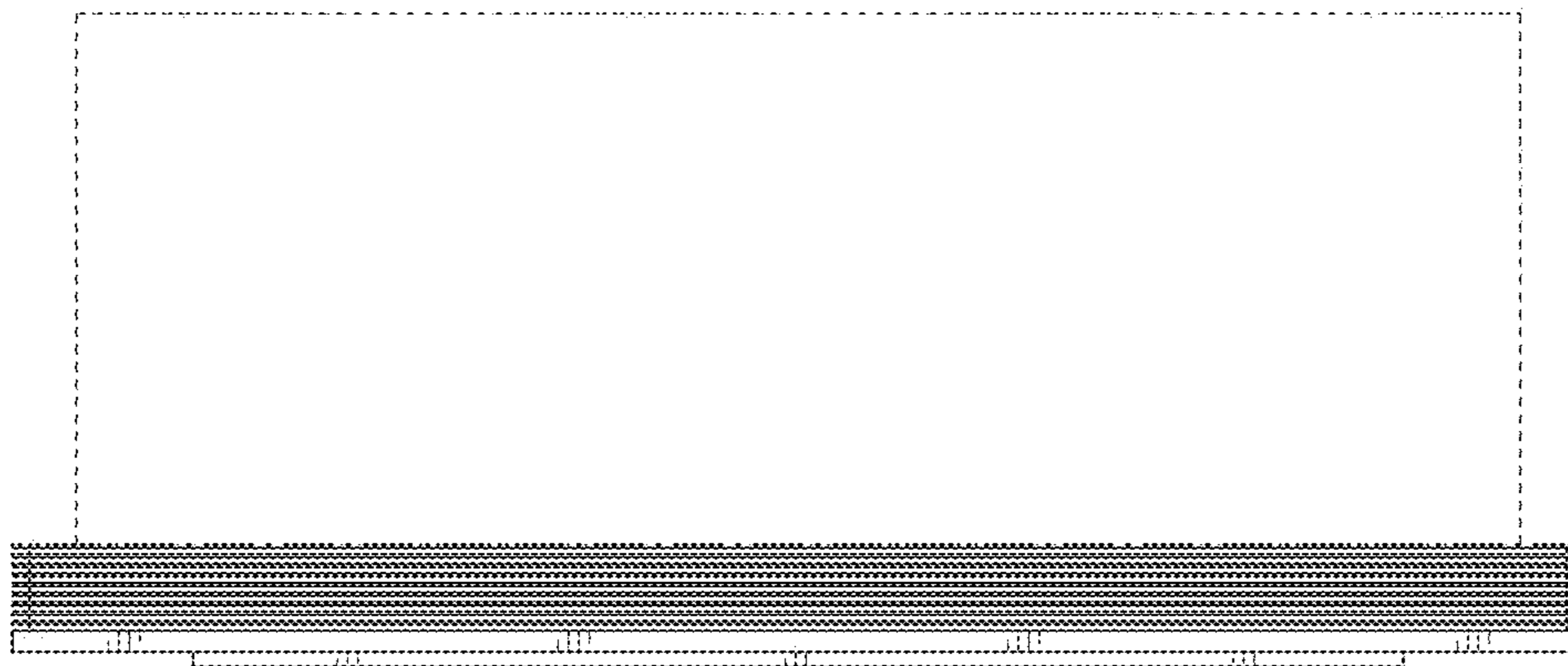


Fig. 5

