

US00D767719S

(12) **United States Design Patent** (10) **Patent No.:** **US D767,719 S**
Henshaw et al. (45) **Date of Patent:** **** Sep. 27, 2016**

- (54) **BOTTLE WITH SPRAYER**
- (71) Applicant: **BAYER CROPSCIENCE LP**,
Research Triangle Park, NC (US)
- (72) Inventors: **Valerie M. Henshaw**, Cary, NC (US);
Jonathan Abarbanel, Los Angeles, CA
(US); **Kenneth Krause**, Wake Forest,
NC (US)
- (73) Assignee: **BAYER CROPSCIENCE LP**,
Research Triangle Park, NC (US)
- (**) Term: **15 Years**
- (21) Appl. No.: **29/535,272**
- (22) Filed: **Aug. 5, 2015**
- (51) **LOC (10) Cl.** **23-01**
- (52) **U.S. Cl.**
USPC **D23/225**; D9/719; D9/528
- (58) **Field of Classification Search**
USPC D9/516, 517, 523, 528, 530, 531, 534,
D9/538, 541, 550, 560, 563, 572, 682, 715,
D9/719, 737, 738, 740; D8/2; D23/202,
D23/212-214, 223-226
CPC B65D 23/12; B65D 51/28; B65D
2501/0063
See application file for complete search history.

D490,319 S *	5/2004	Wiper	D9/528
D514,941 S *	2/2006	Darr	D9/523
D542,373 S *	5/2007	Cooper	D23/225
RE39,718 E *	7/2007	Mayne	D9/528
D592,730 S *	5/2009	Restive	D23/213
D629,694 S *	12/2010	Heisner	D9/528
D635,034 S *	3/2011	Burgeson	D9/566
D639,389 S *	6/2011	Plantz	D23/225
D653,305 S *	1/2012	Hudson	D23/225
D670,982 S	11/2012	Goodwin et al.		
D692,775 S *	11/2013	Burgeson	D9/448
D692,776 S *	11/2013	Burgeson	D9/448
D696,589 S *	12/2013	Soller	D9/528
D713,501 S *	9/2014	Nicolia	D23/225
D736,577 S *	8/2015	Goodwin	D23/223
D743,505 S *	11/2015	Clarey	D23/225
2007/0068897 A1 *	3/2007	Miller	B65D 23/102 215/398
2012/0223160 A1	9/2012	Goodwin et al.		
2015/0239728 A1 *	8/2015	Hayward	B67D 7/40 222/538

* cited by examiner

Primary Examiner — Ian Simmons

Assistant Examiner — Keith Frank

(74) *Attorney, Agent, or Firm* — McBee Moore Woodward Vanik IP, LLC

(57) **CLAIM**

The ornamental design for a bottle with sprayer, as shown and described.

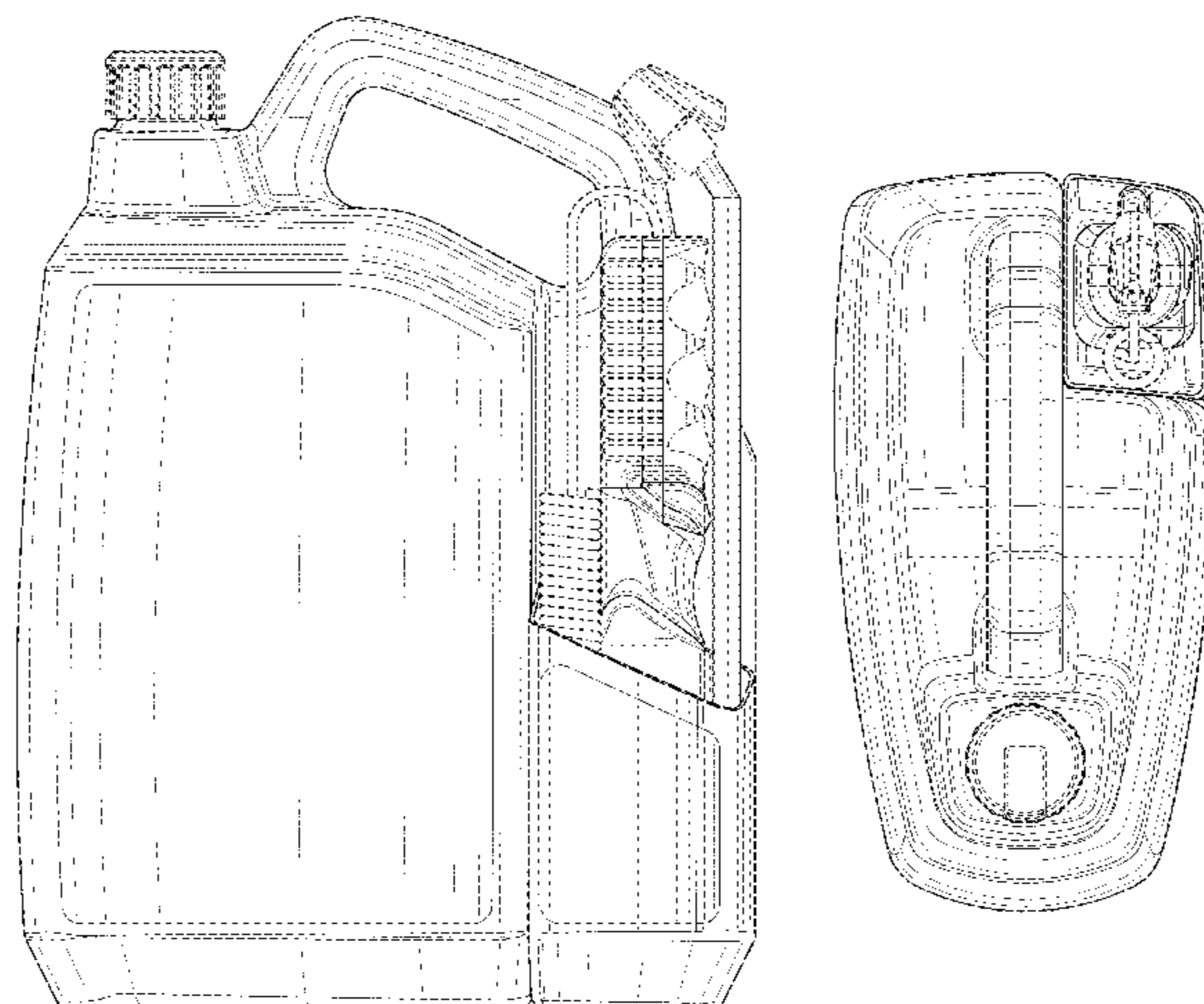
DESCRIPTION

FIG. 1 is a front perspective view of the bottle with sprayer, showing the new design;
 FIG. 2 is a front elevational view thereof;
 FIG. 3 is a rear elevational view thereof;
 FIG. 4 is a side elevational view thereof;
 FIG. 5 is another side elevational view thereof;
 FIG. 6 is a top plan view thereof; and,
 FIG. 7 is a bottom plan view thereof.
 The broken lines are included for the purpose of illustrating unclaimed portions of the bottle with sprayer and form no part of the claimed design.

1 Claim, 7 Drawing Sheets

(56) **References Cited**
U.S. PATENT DOCUMENTS

4,925,105 A *	5/1990	Lin	B05B 9/0861 222/175
4,950,083 A *	8/1990	Bavaveas	B65D 21/0237 206/219
5,123,460 A *	6/1992	Reed	B65D 1/20 141/320
5,469,993 A *	11/1995	Hauf	B05B 9/0426 222/383.3
D366,926 S *	2/1996	McGinnity	D23/213
D380,148 S *	6/1997	Hauf	D9/528
D418,201 S *	12/1999	Shanklin	D23/225
D471,109 S *	3/2003	Beaver	D9/528



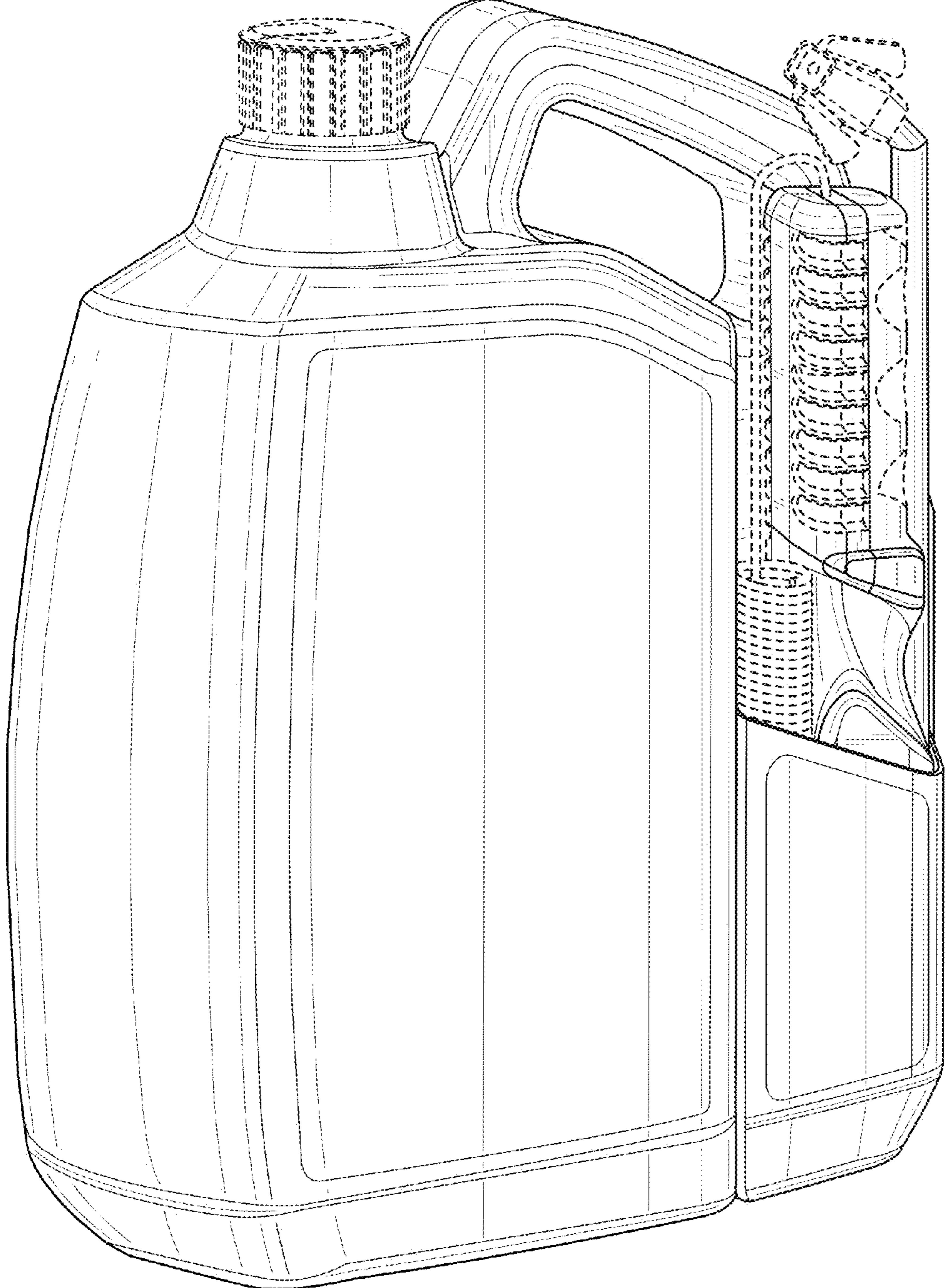


FIG. 1




FIG. 2




FIG. 3

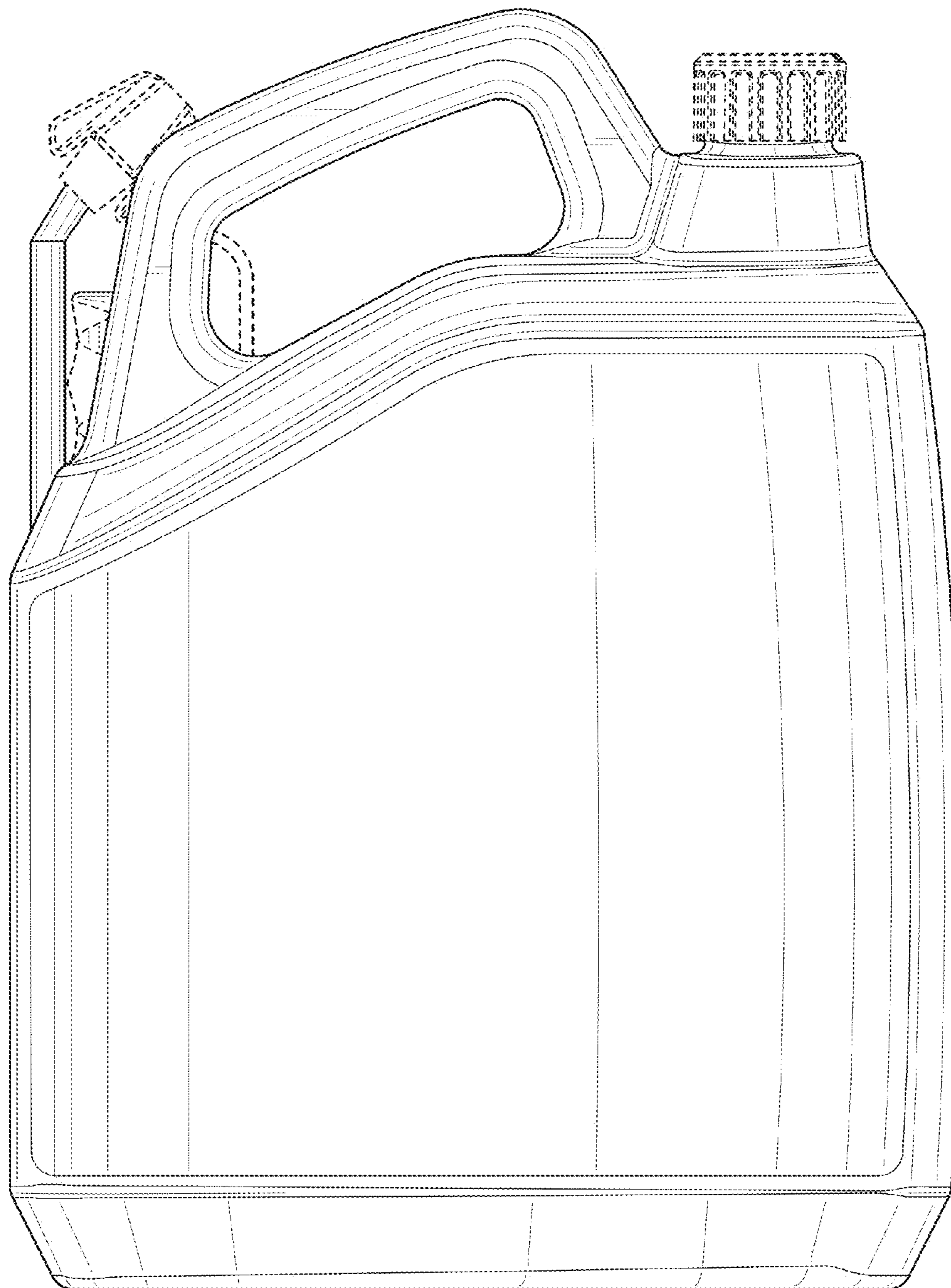


FIG. 4

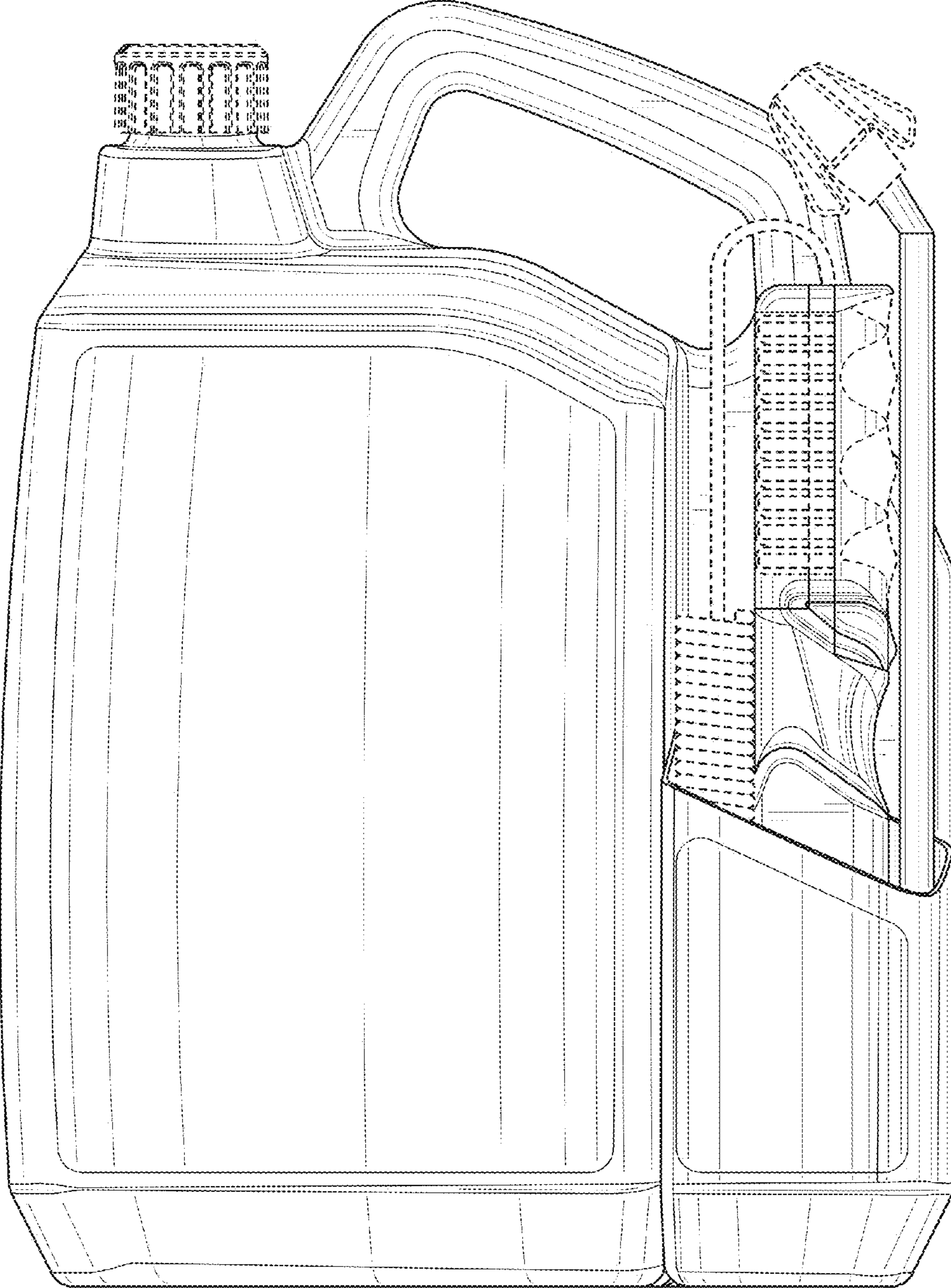


FIG. 5

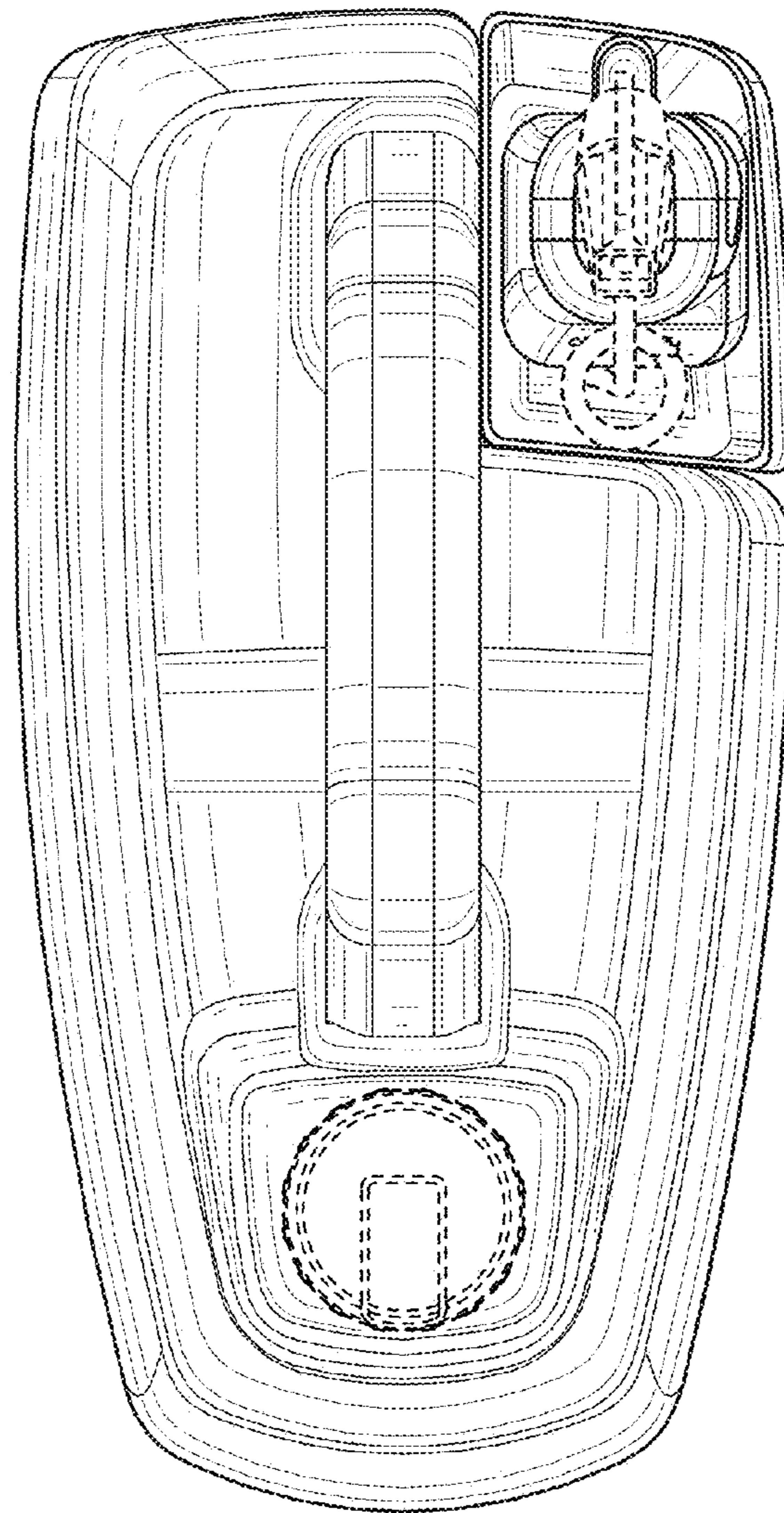


FIG. 6

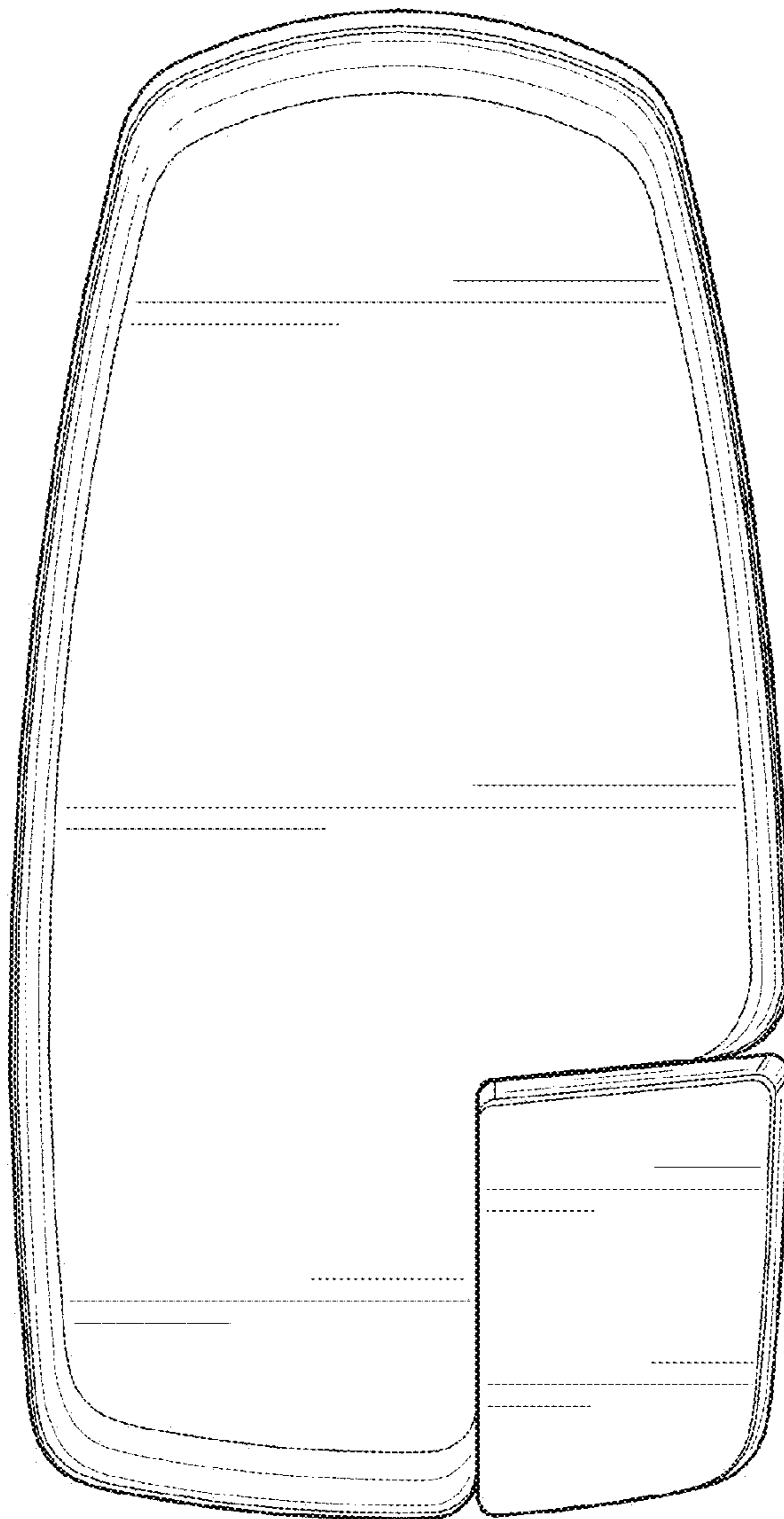


FIG. 7