



US00D767705S

(12) **United States Design Patent** (10) **Patent No.:** **US D767,705 S**  
**Freed** (45) **Date of Patent:** **\*\* Sep. 27, 2016**

(54) **EXTENDED PISTOL MAGAZINE GRIP ADAPTER**

(71) Applicant: **Robert Freed**, Ojai, CA (US)

(72) Inventor: **Robert Freed**, Ojai, CA (US)

(73) Assignee: **Freed Designs Inc.**, Ojai, CA (US)

(\*\*) Term: **15 Years**

(21) Appl. No.: **29/505,279**

(22) Filed: **Aug. 27, 2015**

(51) **LOC (10) Cl.** ..... **22-01**

(52) **U.S. Cl.**  
USPC ..... **D22/108**

(58) **Field of Classification Search**  
USPC ..... D22/103, 108  
CPC ..... F41C 23/10; F41C 23/14; F41C 23/16;  
F41C 23/18  
See application file for complete search history.

(56) **References Cited**

U.S. PATENT DOCUMENTS

|           |   |   |         |          |       |                    |
|-----------|---|---|---------|----------|-------|--------------------|
| D344,780  | S | * | 3/1994  | Jenkins  | ..... | D22/108            |
| D362,044  | S | * | 9/1995  | Snieszak | ..... | D22/100            |
| 5,526,600 | A | * | 6/1996  | Chesnut  | ..... | F41A 9/65<br>42/50 |
| D401,992  | S | * | 12/1998 | Pearce   | ..... | D22/100            |
| 5,906,065 | A | * | 5/1999  | Pearce   | ..... | F41A 9/65<br>42/50 |

|           |    |   |         |          |       |                        |
|-----------|----|---|---------|----------|-------|------------------------|
| D487,790  | S  | * | 3/2004  | Freed    | ..... | D22/108                |
| D487,791  | S  | * | 3/2004  | Freed    | ..... | D22/108                |
| D493,861  | S  | * | 8/2004  | Rauch    | ..... | D22/108                |
| 7,117,622 | B2 | * | 10/2006 | Freed    | ..... | F41A 9/65<br>42/50     |
| 7,950,179 | B2 | * | 5/2011  | Confrey  | ..... | F41C 23/10<br>42/49.01 |
| D642,234  | S  | * | 7/2011  | Marfione | ..... | D22/104                |
| D706,895  | S  | * | 6/2014  | Zayatz   | ..... | D22/108                |

\* cited by examiner

*Primary Examiner* — Michael A Pratt

(74) *Attorney, Agent, or Firm* — James Davison

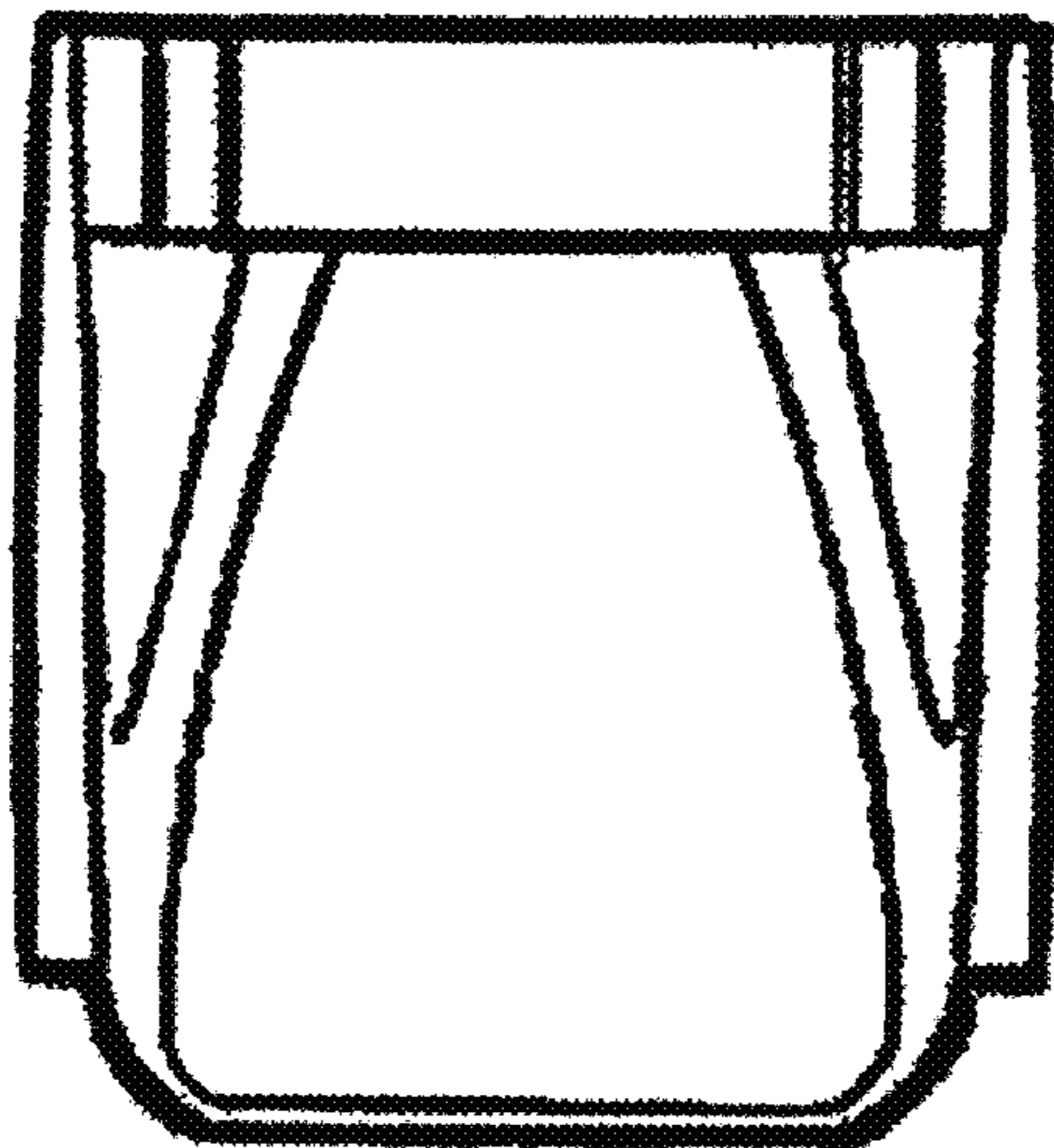
(57) **CLAIM**

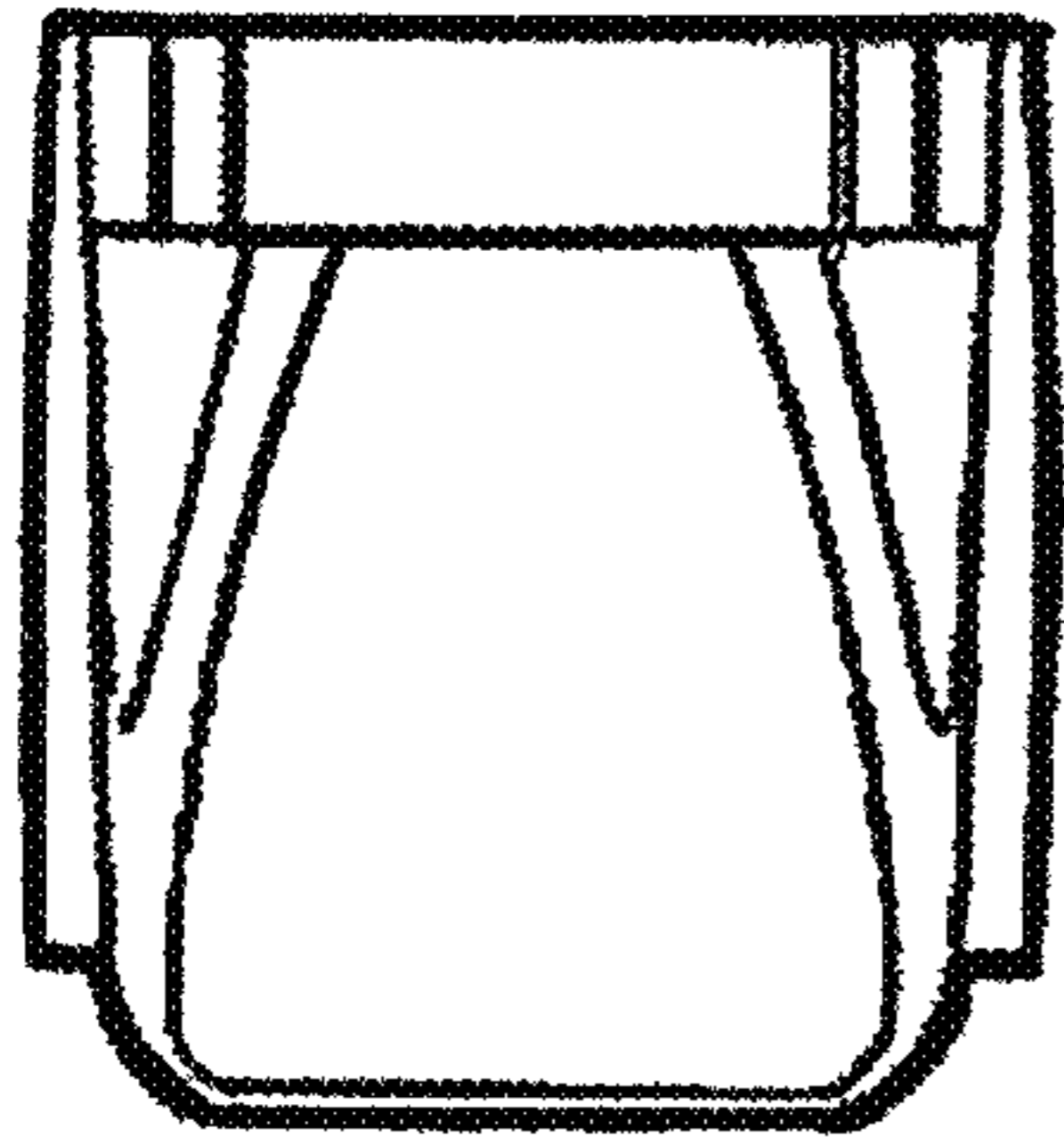
The ornamental design for an extended pistol magazine grip adapter, as shown and described.

**DESCRIPTION**

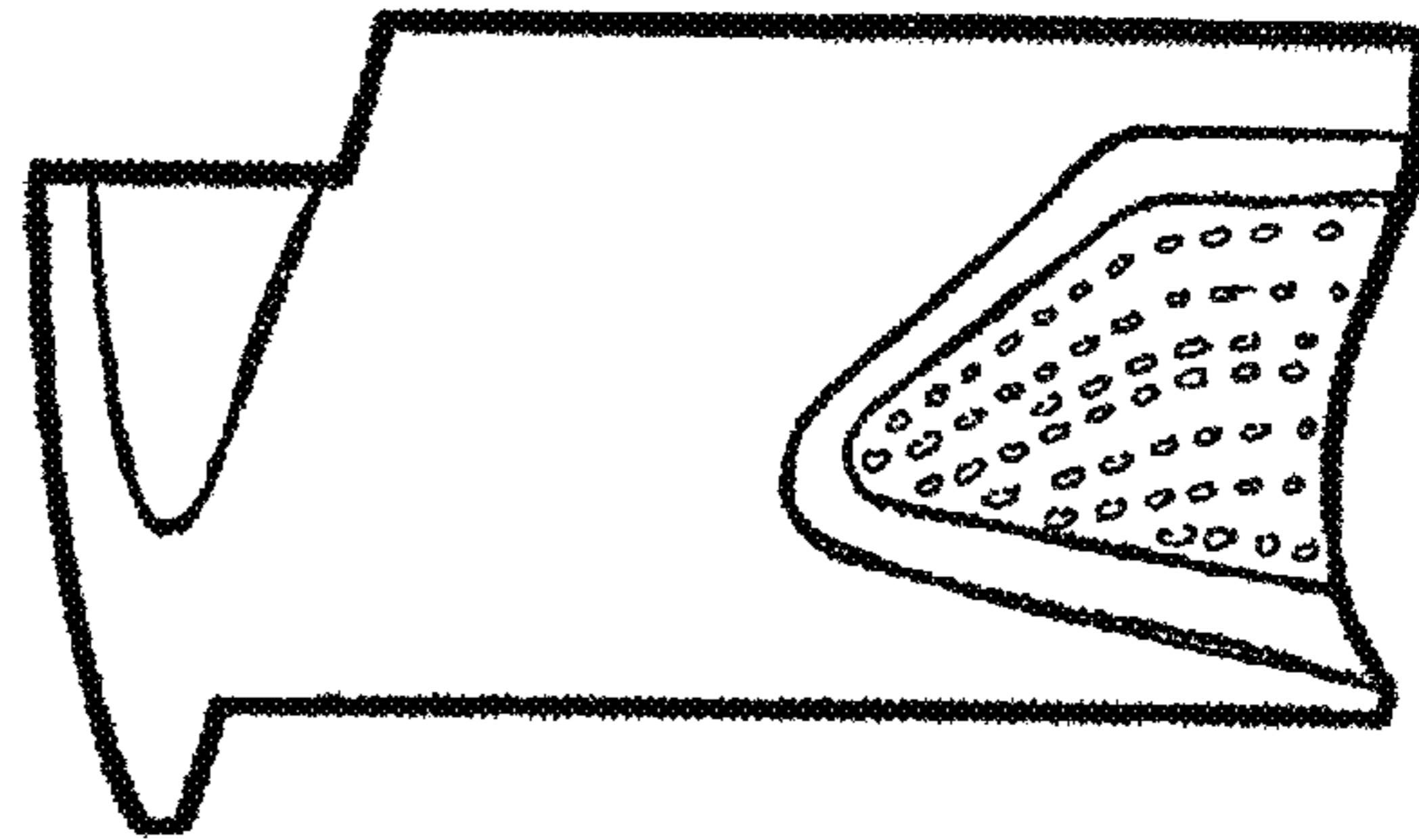
FIG. 1 is a rear view of the magazine surround showing my new design;  
FIG. 2 is a right side view thereof;  
FIG. 3 is a top view thereof;  
FIG. 4 is an elevated top right perspective view thereof; and,  
FIG. 5 is an elevated rear right perspective view thereof.  
The left side view, bottom view, and front view contain no features not defined by the abovementioned views.  
My molded magazine grip adapter is characterized by the smooth esthetic interface it provides between bottom portion of a pistol grip and the endplate of an extended ammunition magazine; the front recess texture is “pebbled” as shown.

**1 Claim, 1 Drawing Sheet**






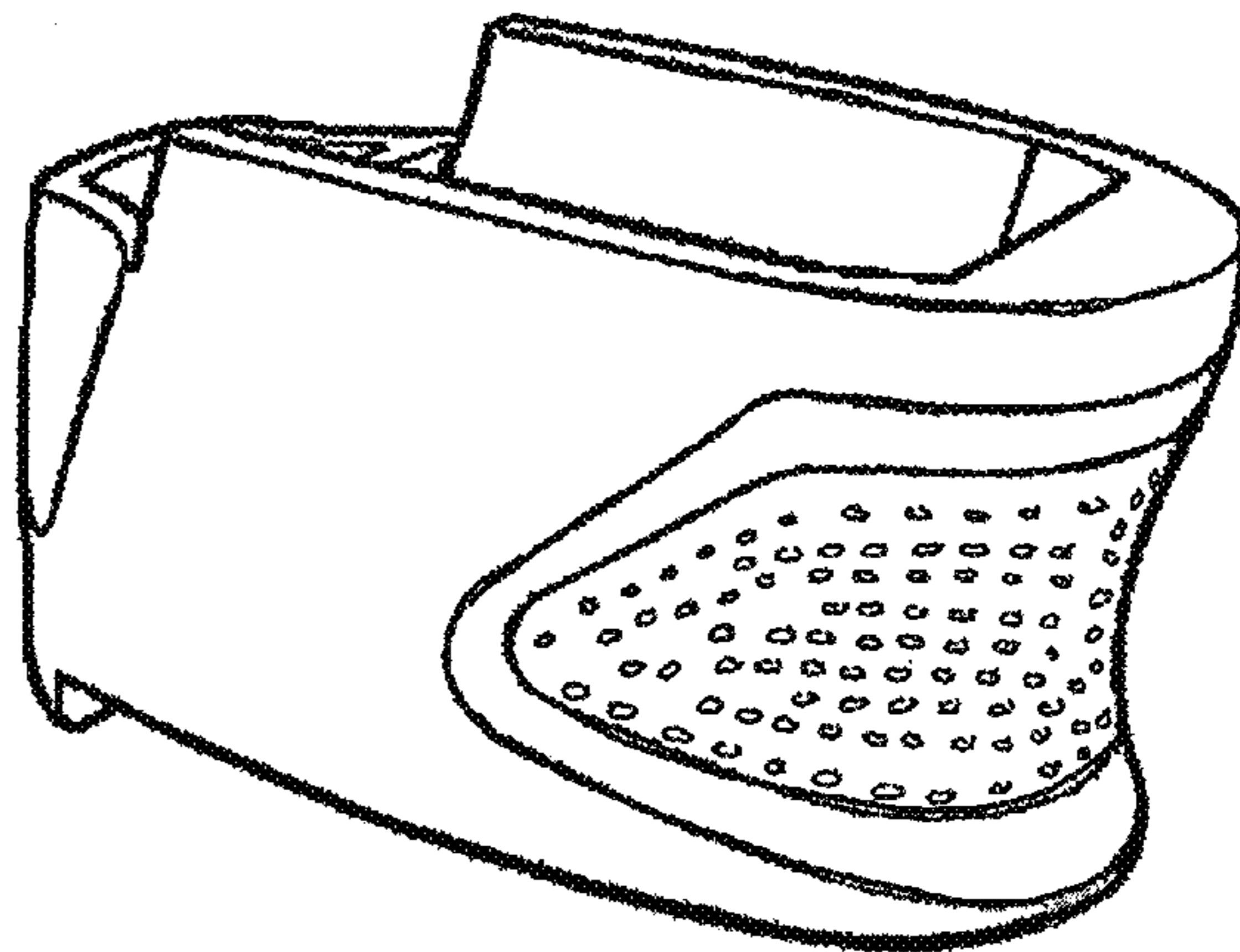
*Fig. 1*



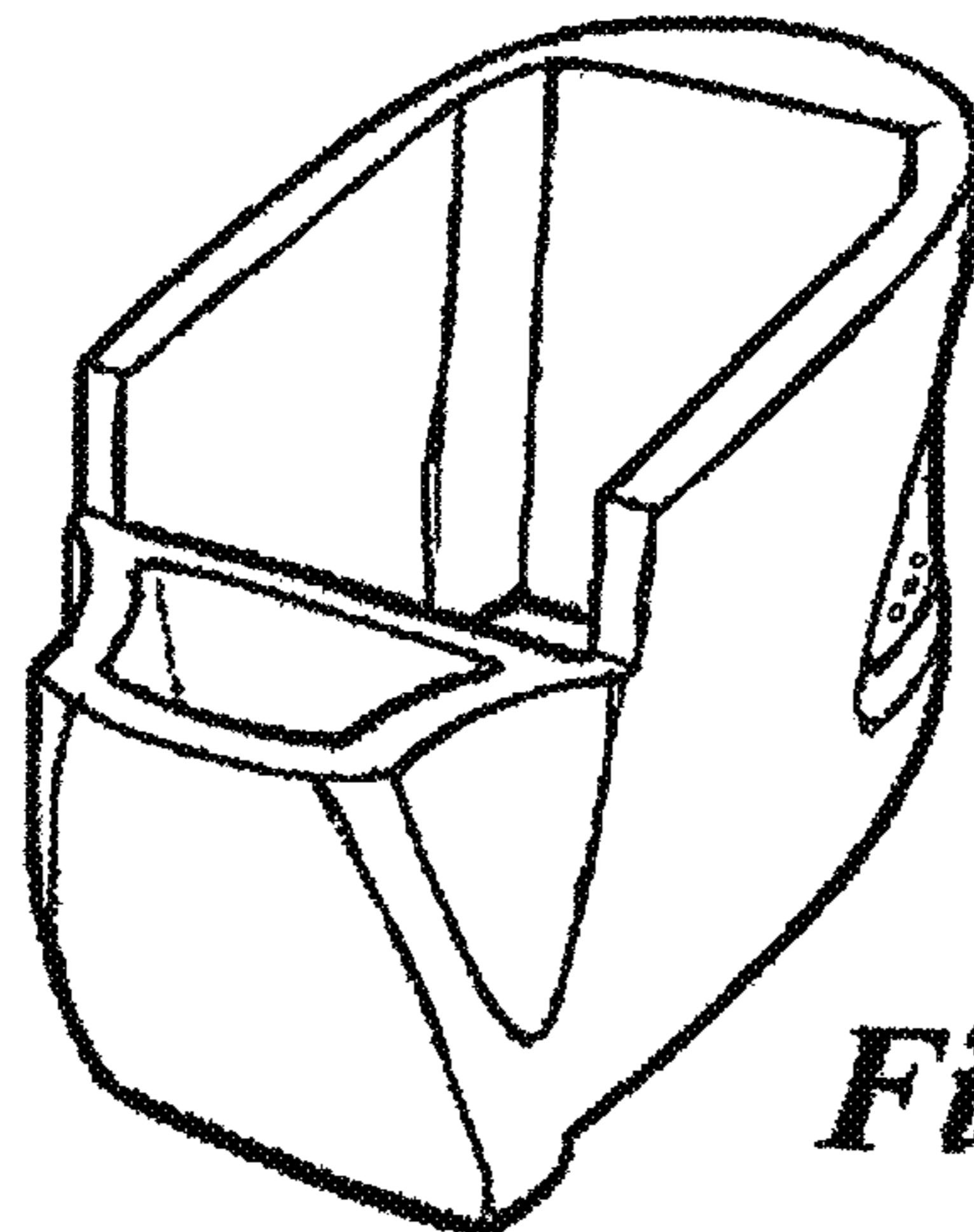
*Fig. 2*



*Fig. 3*



*Fig. 4*



*Fig. 5*