



US00D767703S

(12) **United States Design Patent**
Asatsuma

(10) **Patent No.:** **US D767,703 S**

(45) **Date of Patent:** **** Sep. 27, 2016**

(54) **GOLF CLUB HEAD**

(71) Applicant: **DUNLOP SPORTS CO. LTD.**,
Kobe-shi, Hyogo (JP)

(72) Inventor: **Hajime Asatsuma**, Kobe (JP)

(73) Assignee: **DUNLOP SPORTS CO. LTD.**,
Kobe-Shi (JP)

(**) Term: **15 Years**

(21) Appl. No.: **29/531,986**

(22) Filed: **Jun. 30, 2015**

(30) **Foreign Application Priority Data**

Mar. 30, 2015 (JP) 2015-006820

(51) **LOC (10) Cl.** **21-02**

(52) **U.S. Cl.**
USPC **D21/759**

(58) **Field of Classification Search**

USPC D21/733, 752, 759
CPC .. A63B 53/00; A63B 53/04; A63B 53/0466;
A63B 2053/002; A63B 2053/0445; A63B
2053/0433; A63B 2054/0437; A63B
2053/0491

See application file for complete search history.

(56) **References Cited**

U.S. PATENT DOCUMENTS

D499,158 S * 11/2004 Imamoto D21/752
D507,615 S * 7/2005 Imamoto D21/752
D523,502 S * 6/2006 Jorgensen D21/752
D533,612 S * 12/2006 Kohno D21/759

D534,229 S * 12/2006 Barez D21/752
D534,980 S * 1/2007 Kohno D21/759
7,273,423 B2 * 9/2007 Imamoto A63B 53/0466
473/332
D554,216 S * 10/2007 Vrska D21/759
D554,219 S * 10/2007 Vrska D21/759
D562,422 S * 2/2008 Roberts D21/759
D572,785 S * 7/2008 Chen D21/752
D573,676 S * 7/2008 Chen D21/752
D597,619 S * 8/2009 Yi D21/752
D597,621 S * 8/2009 Taylor D21/752
7,572,193 B2 * 8/2009 Yokota A63B 53/0466
473/328
D675,272 S * 1/2013 Greensmith D21/759

* cited by examiner

Primary Examiner — Mitchell Siegel

(74) *Attorney, Agent, or Firm* — Birch, Stewart, Kolasch & Birch, LLP

(57) **CLAIM**

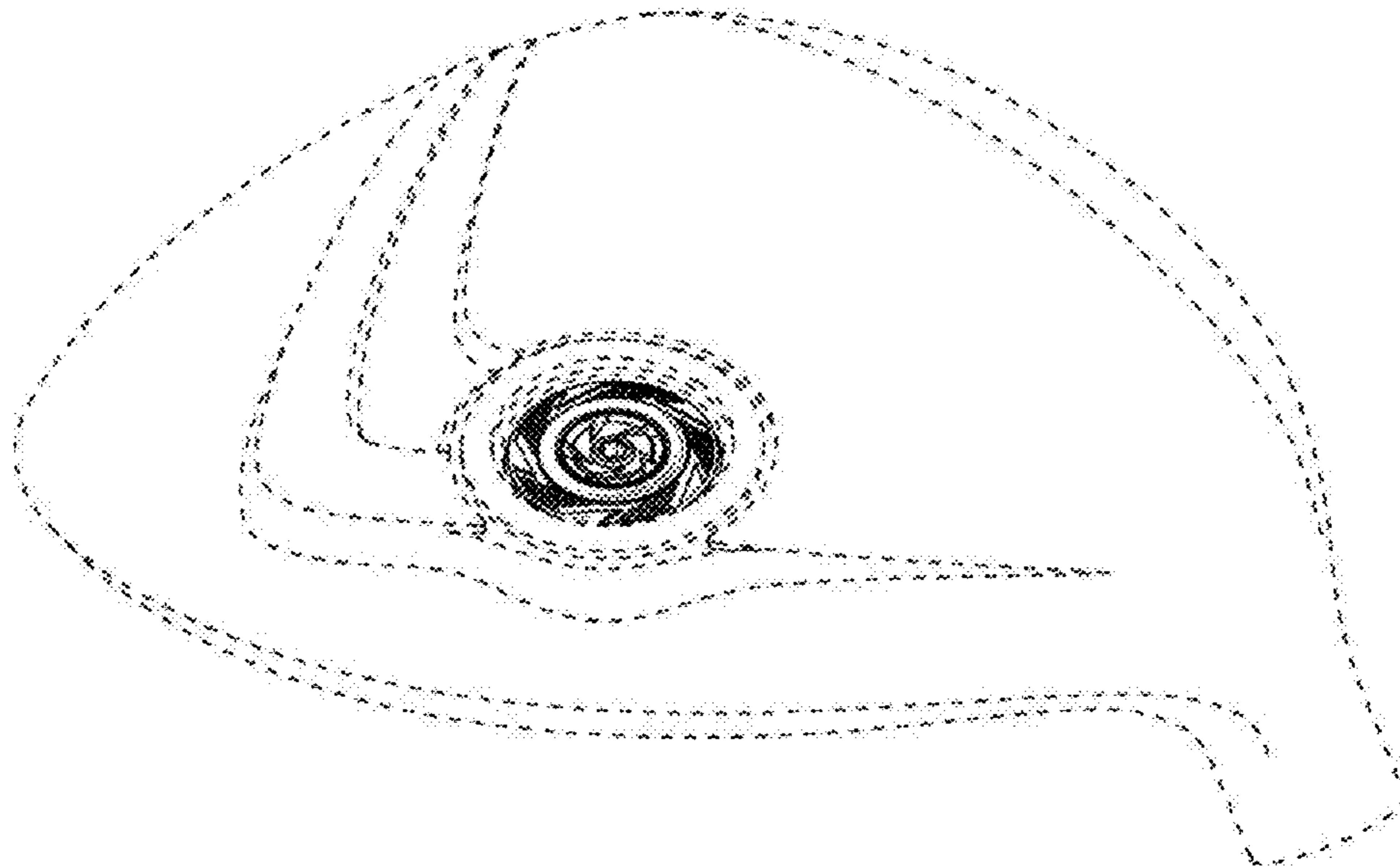
The ornamental design for a golf club head, as shown and described.

DESCRIPTION

FIG. 1 is a bottom plan view of the golf club head showing my new design;
FIG. 2 is a top plan view thereof;
FIG. 3 is a left side view thereof;
FIG. 4 is an inverted right side view thereof;
FIG. 5 is a front elevational view thereof;
FIG. 6 is a rear elevational view thereof; and,
FIG. 7 is a bottom perspective view thereof.

The portions shown in broken lines are directed to the boundary of the design and form no part of the claimed design.

1 Claim, 7 Drawing Sheets



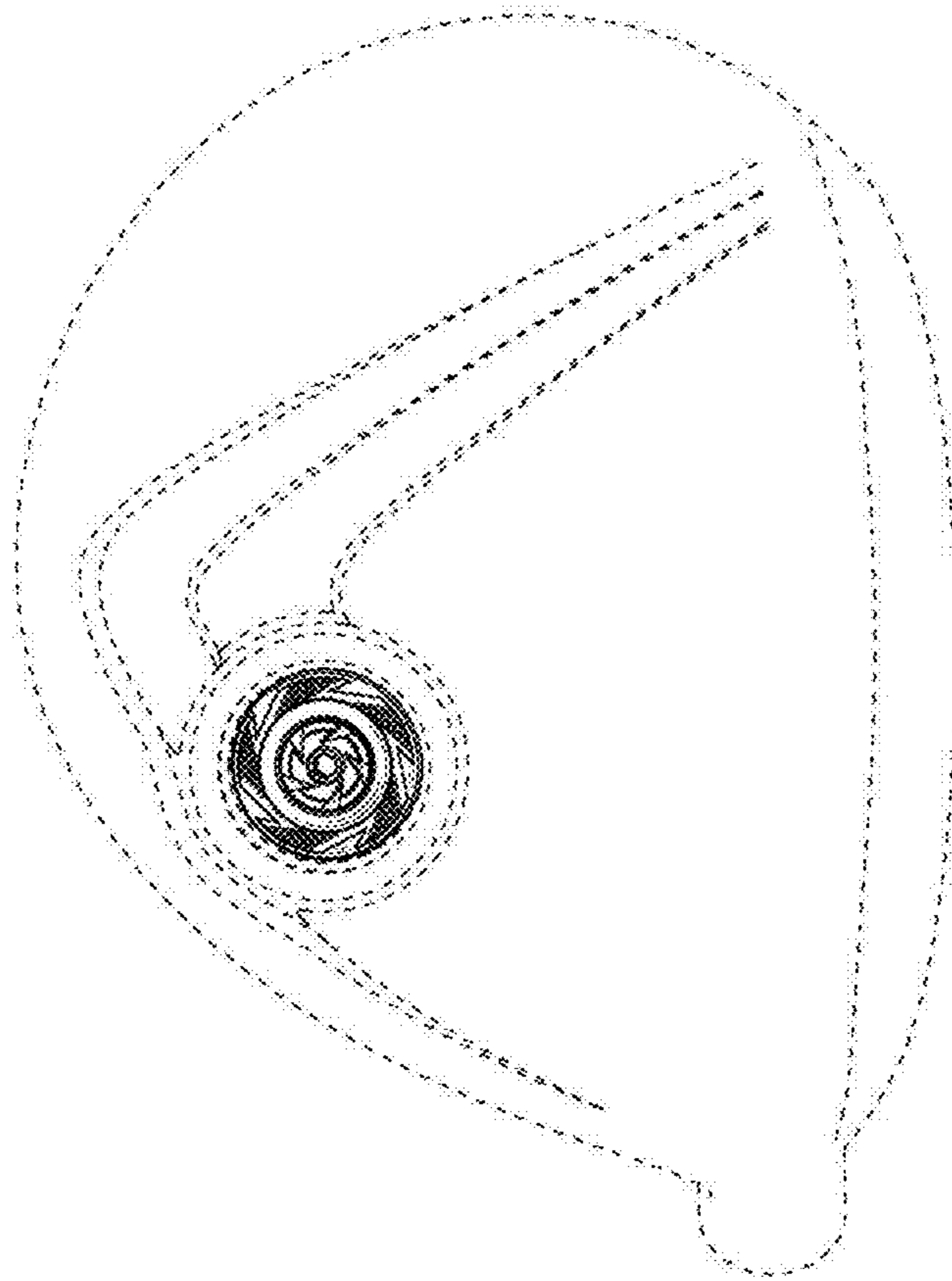


FIG. 1




FIG. 2




FIG. 3




FIG. 4




FIG. 5



FIG. 6

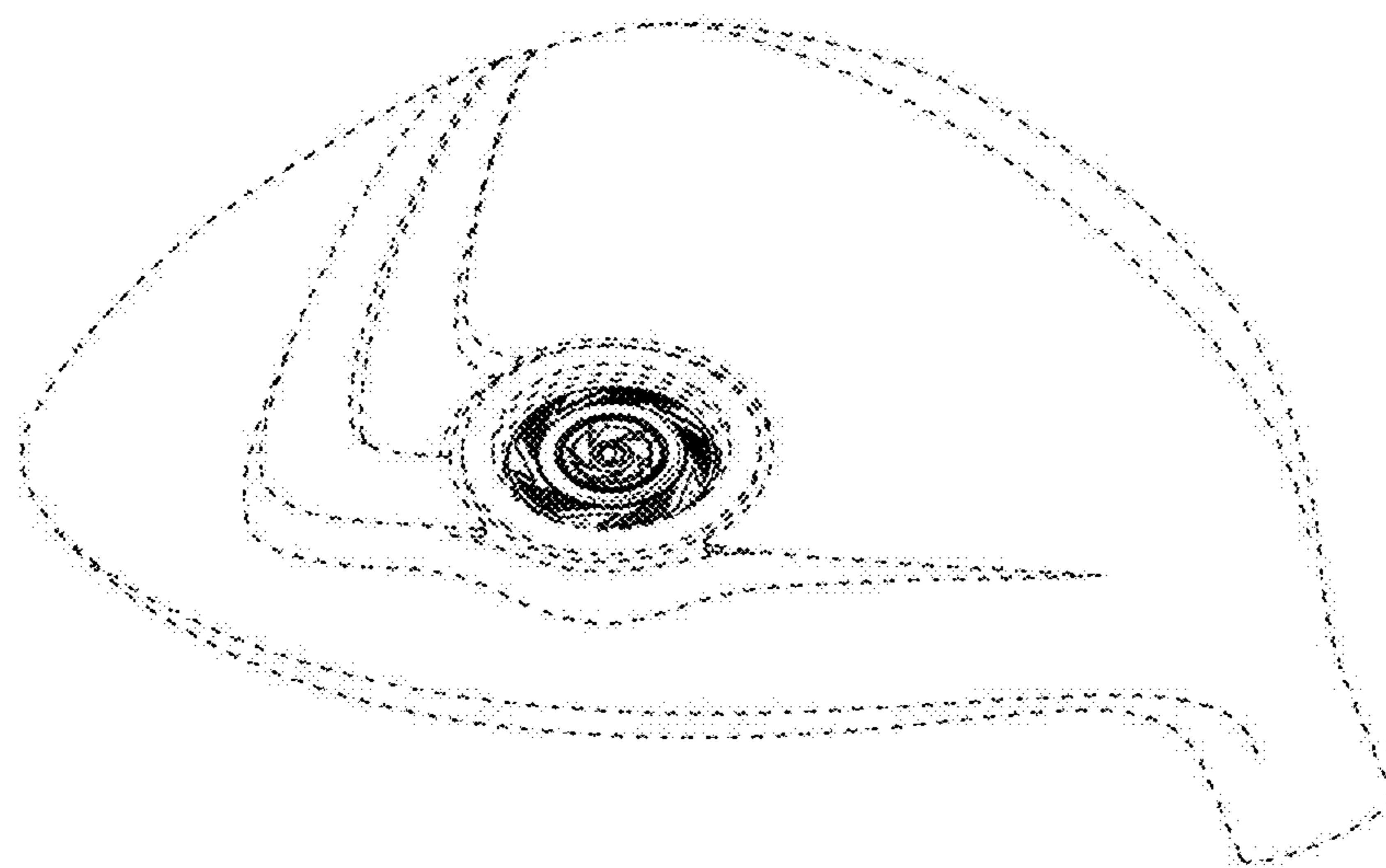


FIG. 7