

US00D767700S

(12) **United States Design Patent**
Asatsuma

(10) **Patent No.:** **US D767,700 S**

(45) **Date of Patent:** **** Sep. 27, 2016**

(54) **GOLF CLUB HEAD**

(71) Applicant: **DUNLOP SPORTS CO. LTD.**,
Kobe-shi, Hyogo (JP)

(72) Inventor: **Hajime Asatsuma**, Kobe (JP)

(73) Assignee: **DUNLOP SPORTS CO. LTD.**,
Kobe-Shi (JP)

(**) Term: **15 Years**

(21) Appl. No.: **29/531,965**

(22) Filed: **Jun. 30, 2015**

(30) **Foreign Application Priority Data**

Mar. 30, 2015 (JP) 2015-006821

(51) **LOC (10) Cl.** **21-02**

(52) **U.S. Cl.**
USPC **D21/759**

(58) **Field of Classification Search**

USPC D21/733, 752, 759

CPC .. A63B 53/00; A63B 53/04; A63B 53/0466;

A63B 2053/002; A63B 2053/0445; A63B

2053/0433; A63B 2053/0437; A63B

2053/0491

See application file for complete search history.

(56) **References Cited**

U.S. PATENT DOCUMENTS

D499,158 S * 11/2004 Imamoto D21/752

D507,615 S * 7/2005 Imamoto D21/752

D523,502 S * 6/2006 Jorgensen D21/752

D533,612 S * 12/2006 Kohno D21/759

D534,229 S * 12/2006 Barez D21/752

D534,980 S * 1/2007 Kohno D21/759

7,273,423 B2 * 9/2007 Imamoto A63B 53/0466
473/332

D554,216 S * 10/2007 Vrska D21/759

D554,219 S * 10/2007 Vrska D21/759

D562,422 S * 2/2008 Roberts D21/759

D572,785 S * 7/2008 Chen D21/752

D573,676 S * 7/2008 Chen D21/752

D597,619 S * 8/2009 Yi D21/752

D597,621 S * 8/2009 Taylor D21/752

7,572,193 B2 * 8/2009 Yokota A63B 53/0466
473/328

D675,272 S * 1/2013 Greensmith D21/759

* cited by examiner

Primary Examiner — Mitchell Siegel

(74) *Attorney, Agent, or Firm* — Birch, Stewart, Kolasch &
Birch, LLP

(57) **CLAIM**

The ornamental design for a golf club head, as shown and
described.

DESCRIPTION

FIG. 1 is a bottom plan view of the golf club head showing
my new design;

FIG. 2 is a top plan view thereof;

FIG. 3 is a left side view thereof;

FIG. 4 is an inverted right side view thereof;

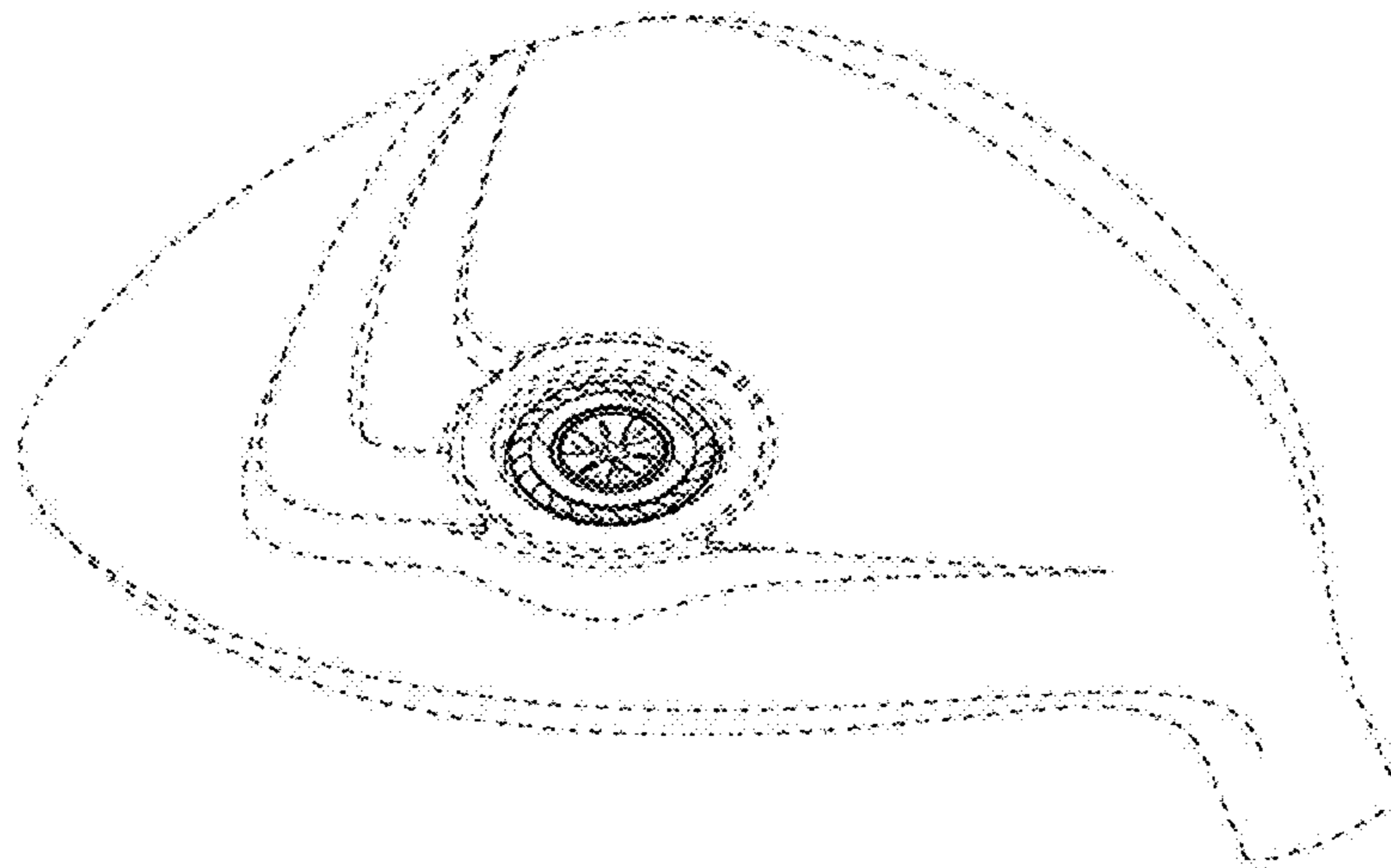
FIG. 5 is a front elevational view thereof;

FIG. 6 is a rear elevational view thereof; and,

FIG. 7 is a bottom perspective view thereof.

The portions shown in broken lines are directed to the
boundary of the design and form no part of the claimed
design.

1 Claim, 7 Drawing Sheets



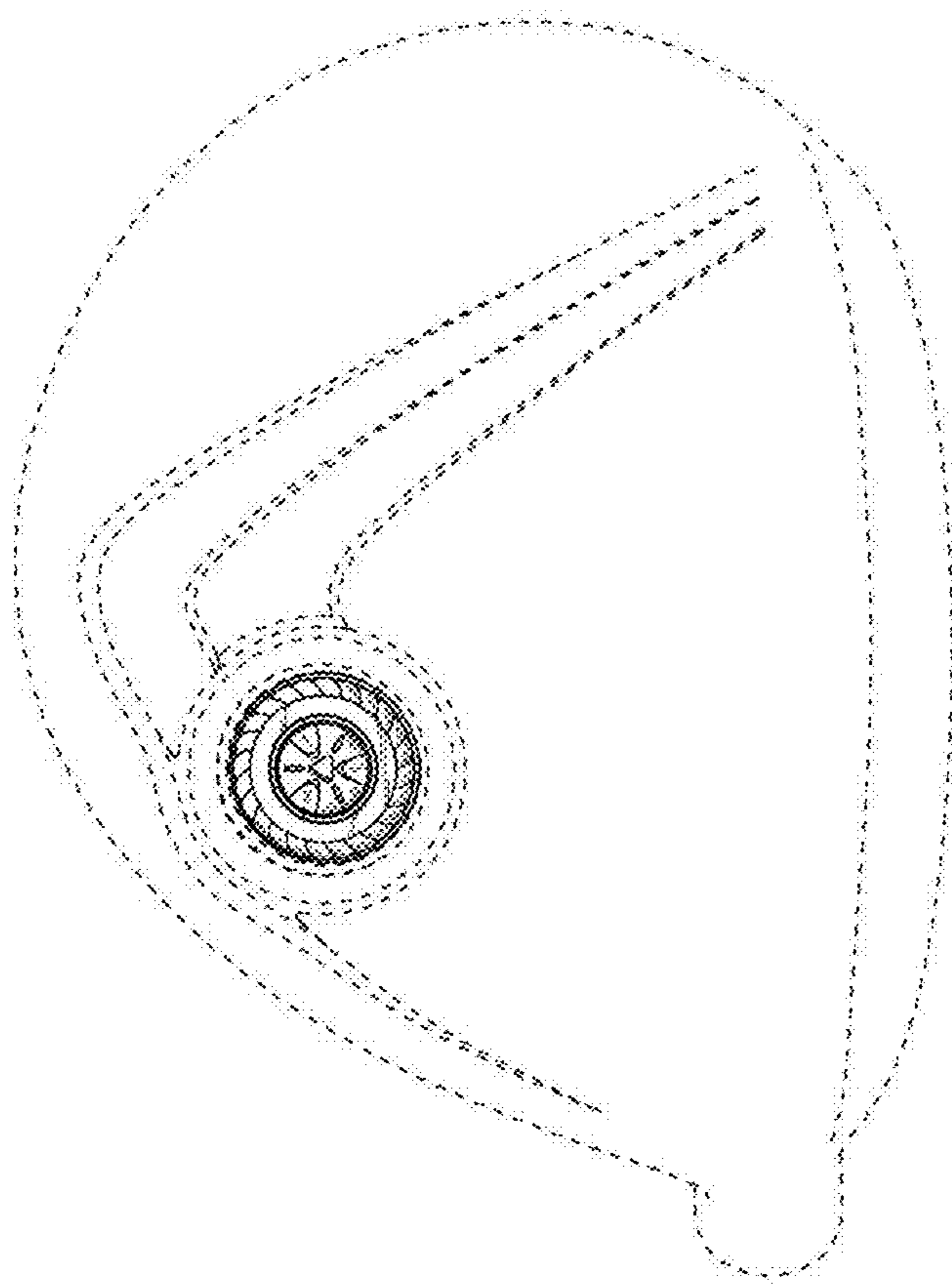


FIG. 1




FIG. 2




FIG. 3




FIG. 4




FIG. 5




FIG. 6

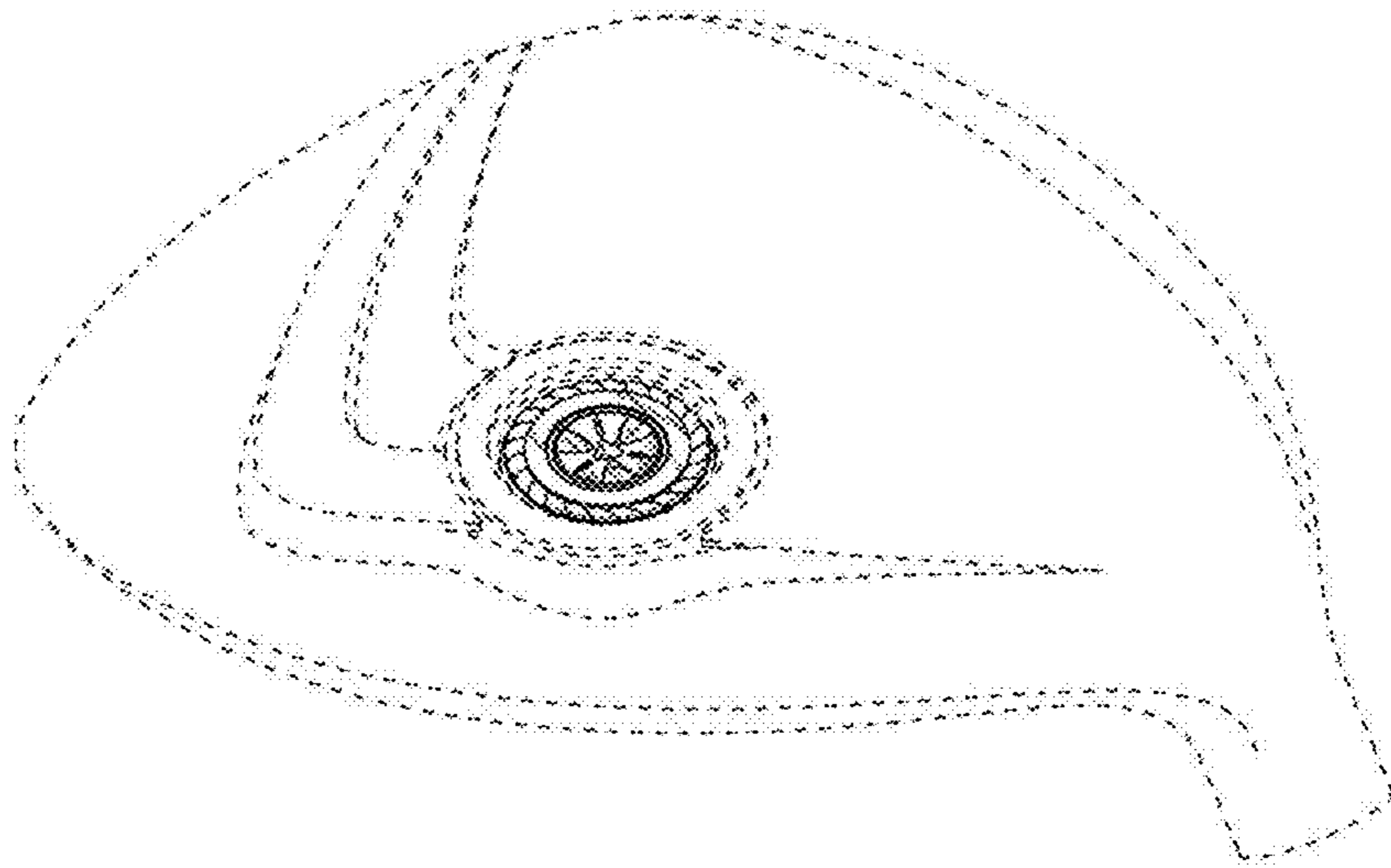


FIG. 7