



US00D767695S

(12) **United States Design Patent** (10) **Patent No.:** **US D767,695 S**  
**Kitching, Jr.** (45) **Date of Patent:** **\*\* Sep. 27, 2016**

(54) **IRON GOLF CLUB HEAD**  
(71) Applicant: **Acushnet Company**, Fairhaven, MA (US)  
(72) Inventor: **Joseph F. Kitching, Jr.**, Carlsbad, CA (US)  
(73) Assignee: **Acushnet Company**, Fairhaven, MA (US)  
(\*\*) Term: **15 Years**  
(21) Appl. No.: **29/531,870**  
(22) Filed: **Jun. 30, 2015**  
(51) **LOC (10) Cl.** ..... **21-02**  
(52) **U.S. Cl.**  
USPC ..... **D21/747**  
(58) **Field of Classification Search**  
USPC ..... D21/747-751, 759  
CPC .... A63B 53/00; A63B 53/04; A63B 53/047;  
A63B 53/0475; A63B 53/0445; A63B  
2053/0479  
See application file for complete search history.

7,399,238 B2 \* 7/2008 Hocknell ..... A63B 53/0466  
473/342  
D597,616 S \* 8/2009 Ines ..... D21/747  
D598,060 S \* 8/2009 Barez ..... D21/747  
D608,850 S \* 1/2010 Oldknow ..... D21/759  
D609,297 S \* 2/2010 Oldknow ..... D21/759  
D609,298 S \* 2/2010 Oldknow ..... D21/759  
D609,300 S \* 2/2010 Oldknow ..... D21/759  
D609,764 S \* 2/2010 Oldknow ..... D21/759  
D622,336 S \* 8/2010 Kohno ..... D21/747  
D669,947 S \* 10/2012 Kim ..... D21/747  
D680,603 S \* 4/2013 Nicolette ..... D21/749  
D684,227 S \* 6/2013 Roach ..... D21/749  
D684,228 S \* 6/2013 Breier ..... D21/749  
D716,390 S \* 10/2014 Wieland ..... D21/759  
D725,732 S \* 3/2015 Westrum ..... D21/759  
D733,819 S \* 7/2015 Dolezel ..... D21/747  
D733,823 S \* 7/2015 Dolezel ..... D21/759  
D736,875 S \* 8/2015 Llewellyn ..... D21/759  
D737,391 S \* 8/2015 Wieland ..... D21/759

\* cited by examiner

*Primary Examiner* — Mitchell Siegel  
(74) *Attorney, Agent, or Firm* — Randy K. Chang

(57) **CLAIM**  
The ornamental design for a iron golf club head, as shown and described.

**DESCRIPTION**

FIG. 1 is a top back perspective view of our new iron golf club head;  
FIG. 2 is a back view thereof;  
FIG. 3 is a bottom view thereof;  
FIG. 4 is a top view thereof;  
FIG. 5 is a front view thereof;  
FIG. 6 is a heel side view thereof; and,  
FIG. 7 is a toe side view thereof.  
The portion of the iron golf club head shown in phantom does not form any portion of the present invention.

**1 Claim, 2 Drawing Sheets**

(56) **References Cited**  
U.S. PATENT DOCUMENTS  
D362,041 S \* 9/1995 Takahashi ..... D21/749  
D362,481 S \* 9/1995 Takahashi ..... D21/749  
D505,466 S \* 5/2005 Lang ..... D21/749  
6,887,164 B2 \* 5/2005 Dewanjee ..... A63B 53/047  
473/342  
D510,115 S \* 9/2005 Lang ..... D21/749  
D518,539 S \* 4/2006 Cleveland ..... D21/748  
7,338,387 B2 \* 3/2008 Nycum ..... A63B 53/047  
473/332  
D566,803 S \* 4/2008 Foster ..... D21/747

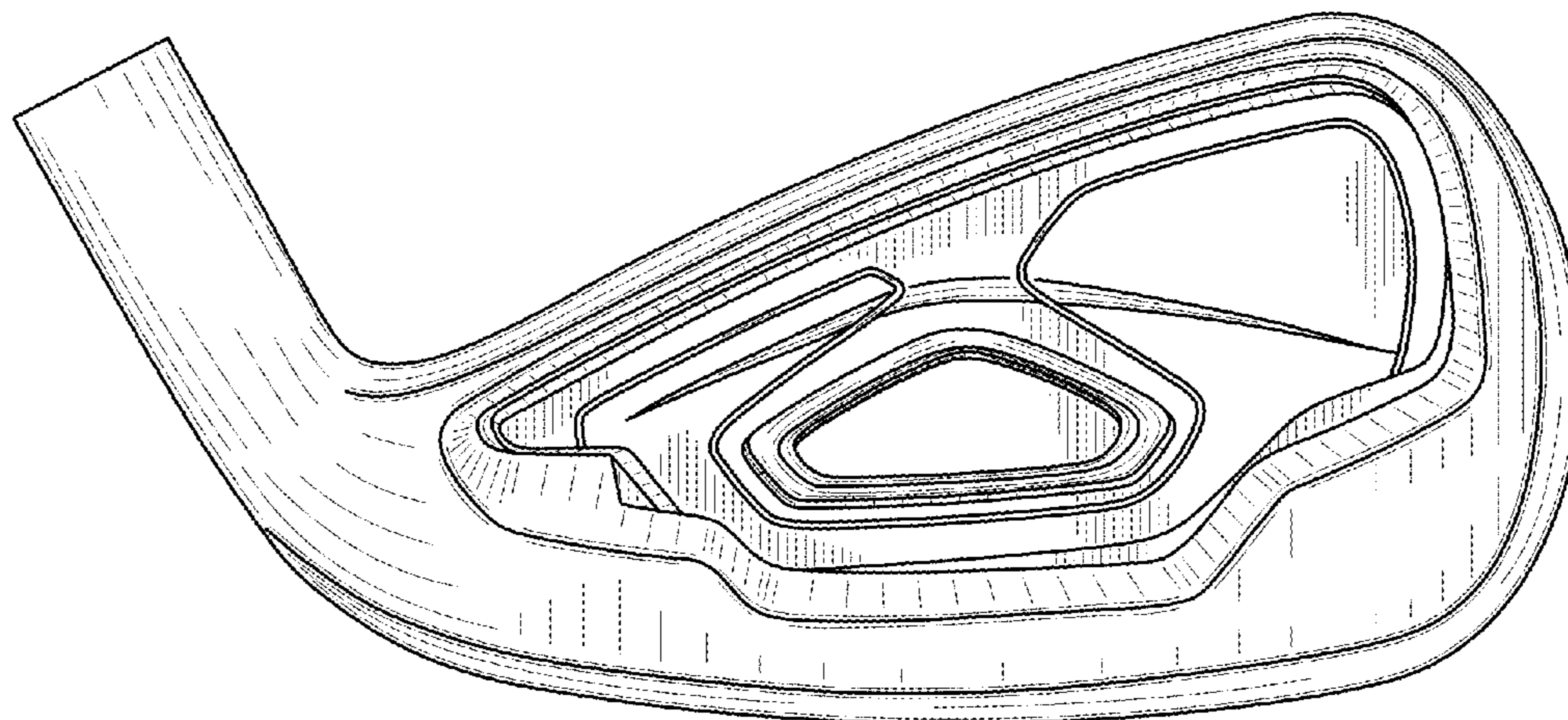


FIG. 1

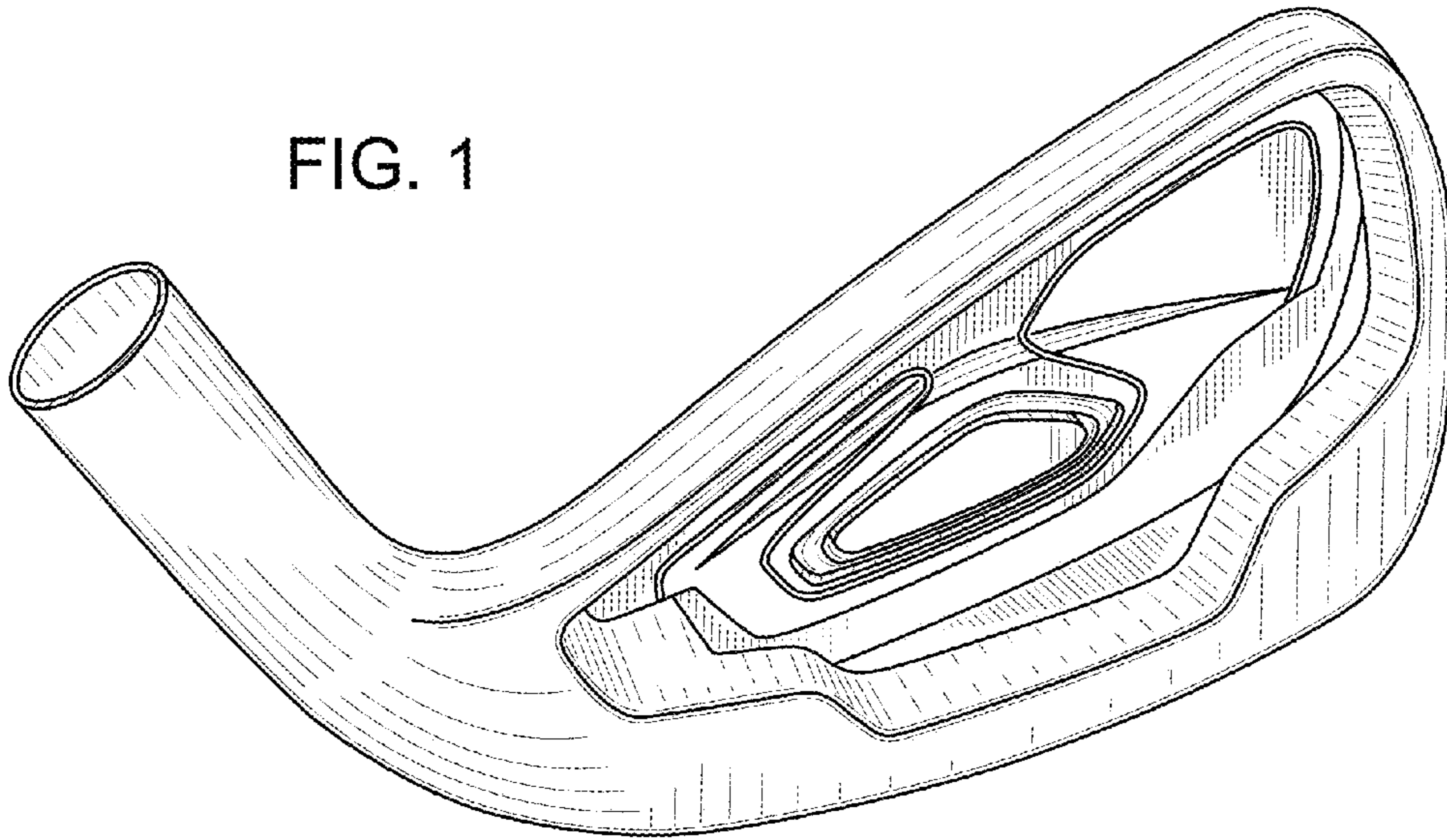


FIG. 2

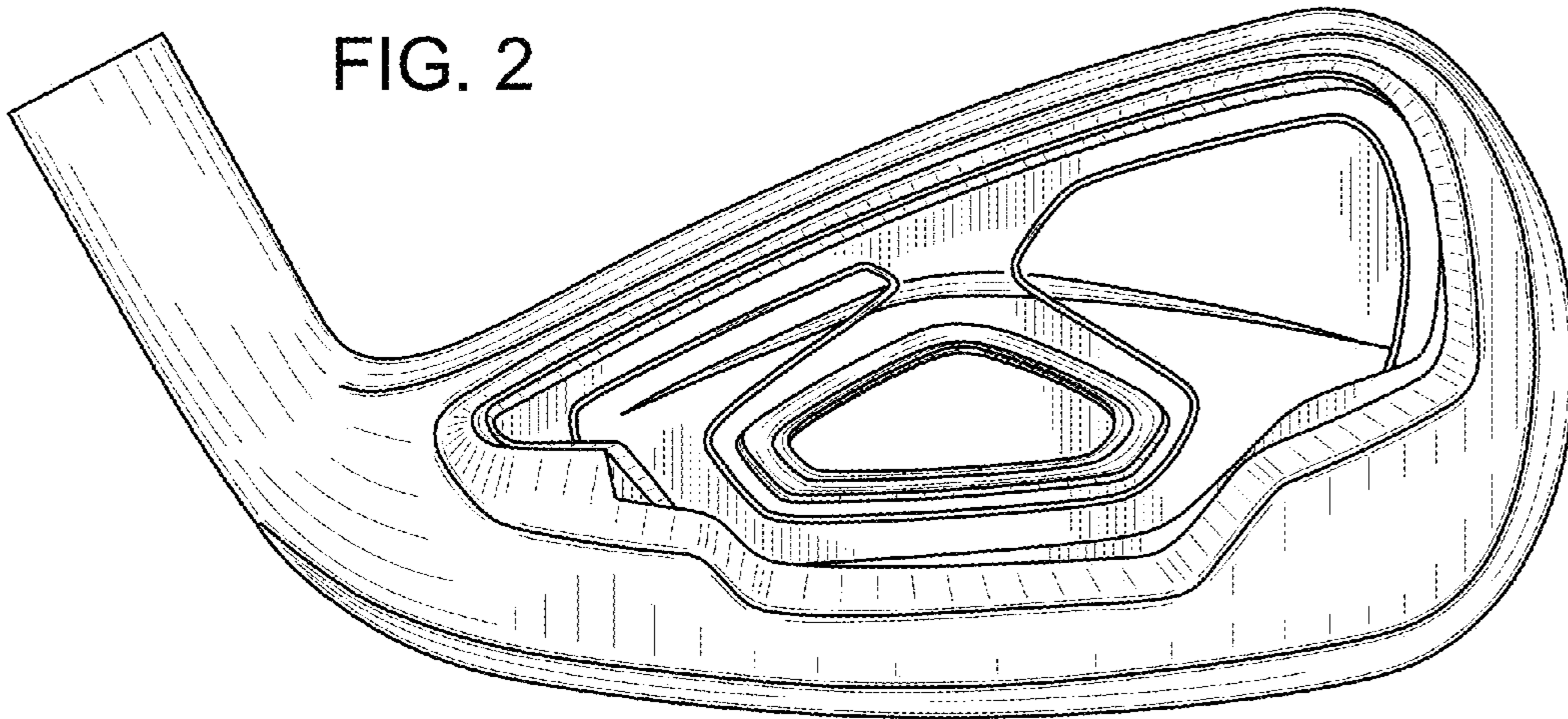


FIG. 3

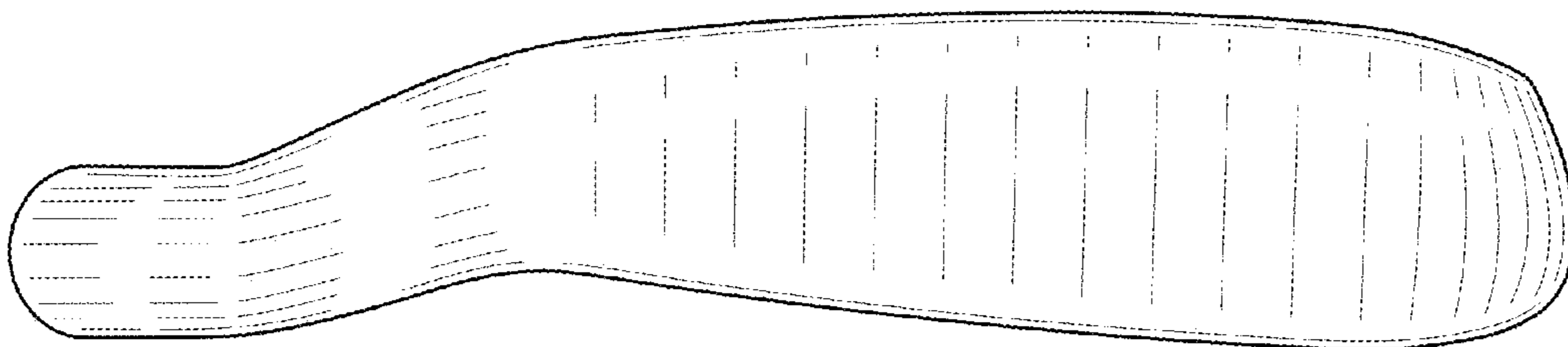




FIG. 4

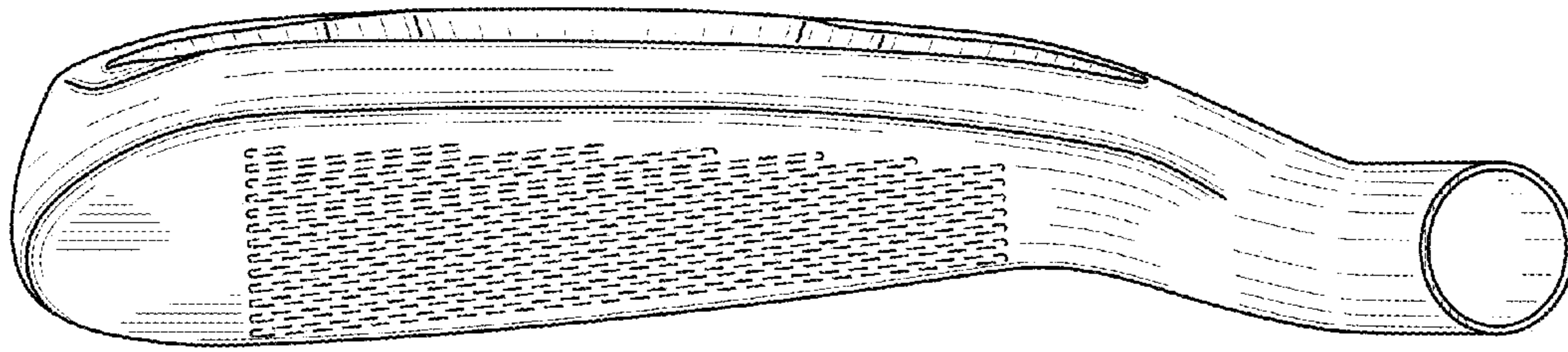


FIG. 5




FIG. 6

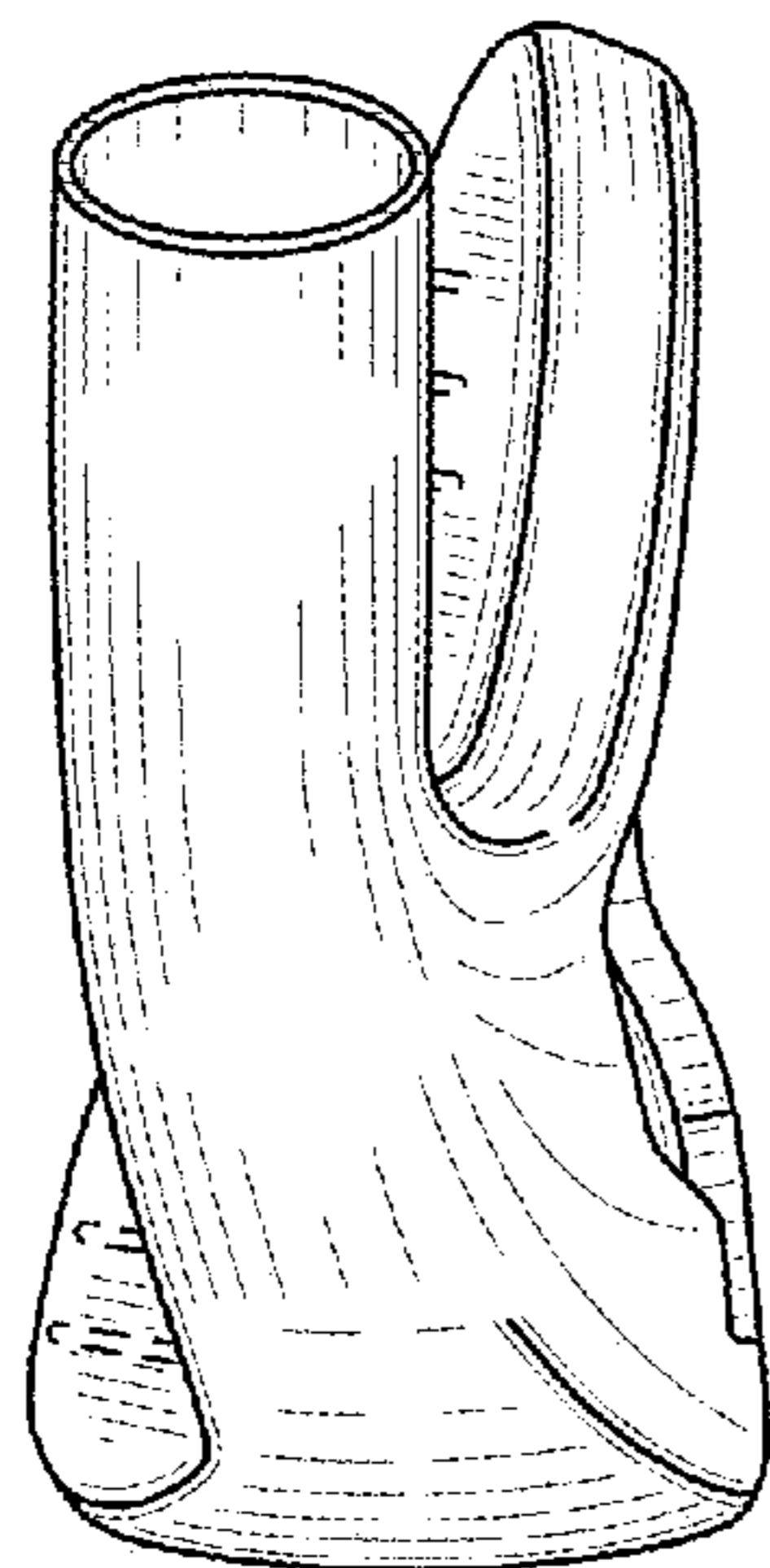


FIG. 7

