

US00D767686S

(12) **United States Design Patent** (10) **Patent No.:** **US D767,686 S**
Clausell et al. (45) **Date of Patent:** **** Sep. 27, 2016**

(54) **GAME BOARD**

(71) Applicants: **Chris Clausell**, Gautier, MS (US);
Claudene Clausell, Gautier, MS (US)

(72) Inventors: **Chris Clausell**, Gautier, MS (US);
Claudene Clausell, Gautier, MS (US)

(**) Term: **15 Years**

(21) Appl. No.: **29/538,602**

(22) Filed: **Sep. 4, 2015**

(51) **LOC (10) Cl.** **21-01**

(52) **U.S. Cl.**
USPC **D21/365**

(58) **Field of Classification Search**
USPC D21/351, 365, 366
CPC A63F 3/0072; A63F 3/00006; A63F
3/00072
See application file for complete search history.

(56) **References Cited**

U.S. PATENT DOCUMENTS

D259,728 S * 6/1981 Laws D21/350
4,932,666 A 6/1990 Corle
5,009,430 A 4/1991 Yuhasz

5,139,266 A 8/1992 Mullins et al.
D331,949 S * 12/1992 Richardson D21/351
5,769,419 A 6/1998 Hill
D399,908 S 10/1998 Guzman, Sr. et al.
2012/0319352 A1 12/2012 Smolka
2013/0079091 A1 3/2013 Weitman

FOREIGN PATENT DOCUMENTS

WO WO2014093365 6/2014

* cited by examiner

Primary Examiner — George D Kirschbaum

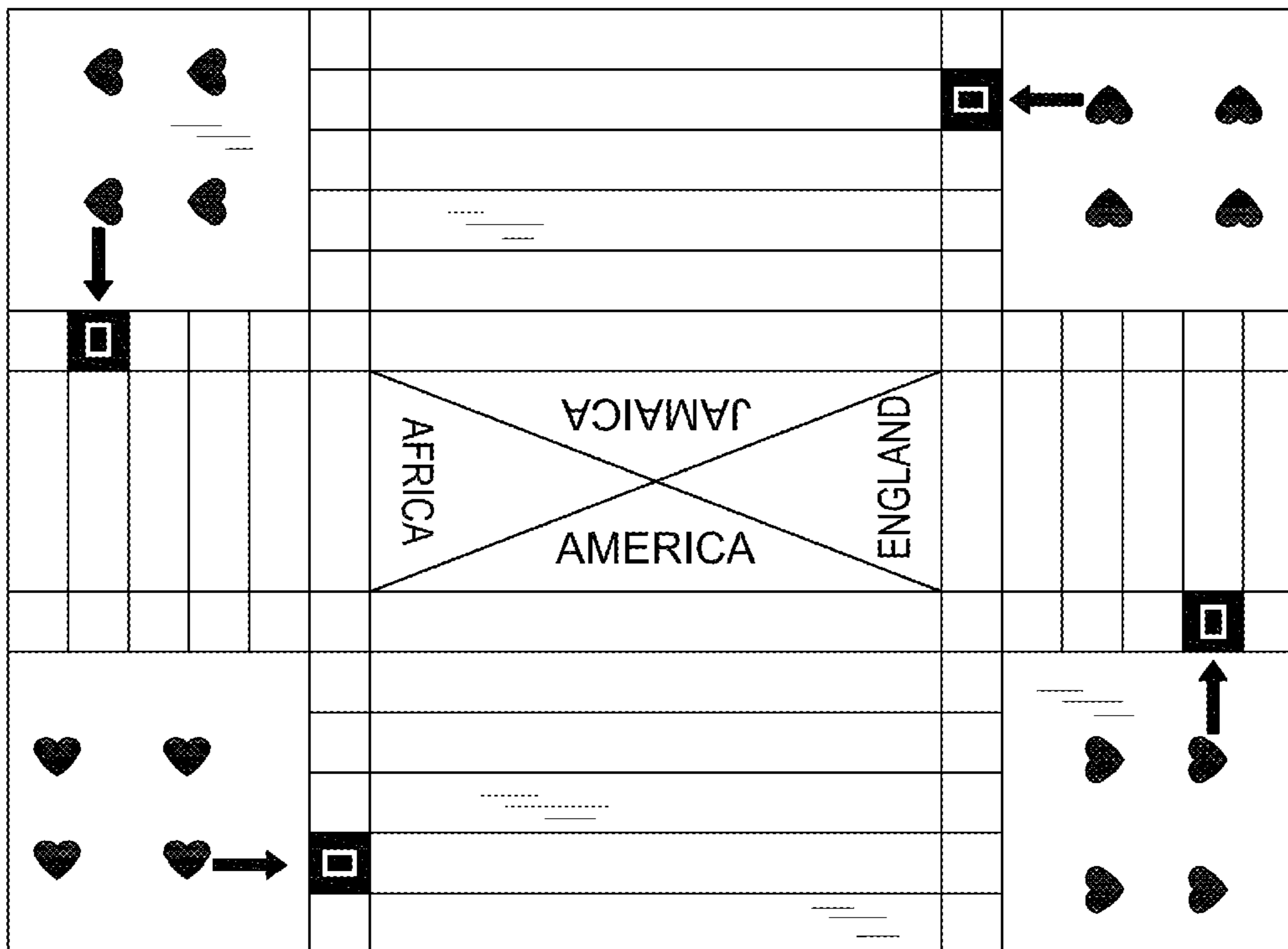
(57) **CLAIM**

The ornamental design for a game board, as shown and described.

DESCRIPTION

FIG. 1 is a front view of a game board showing my new design;
FIG. 2 is a rear view of the game board;
FIG. 3 is a left side view of the game board, a right side view being a mirror image thereof; and,
FIG. 4 is a top view of the game board, a bottom view being a mirror image thereof.

1 Claim, 3 Drawing Sheets



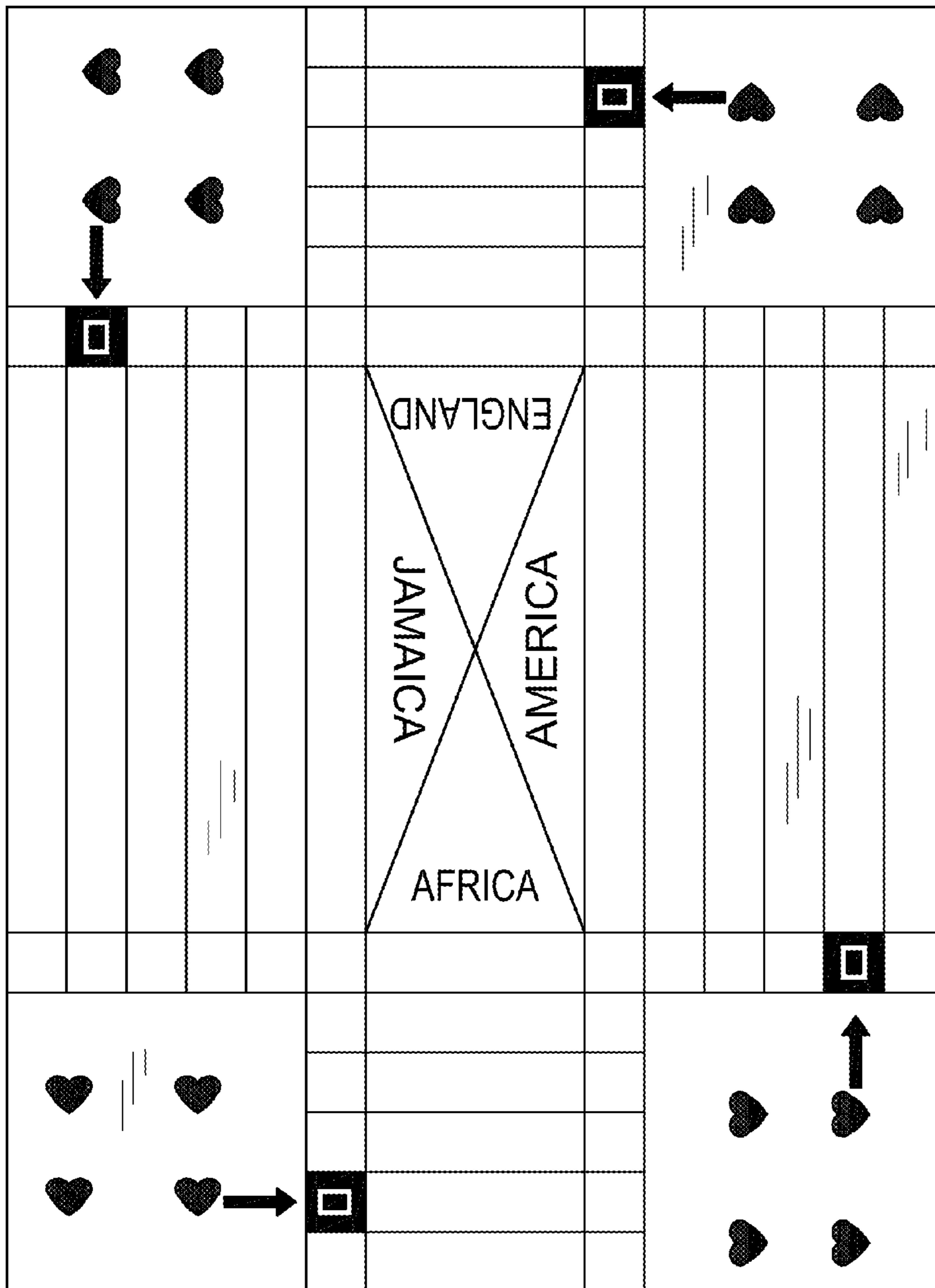


FIG. 1

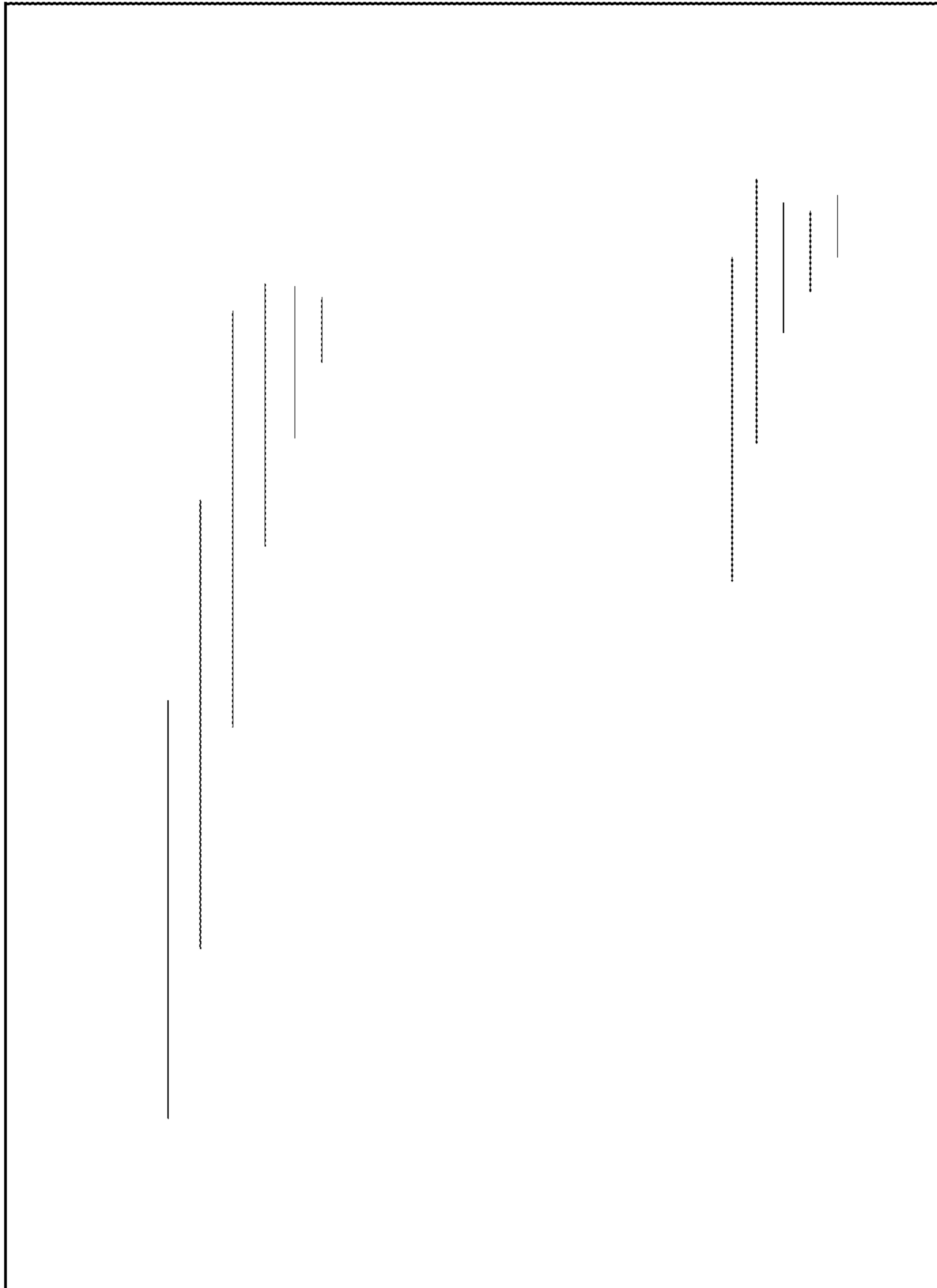


FIG. 2



FIG. 3



FIG. 4