



US00D767660S

(12) **United States Design Patent**  
**Mikroulis**

(10) **Patent No.:** **US D767,660 S**

(45) **Date of Patent:** **\*\* Sep. 27, 2016**

(54) **RETICLE SYSTEM**

(71) Applicant: **Dimitri Mikroulis**, Idyllwild, CA (US)

(72) Inventor: **Dimitri Mikroulis**, Idyllwild, CA (US)

(\*\*) Term: **14 Years**

(21) Appl. No.: **29/523,785**

(22) Filed: **Apr. 14, 2015**

(51) **LOC (10) Cl.** ..... **16-06**

(52) **U.S. Cl.**  
USPC ..... **D16/136**; D16/134

(58) **Field of Classification Search**  
USPC ..... D16/130-136; D22/100, 108-110, 199;  
33/297, 298; 42/111, 112, 113, 122,  
42/124, 130, 134-145; 225/414; 356/29,  
356/139.02, 250, 251, 252, 138; 359/428,  
359/424; 89/41, 19, 161, 200-204;  
350/550; 250/467.1; 235/414

CPC ..... F41G 3/08  
See application file for complete search history.

(56) **References Cited**

**U.S. PATENT DOCUMENTS**

- 7,100,320 B2 \* 9/2006 Verdugo ..... F41G 1/345  
33/297
- D684,653 S \* 6/2013 Smith ..... D22/109
- D716,409 S \* 10/2014 Mikroulis ..... D22/109
- D716,905 S \* 11/2014 Beckett ..... D22/109

- D720,033 S \* 12/2014 Mikroulis ..... D22/109
- 8,910,412 B2 \* 12/2014 Mikroulis ..... F41G 1/473  
42/122
- 9,068,799 B1 \* 6/2015 Wu ..... F41G 1/38
- D758,523 S \* 6/2016 Mikroulis ..... D22/109
- 2005/0188601 A1 \* 9/2005 Verdugo ..... F41G 1/345  
42/130
- 2006/0026887 A1 \* 2/2006 Verdugo ..... F41G 1/345  
42/130
- 2007/0022651 A1 \* 2/2007 Verdugo ..... F41G 1/38  
42/130

\* cited by examiner

*Primary Examiner* — Susan Bennett Hattan

*Assistant Examiner* — Jennifer Wright

(74) *Attorney, Agent, or Firm* — Jackson Walker L.L.P.

(57) **CLAIM**

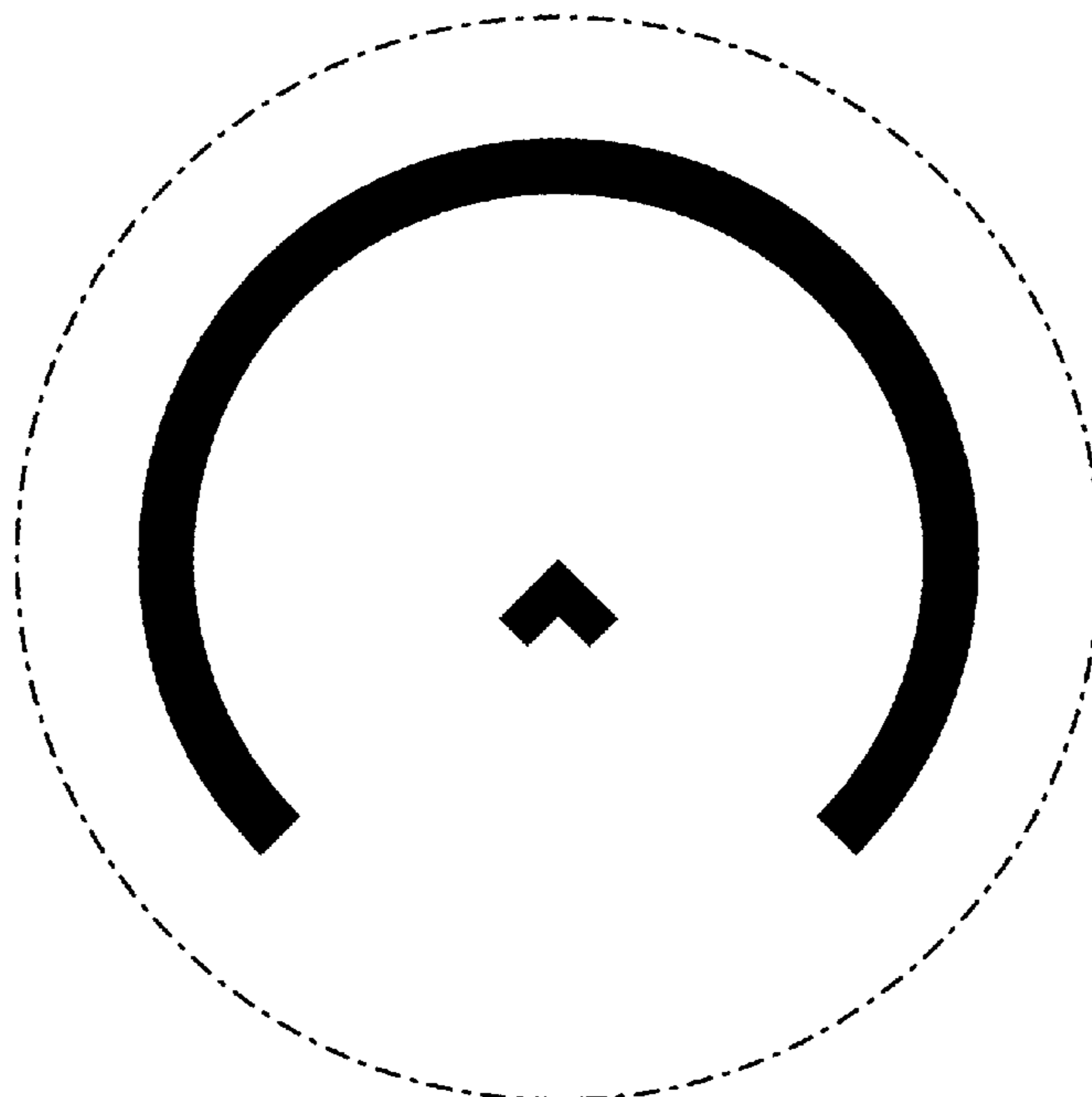
The ornamental design for a reticle system, as shown and described.

**DESCRIPTION**

FIG. 1 is a front view of a reticle system showing my new design; and,

FIG. 2 is another front view of the reticle system. The broken lines showing of the medium in the Figures are for illustrative purposes only and form no part of the claimed design. The broken lines showing the environmental structure in FIG. 2 are for illustrative purposes only and form no part of the claimed design.

**1 Claim, 1 Drawing Sheet**



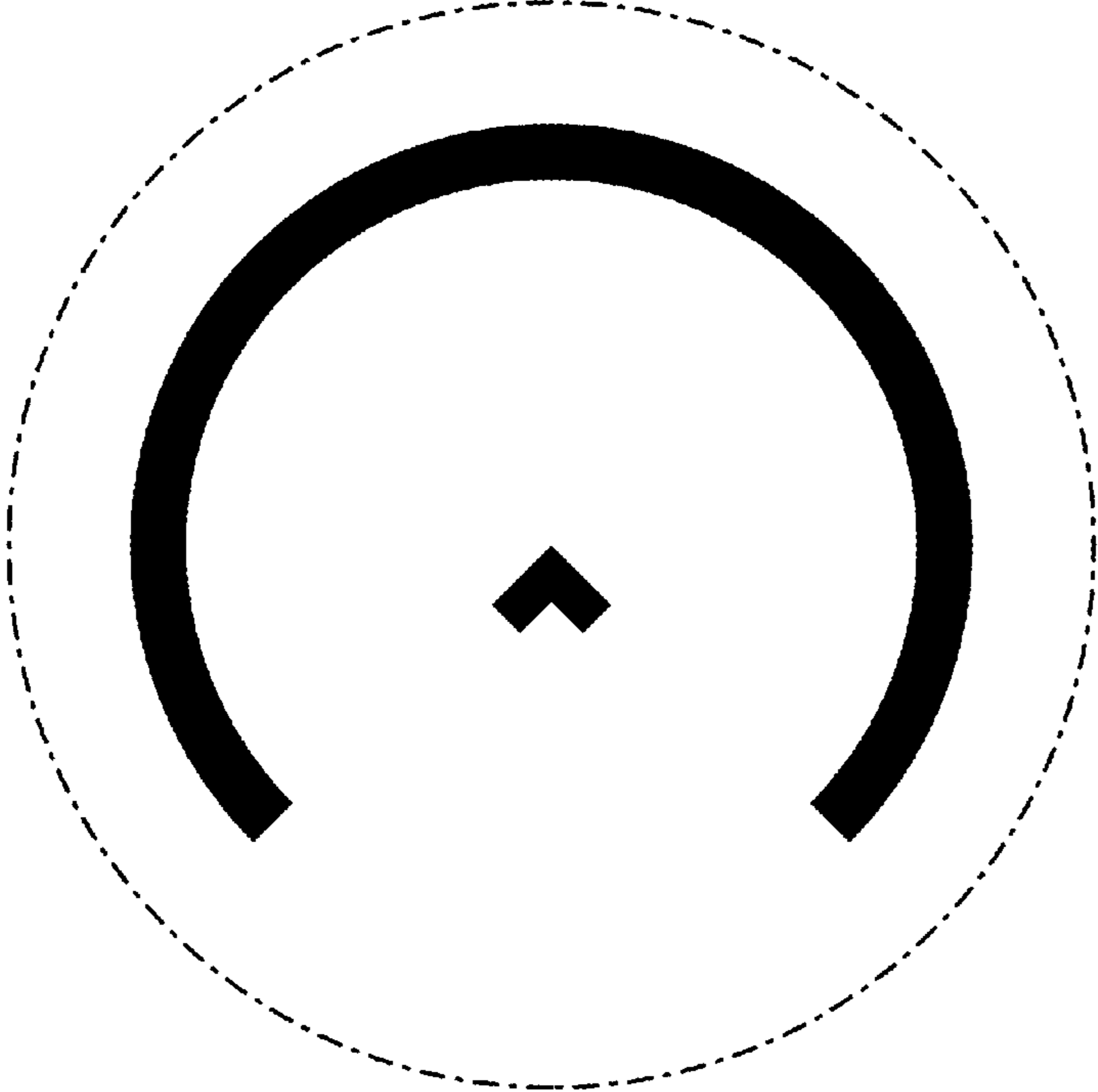


FIG. 1

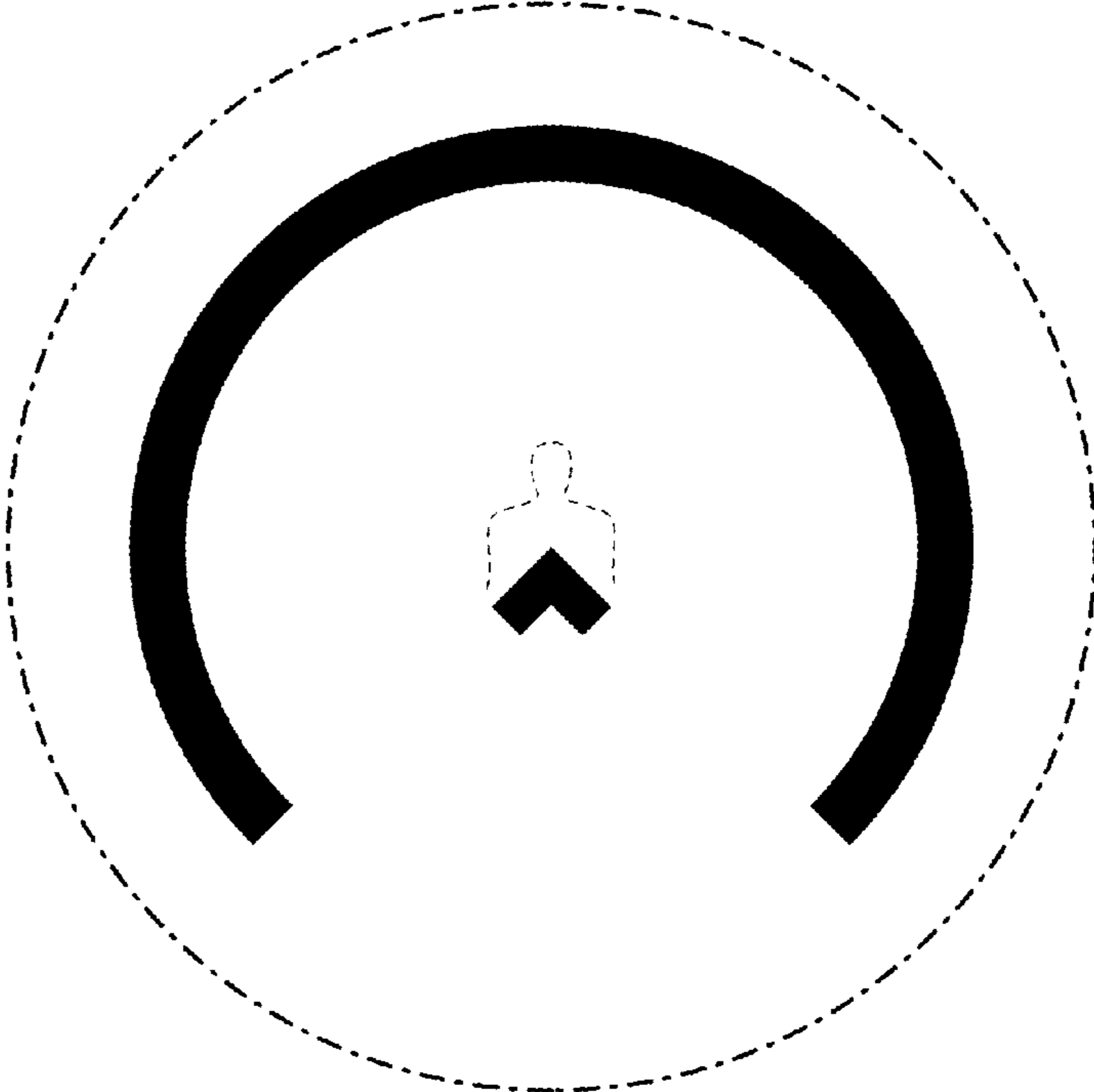


FIG. 2