



US00D767645S

(12) **United States Design Patent**
Okuyama et al.

(10) **Patent No.:** **US D767,645 S**

(45) **Date of Patent:** **** Sep. 27, 2016**

(54) **BONNET FOR TRACTOR**

(71) Applicant: **Yanmar Co., Ltd.**, Osaka-shi, Osaka (JP)

(72) Inventors: **Kiyoyuki Okuyama**, Yamagata (JP);
Yoshiaki Kurokawa, Osaka (JP);
Junko Kudou, Osaka (JP)

(73) Assignee: **Yanmar Co., Ltd.**, Osaka (JP)

(**) Term: **14 Years**

(21) Appl. No.: **29/523,843**

(22) Filed: **Apr. 14, 2015**

(30) **Foreign Application Priority Data**

Oct. 15, 2014 (JP) D2014-023116

(51) **LOC (10) Cl.** **15-03**

(52) **U.S. Cl.**
USPC **D15/31**

(58) **Field of Classification Search**
USPC D15/10, 11, 13-17, 28, 22-26, 31;
D12/173; 180/69.21, 89.1, 89.12, 900,
180/69.2, 68.1, 69.1; 56/13.3, 13.4, 15.8,
56/15.9, 320.1
CPC B62D 25/10; B62D 25/00; B62D
49/00-49/085; B60R 19/52; B60R 21/38;
B60K 13/02; B60K 11/08; B60K 11/04;
F01P 11/10; F01P 5/06; F01P 2001/005;
B60Y 2200/221
See application file for complete search history.

(56) **References Cited**

U.S. PATENT DOCUMENTS

D488,488 S * 4/2004 Montgomery D15/31
D546,351 S * 7/2007 Arthur D15/31
D586,828 S * 2/2009 Staines D15/31
D591,777 S * 5/2009 Kokitkar D15/31
D596,205 S * 7/2009 Kawashiri D15/31

D620,955 S * 8/2010 Krogh D15/31
D624,944 S * 10/2010 Major D15/31
D631,489 S * 1/2011 Booth D15/31
D632,312 S * 2/2011 Booth D15/31
D642,598 S * 8/2011 Wikner D15/31
D655,318 S * 3/2012 Hagele D15/31
D668,695 S * 10/2012 Ringer D15/31

(Continued)

OTHER PUBLICATIONS

U.S. Appl. No. 29/503,364, filed Sep. 25, 2014.

Primary Examiner — Mark Goodwin

(74) *Attorney, Agent, or Firm* — Sterne, Kessler, Goldstein & Fox P.L.L.C.

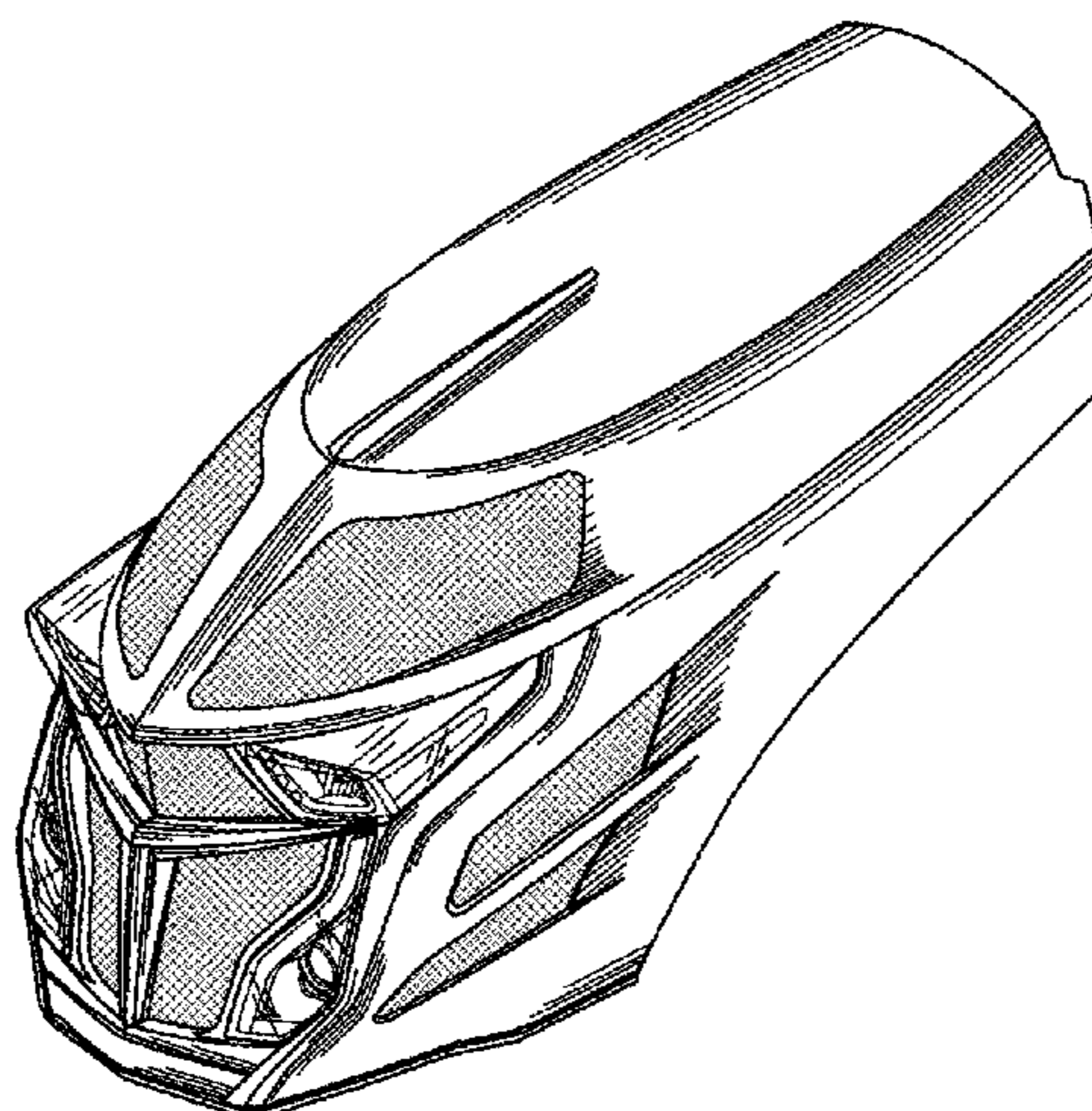
(57) **CLAIM**

The ornamental design for a bonnet for tractor, as shown and described.

DESCRIPTION

FIG. 1 is a top perspective view of a bonnet for tractor showing our new design;
FIG. 2 is a front view thereof;
FIG. 3 is a rear view thereof;
FIG. 4 is a top plan view thereof;
FIG. 5 is a bottom plan view thereof;
FIG. 6 is a left side view thereof;
FIG. 7 is a right side view thereof; and,
FIG. 8 is a reference view of the bonnet for tractor showing our new design in an environment in which it may be used, the broken lines forming no part of the claimed design.
The gray shading in the Figures shows outside air inlets and not surface ornamentation.
The shade lines in the Figures show contour and not surface ornamentation.
The oblique shade lines in the Figures show transparency or translucency.
The broken lines in the Figures show portions of the bonnet for tractor that form no part of the claimed design.

1 Claim, 7 Drawing Sheets



US D767,645 S

Page 2

(56)

References Cited

U.S. PATENT DOCUMENTS

D675,233 S * 1/2013 Kushita D15/31
D680,562 S * 4/2013 Park D15/31
D715,332 S * 10/2014 Kuwae D15/28
D720,874 S * 1/2015 Jackson D15/28

D721,105 S * 1/2015 Okuyama D15/31
D729,282 S * 5/2015 Sasaki D15/31
D733,767 S * 7/2015 Kushita D15/31
D735,248 S * 7/2015 Okuyama D15/31
D735,775 S * 8/2015 Okuyama D15/31

* cited by examiner

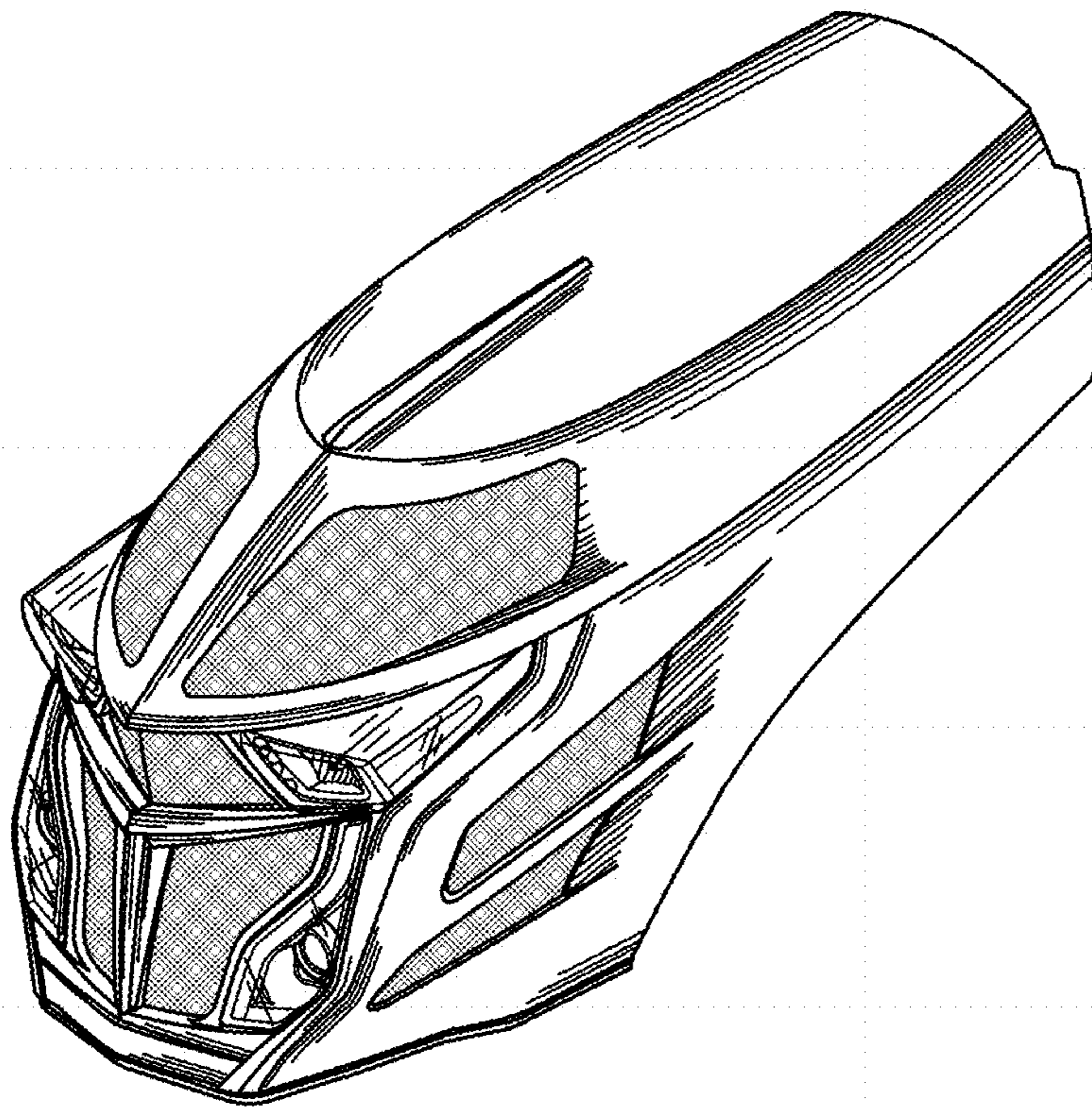


FIG. 1

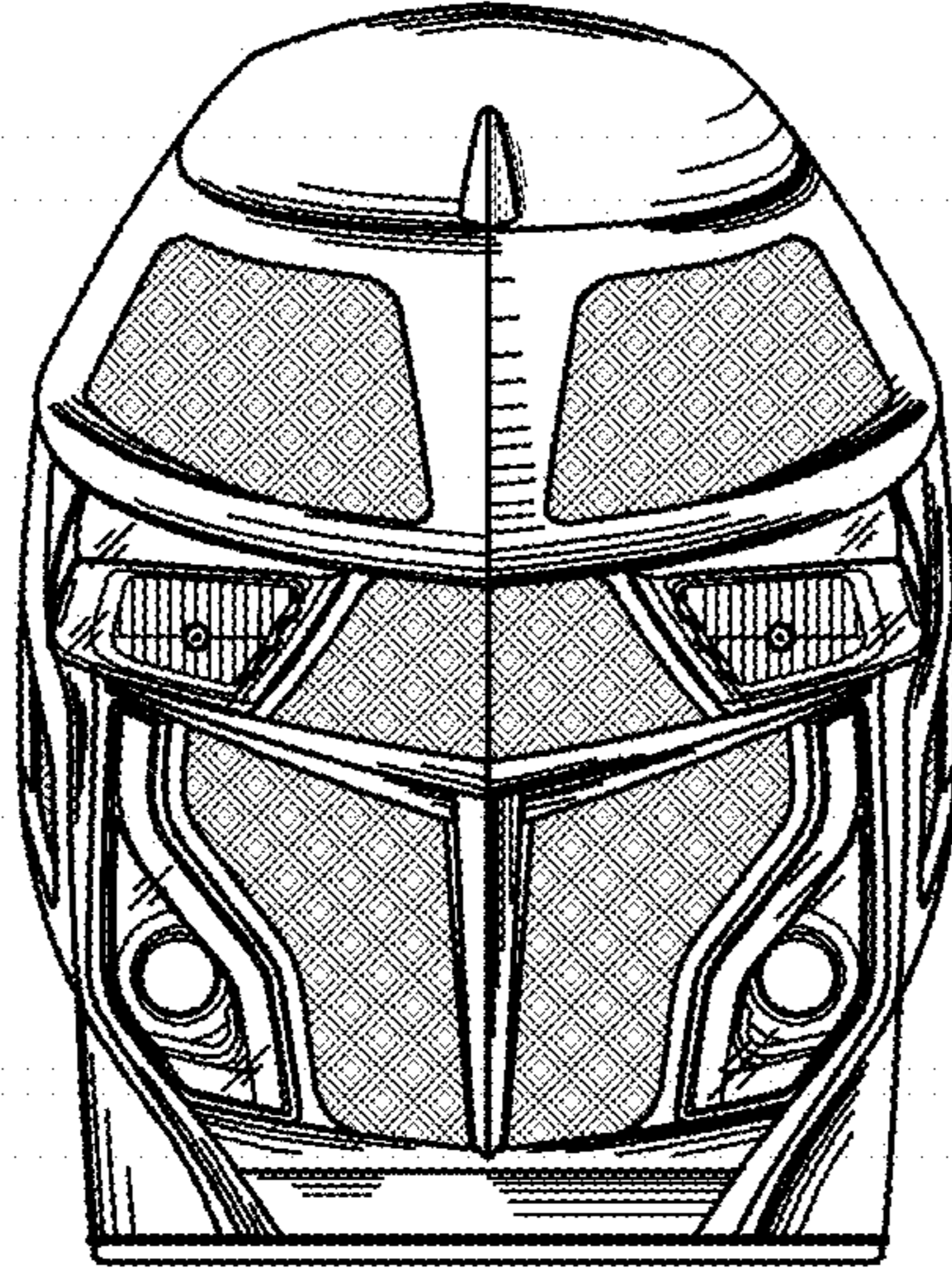


FIG. 2

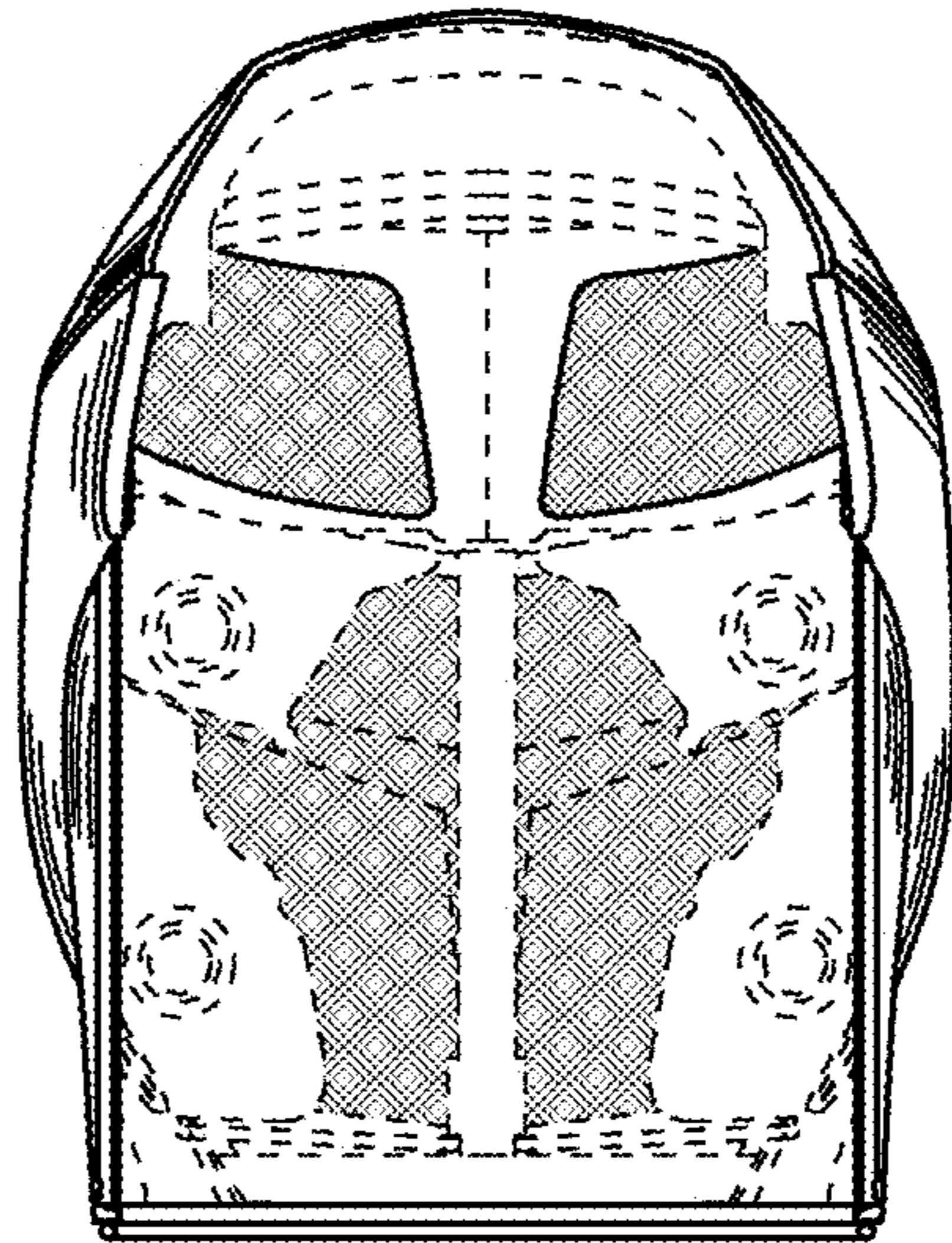


FIG. 3

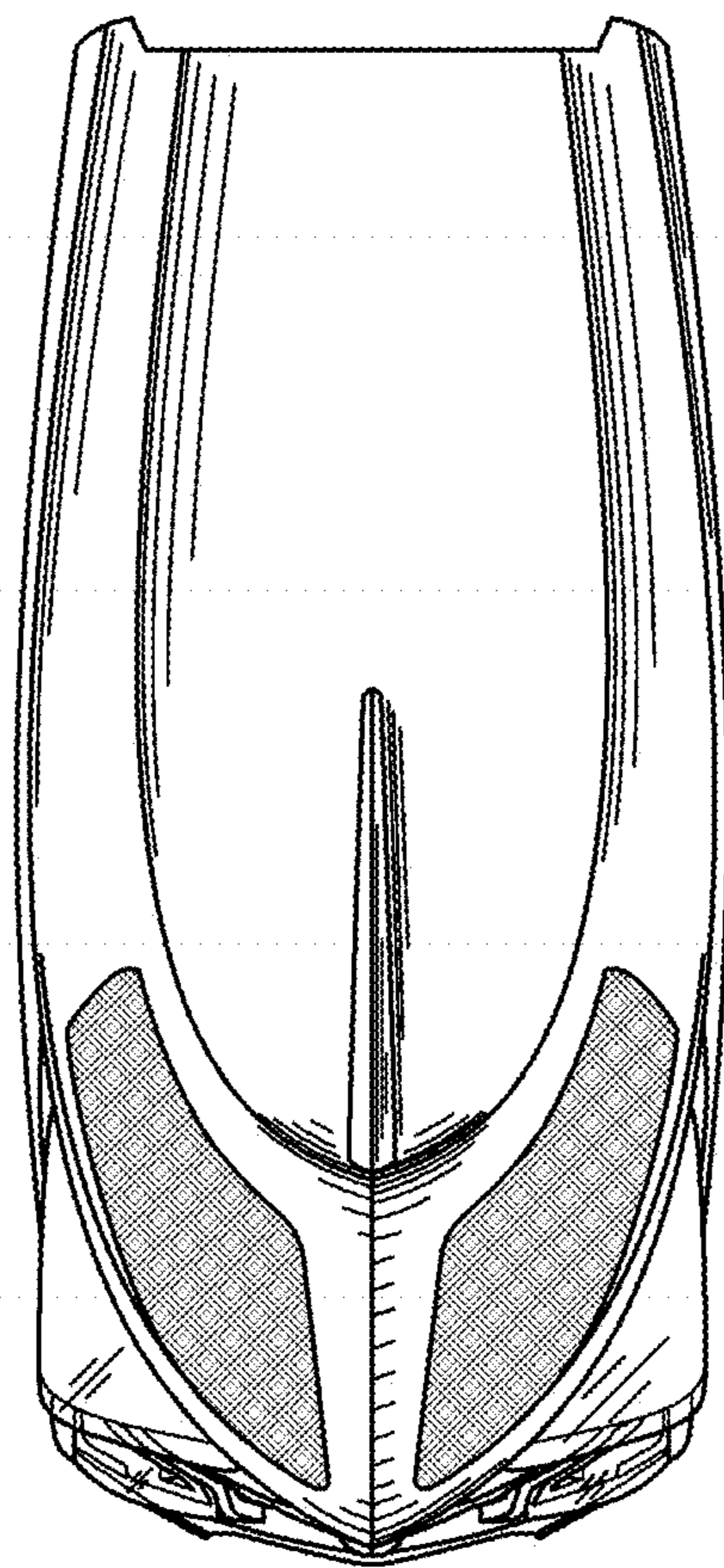


FIG. 4

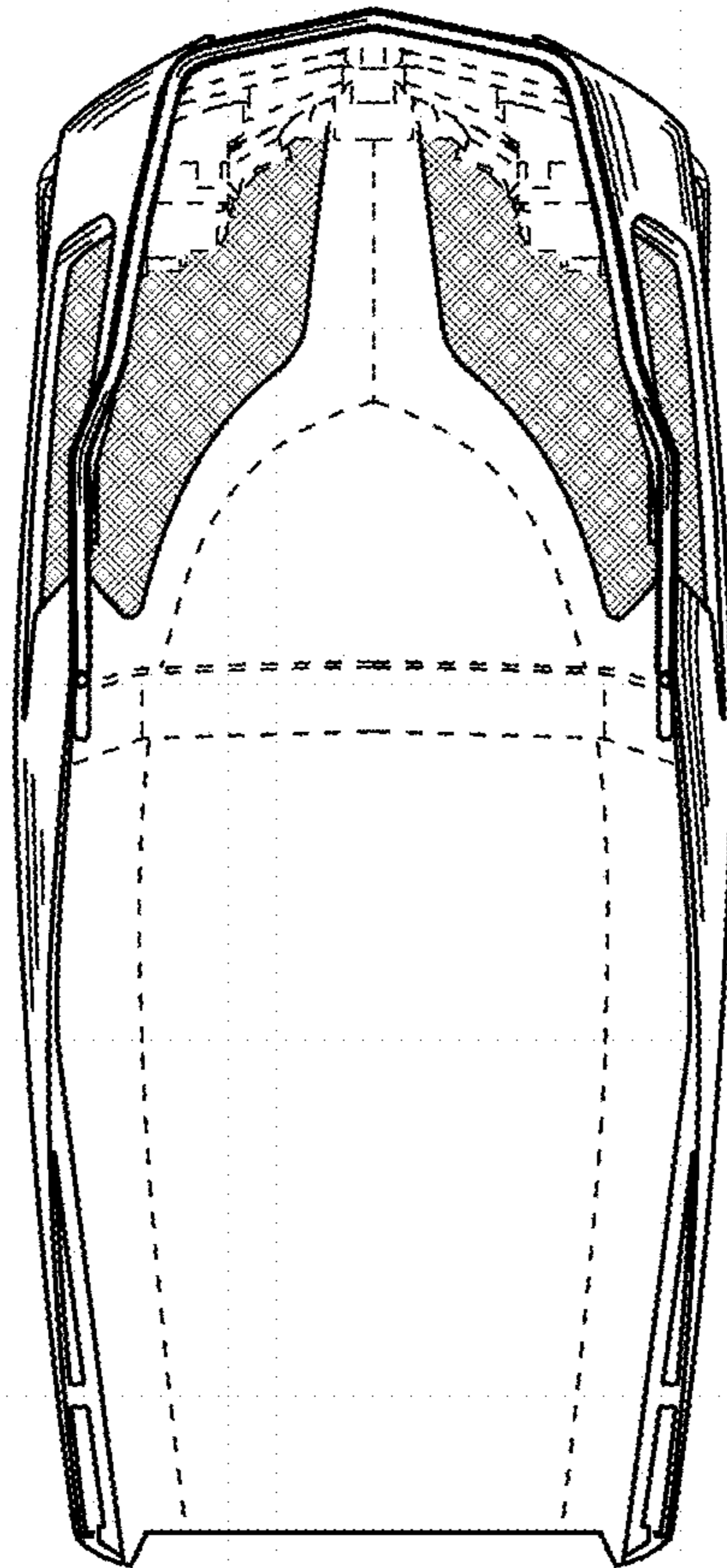


FIG. 5

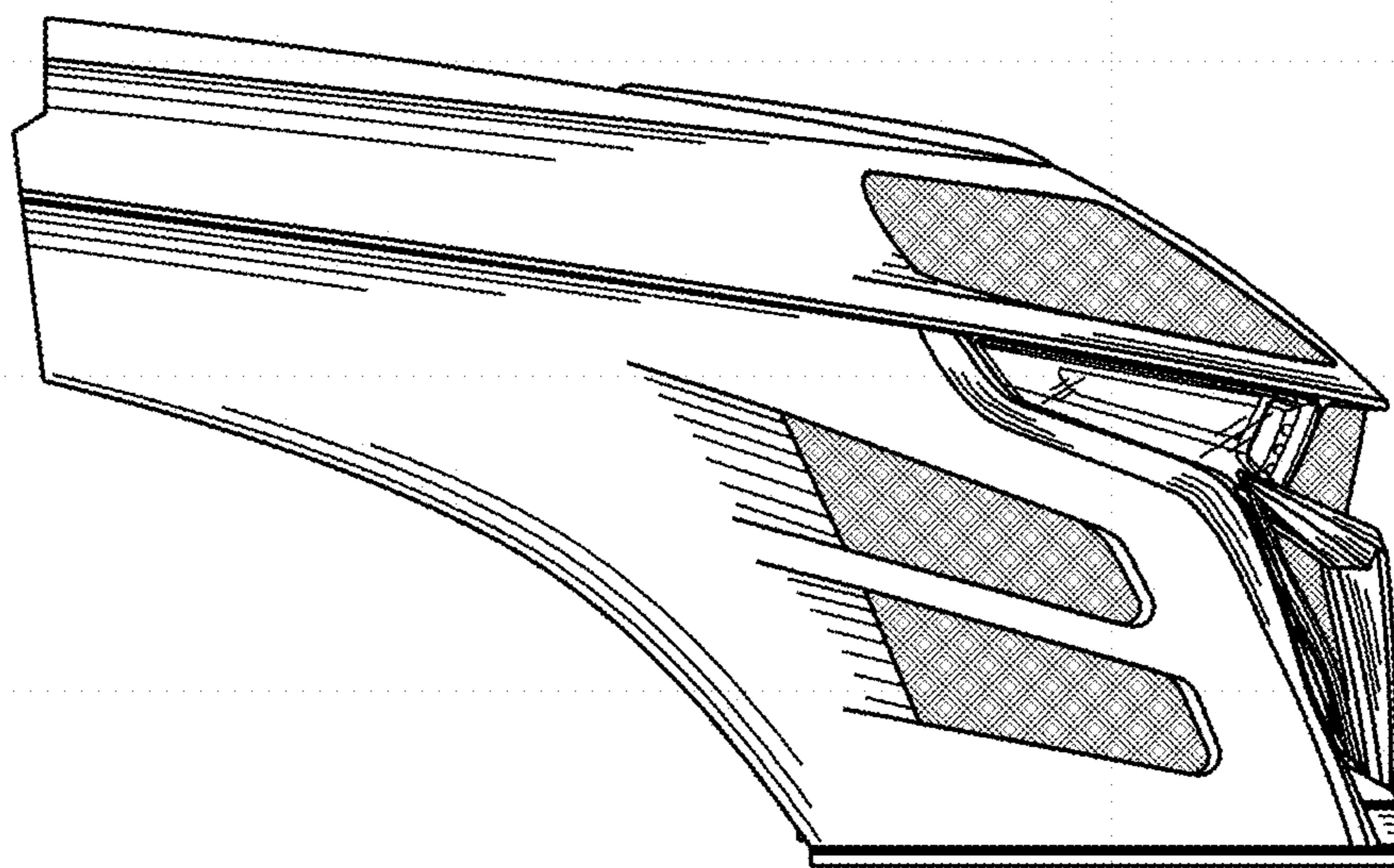


FIG. 6

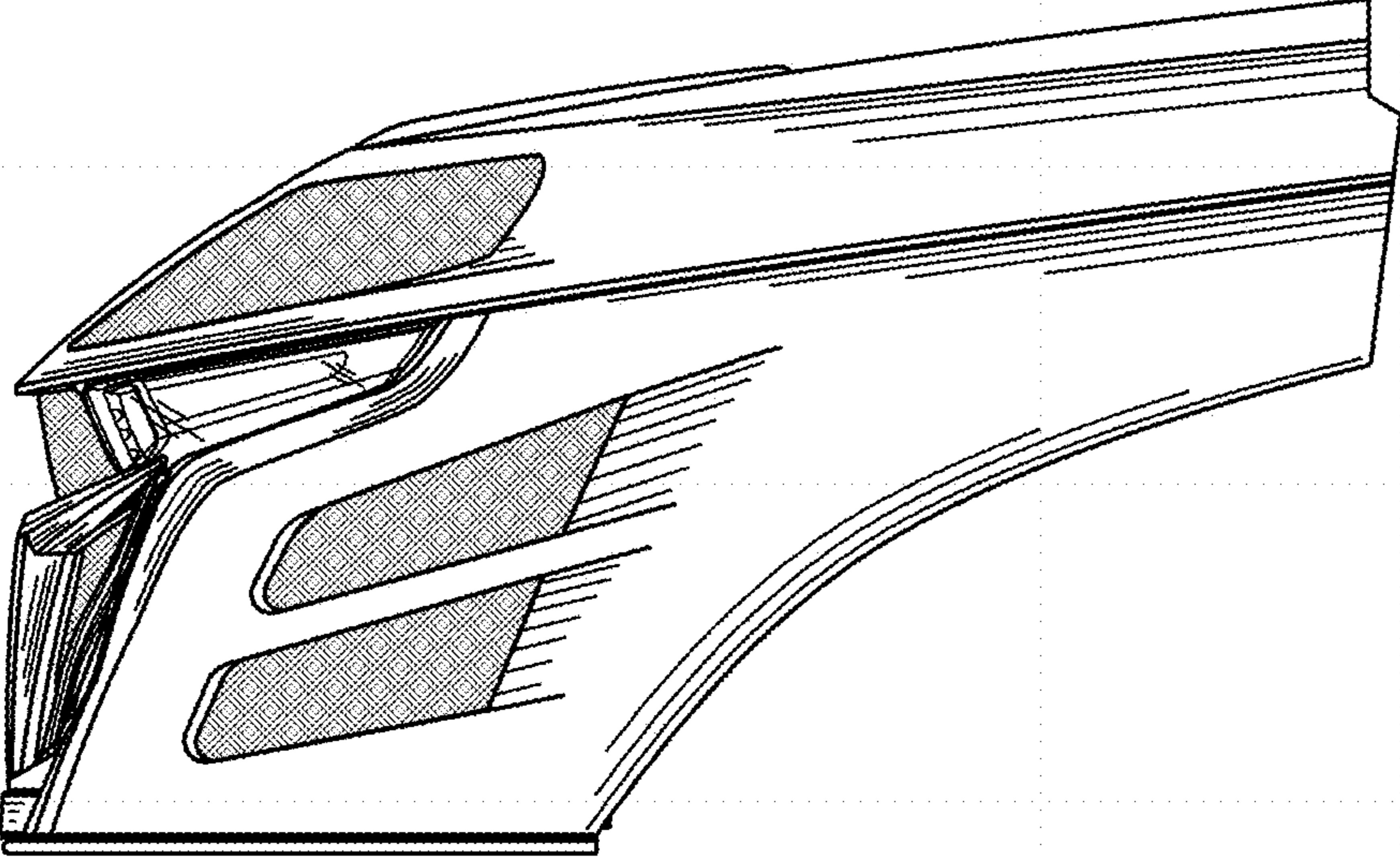


FIG. 7

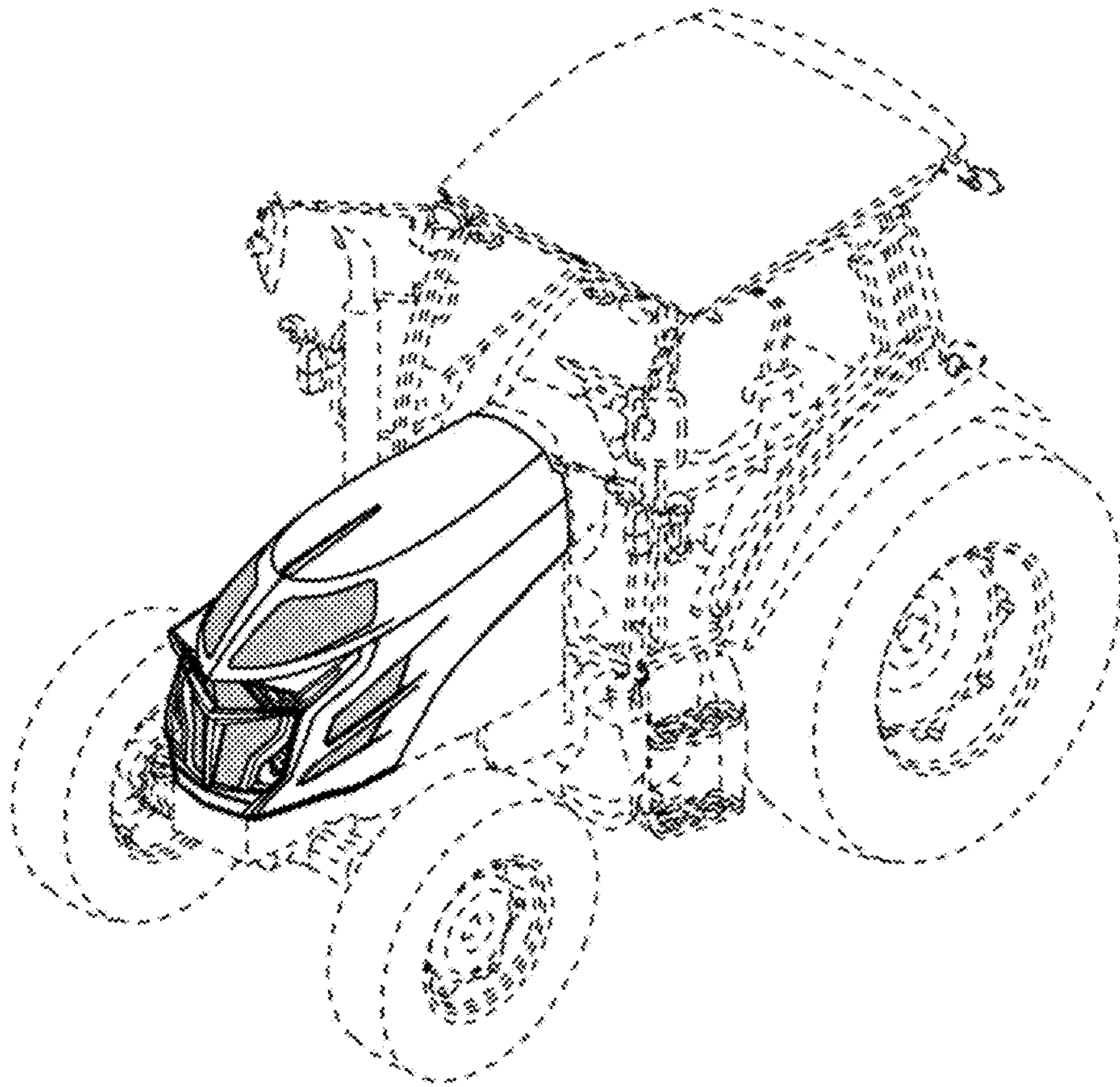


FIG. 8