



US00D767579S

(12) **United States Design Patent** (10) **Patent No.:** **US D767,579 S**
Mo et al. (45) **Date of Patent:** **** *Sep. 27, 2016**

(54) **COMPUTER KEYBOARD**

(56) **References Cited**

(71) Applicants: **Yeong Il Mo**, Seoul (KR); **Suk Gyoung Lee**, Seoul (KR); **G&G Commerce, Ltd.**, Seoul (KR); **Canvasee Co., Ltd.**, Seoul (KR)

U.S. PATENT DOCUMENTS

| | | | |
|-------------------|--------|----------------------|---------|
| 5,186,555 A * | 2/1993 | Chiba | 400/485 |
| 5,288,158 A * | 2/1994 | Matias | 400/472 |
| D359,480 S * | 6/1995 | Levine | D14/456 |
| 5,497,151 A * | 3/1996 | Dombroski | 341/22 |
| D371,775 S * | 7/1996 | Steiner et al. | D14/456 |
| 5,532,691 A * | 7/1996 | Honomizo | 341/22 |
| D547,322 S * | 7/2007 | Ivanov | D14/489 |
| D667,414 S * | 9/2012 | Osman | D14/456 |
| 2006/0061542 A1 * | 3/2006 | Stokic | 345/156 |
| 2009/0058689 A1 * | 3/2009 | Chang et al. | 341/22 |
| 2011/0055697 A1 * | 3/2011 | Davidson et al. | 715/702 |
| 2011/0225529 A1 * | 9/2011 | Park et al. | 715/769 |

(72) Inventors: **Yeong Il Mo**, Seoul (KR); **Suk Gyoung Lee**, Seoul (KR)

* cited by examiner

(73) Assignee: **G & G COMMERCE LTD.**, Seoul (KR)

Primary Examiner — Freda S Nunn

(*) Notice: This patent is subject to a terminal disclaimer.

(74) *Attorney, Agent, or Firm* — Mintz Levin Cohn Ferris Glovsky and Popeo, P.C.; Kongsik Kim; Jonathan P. Western

(**) Term: **14 Years**

(21) Appl. No.: **29/440,831**

(57) **CLAIM**

(22) Filed: **Dec. 27, 2012**

The ornamental design for a computer keyboard, as shown and described.

(30) **Foreign Application Priority Data**

DESCRIPTION

Sep. 12, 2012 (KR) 30-2012-0043916

(51) **LOC (10) Cl.** **14-02**

(52) **U.S. Cl.**
USPC **D14/456**

(58) **Field of Classification Search**
USPC D14/138, 247, 341-346, 391-399, 455, D14/456, 485, 491, 496; D18/1, 2, 7, 11, D18/4.1-4.6, 24-28; 178/17 A, 17 C; 200/5 A, 5 R, 6 A, 6 R; 235/145 A, 145 R; 341/22, 23; 345/156, 160, 168, 169; 361/679.08, 679.09, 679.11, 679.12; 400/472, 484-490, 492, 682; 455/418, 455/550.1, 556.2, 575.1, 575.3, 575.4; 715/769, 780

FIG. 1 is a perspective view of a computer keyboard according to the present invention.
FIG. 2 is a front view of the computer keyboard of FIG. 1.
FIG. 3 is a rear view of the computer keyboard of FIG. 1.
FIG. 4 is a left side view of the computer keyboard of FIG. 1.
FIG. 5 is a right side view of the computer keyboard of FIG. 1.
FIG. 6 is a top view of the computer keyboard of FIG. 1; and,
FIG. 7 is a bottom view of the computer keyboard of FIG. 1.
The dashed and dotted lines in the drawings are shown for environment only and form no part of the claimed design.

See application file for complete search history.

1 Claim, 3 Drawing Sheets

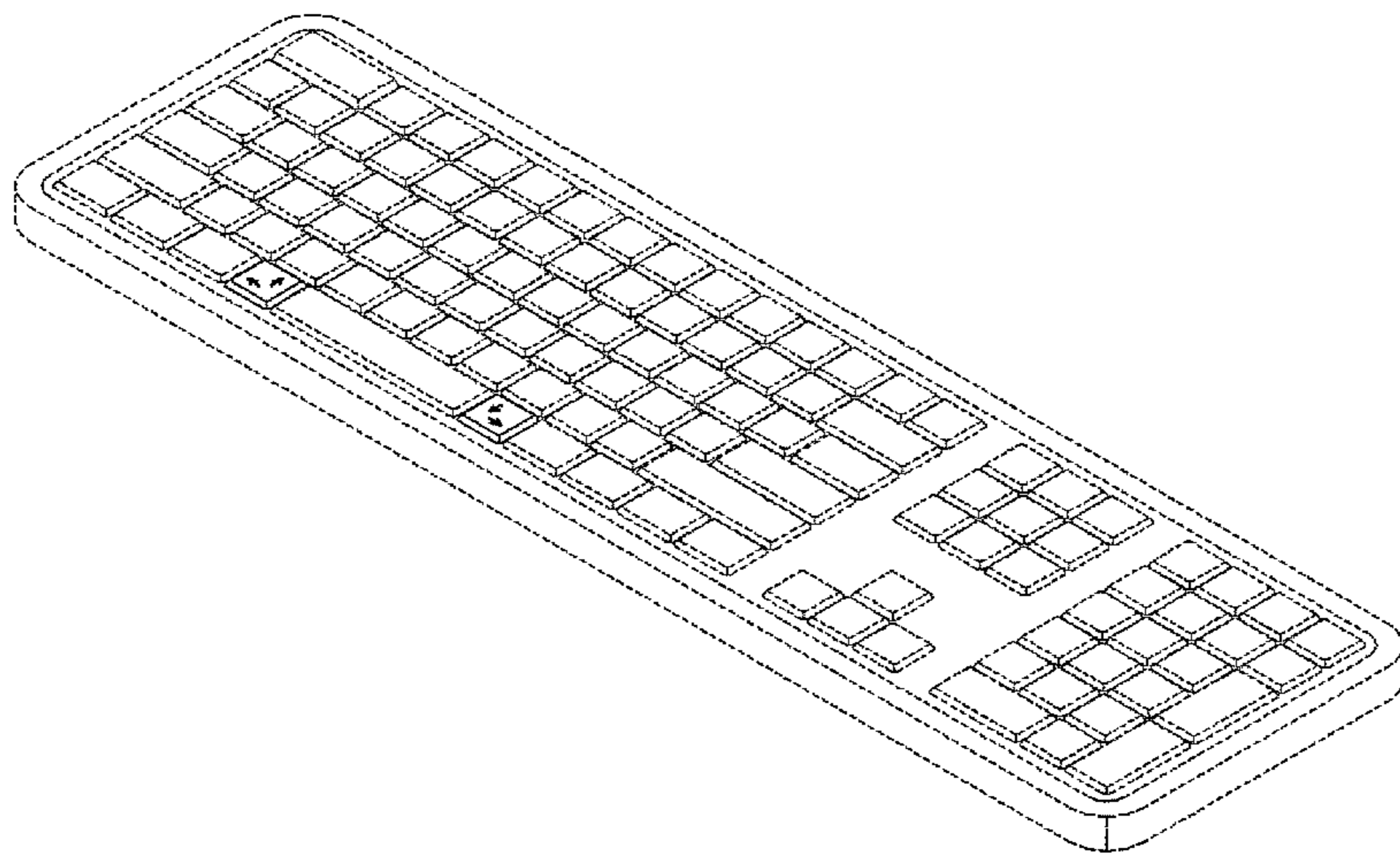


FIG. 1

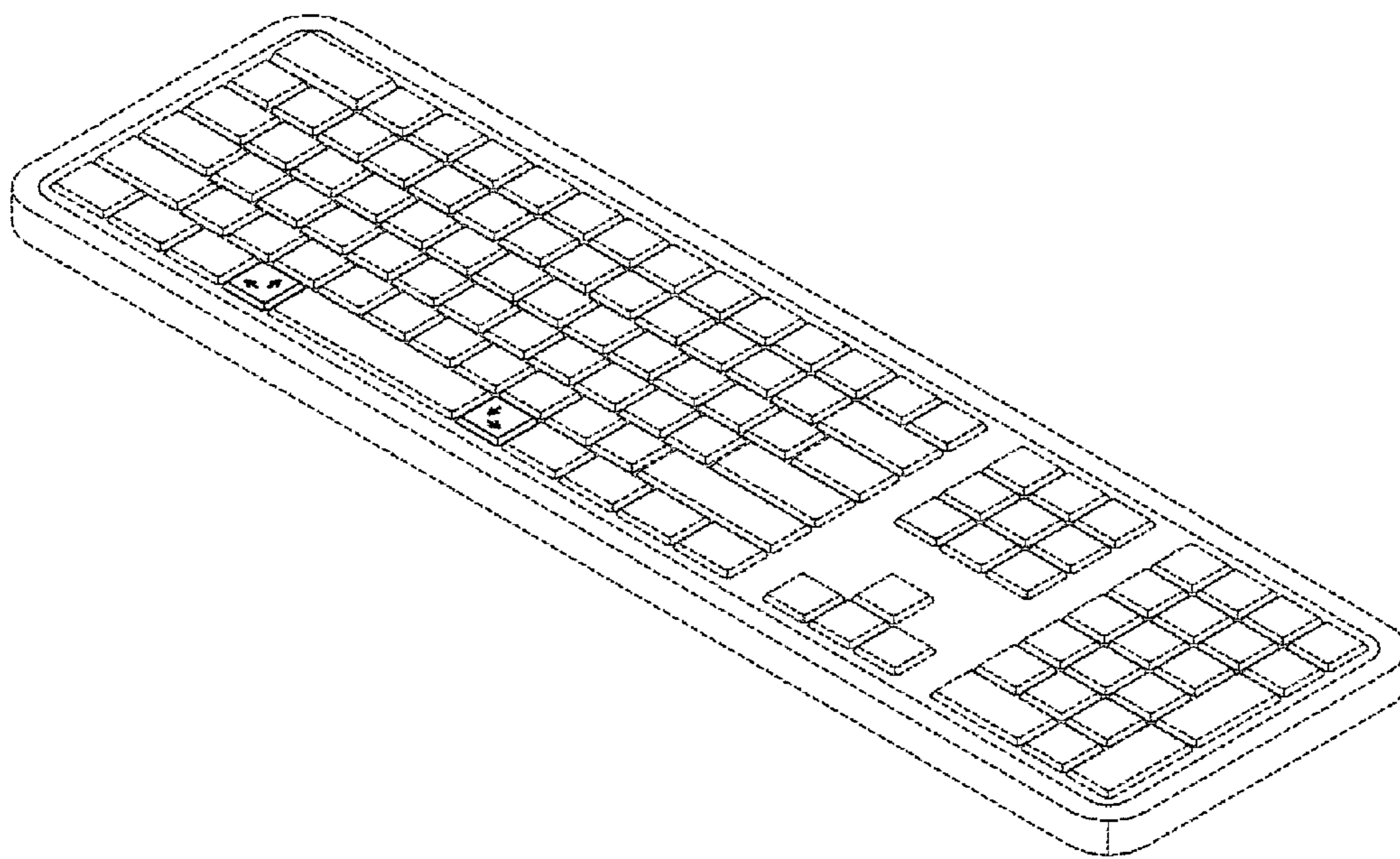


FIG. 2

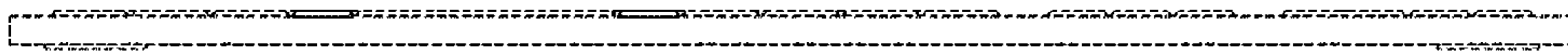


FIG. 3




FIG. 4




FIG. 5




FIG. 6

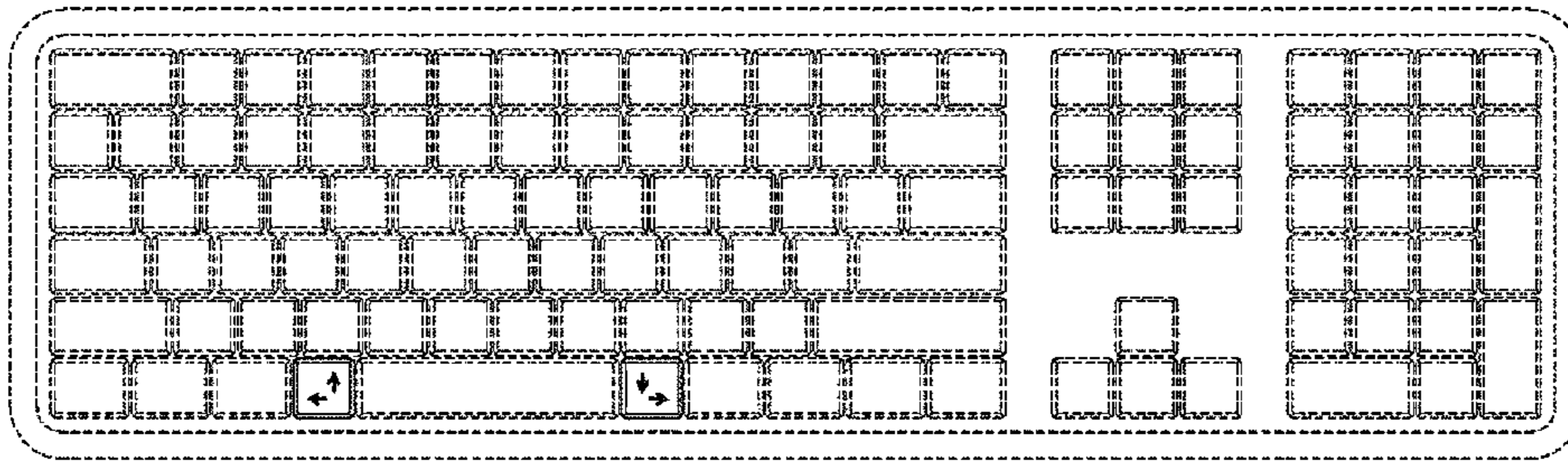


FIG. 7

