



US00D767575S

(12) **United States Design Patent** (10) **Patent No.:** **US D767,575 S**
Green (45) **Date of Patent:** **** Sep. 27, 2016**

(54) **COMPUTER STAND**

(71) Applicant: **Andrew Bradford Green**, Mt. Pleasant, SC (US)

(72) Inventor: **Andrew Bradford Green**, Mt. Pleasant, SC (US)

(**) Term: **15 Years**

(21) Appl. No.: **29/538,735**

(22) Filed: **Sep. 8, 2015**

(51) **LOC (10) Cl.** **08-07**

(52) **U.S. Cl.**
USPC **D14/447**

(58) **Field of Classification Search**
USPC D14/447, 432, 434, 439, 440, 451, 452, D14/457, 250, 251, 253; D3/218; D6/406.3, D6/406.4, 406.5, 406.6
CPC A45C 2011/003; A45C 2011/002; A45C 13/002; A47B 2023/049; A47B 2097/005; A47B 2097/006; A47B 21/04; A47B 23/00; A47B 23/043; A47B 2021/0307; A47B 2023/005; F16M 2200/00; H04B 1/3888; H04M 1/185; H04M 1/04
See application file for complete search history.

(56) **References Cited**

U.S. PATENT DOCUMENTS

D455,755 S * 4/2002 Levine D14/447
D558,192 S * 12/2007 Daly D14/251

D559,850 S * 1/2008 Lye D14/447
D579,455 S * 10/2008 Chu D14/447
D620,942 S * 8/2010 Huang D14/447
D626,129 S * 10/2010 Lutz D14/447
D637,601 S * 5/2011 Symons D14/447
D682,282 S * 5/2013 Steinfeld D14/447
D692,438 S * 10/2013 Chang D14/447
D701,215 S * 3/2014 King D14/447
D703,675 S * 4/2014 Jensen D14/447
D715,804 S * 10/2014 Frenzel D14/447
D743,955 S * 11/2015 Wu D14/253

* cited by examiner

Primary Examiner — Angela J Lee

(74) *Attorney, Agent, or Firm* — W. Edward Ramage; Baker Donelson

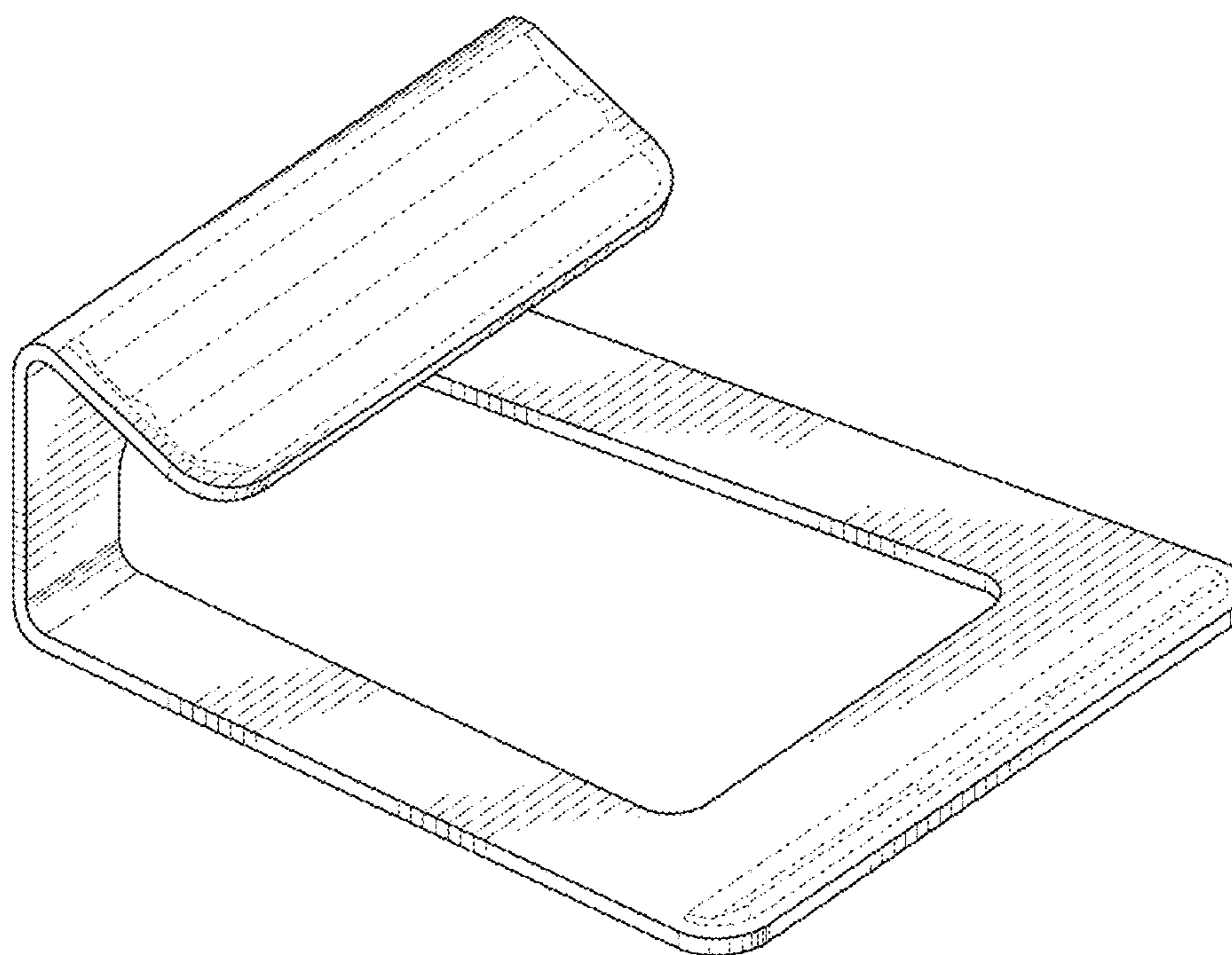
(57) **CLAIM**

The ornamental design for a computer stand, as shown and described.

DESCRIPTION

FIG. 1 is a front perspective view of the new design;
FIG. 2 is a front view thereof;
FIG. 3 is a rear view thereof;
FIG. 4 is a left side view thereof;
FIG. 5 is a right side view thereof;
FIG. 6 is a top view thereof; and,
FIG. 7 is a bottom view thereof.
The broken lines shown in the drawings represent portions of the computer stand that form no part of the claimed design.

1 Claim, 7 Drawing Sheets



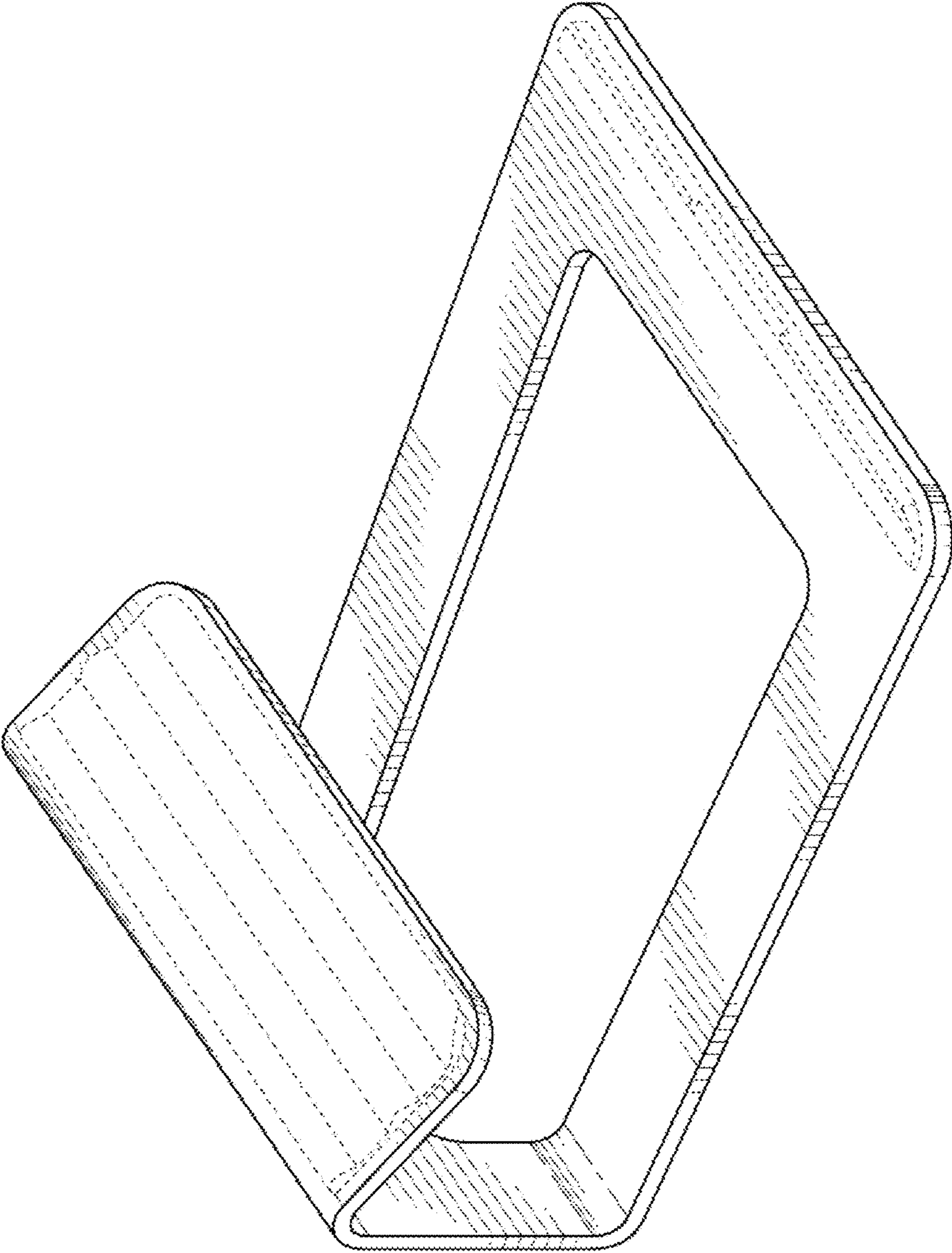


FIG. 1

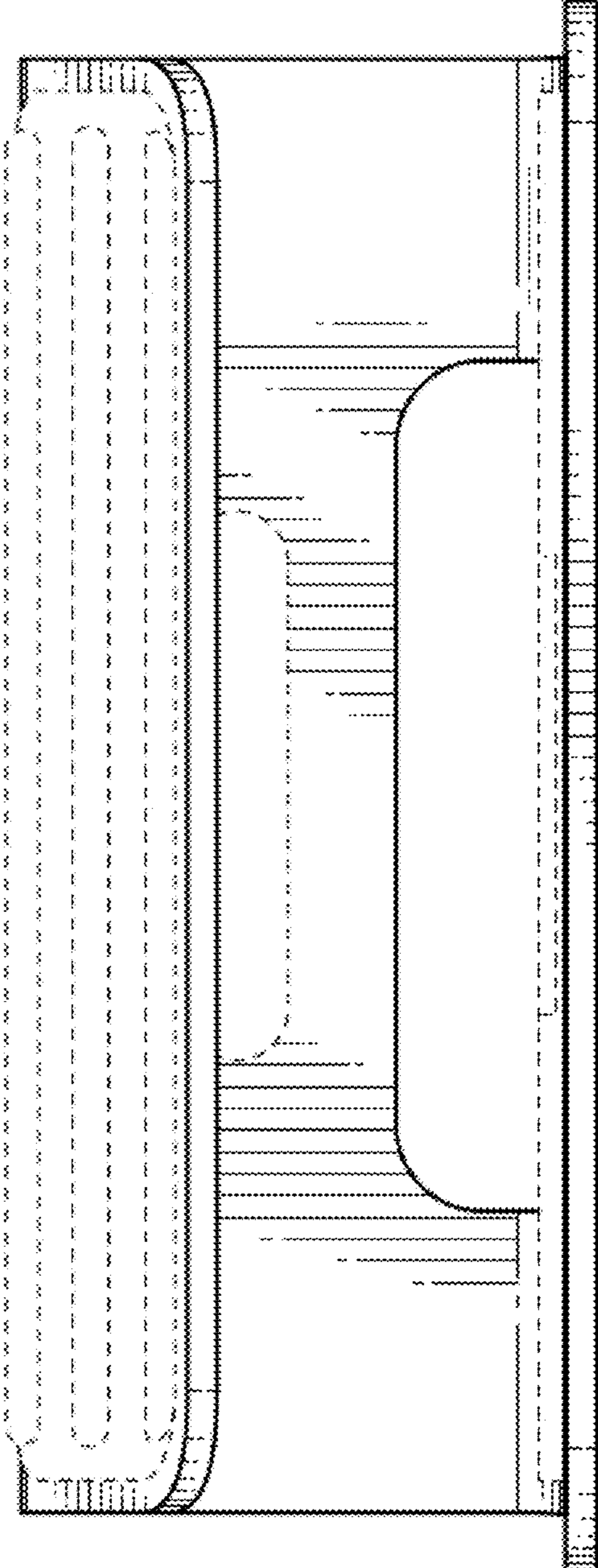


FIG. 2

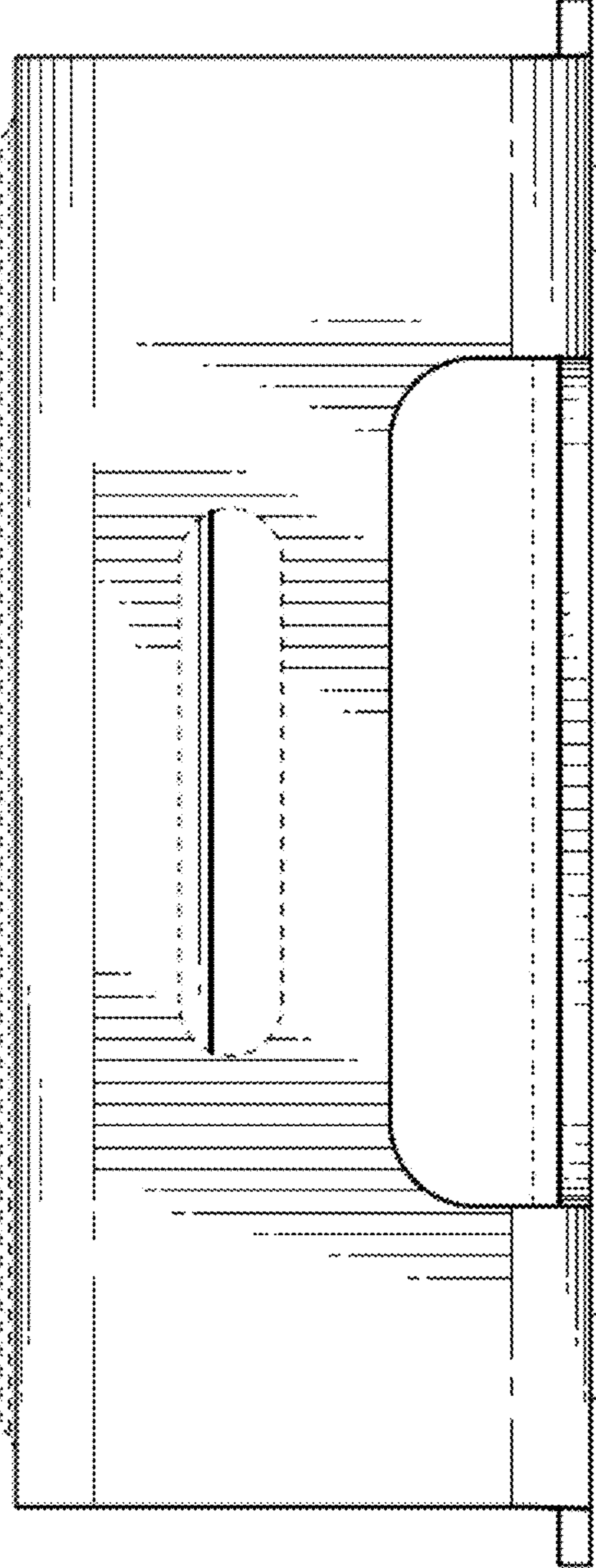


FIG. 3




FIG. 4




FIG. 5

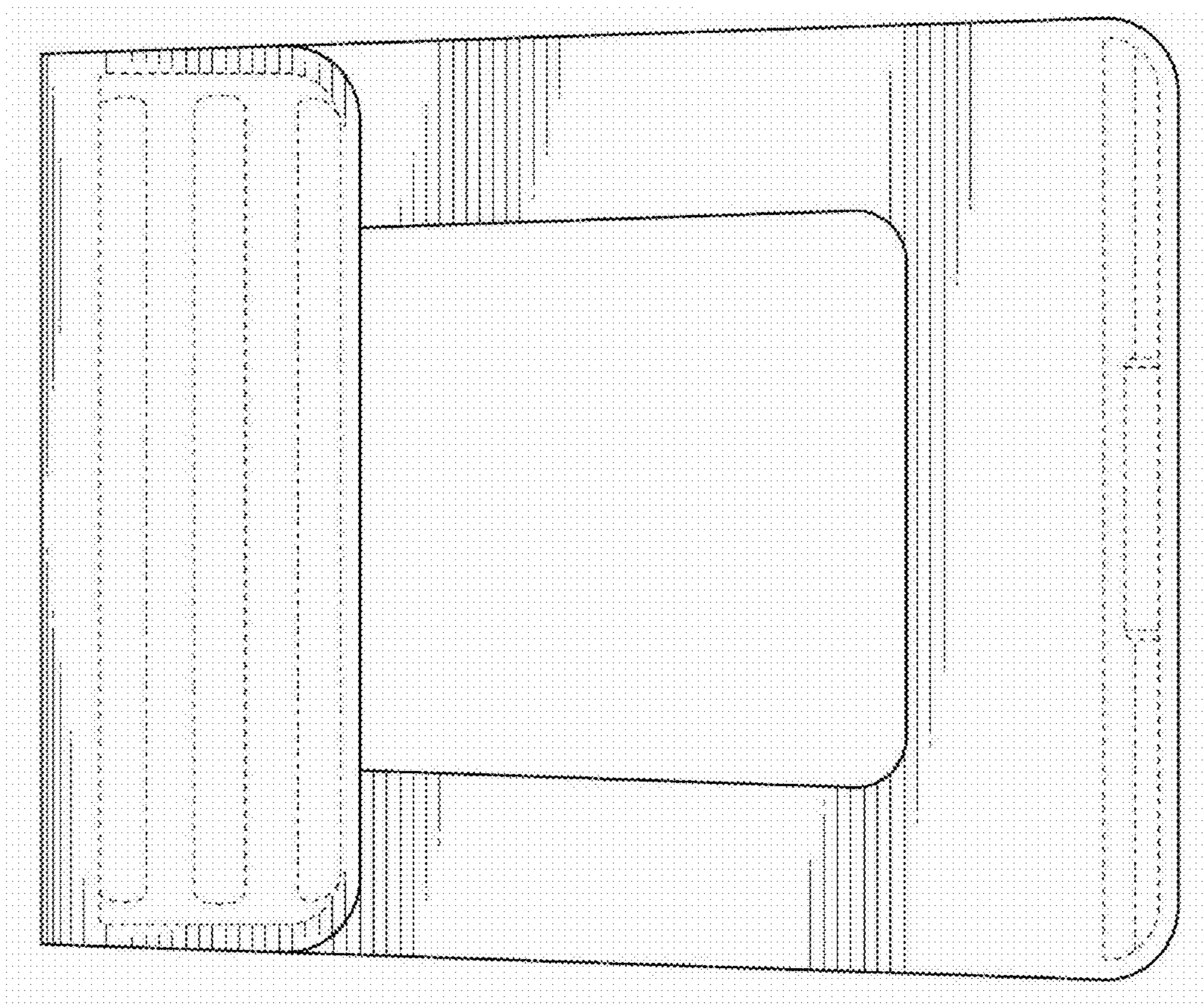


FIG. 6

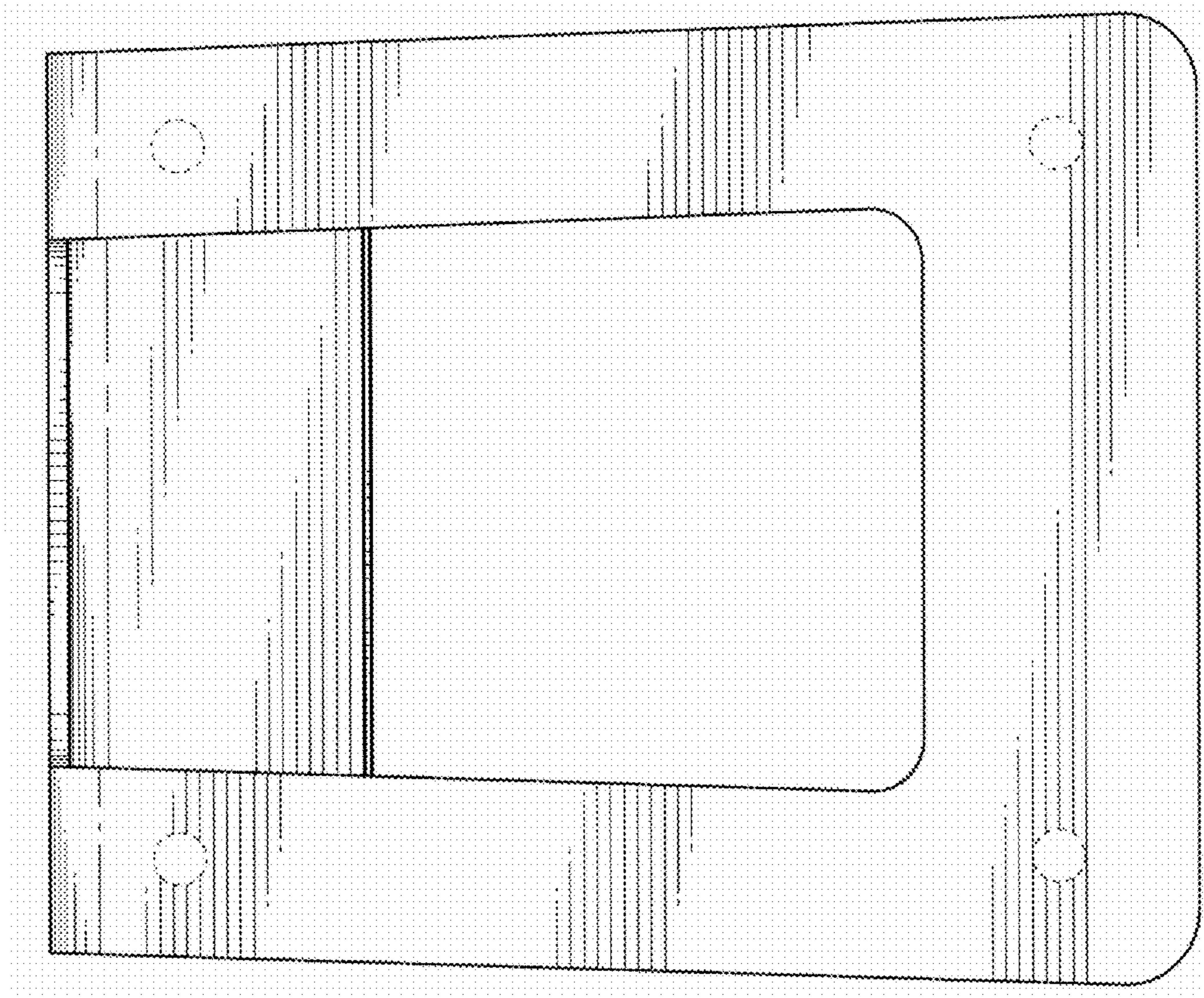


FIG. 7