



US00D767568S

(12) **United States Design Patent** (10) **Patent No.:** **US D767,568 S**
McWilliam (45) **Date of Patent:** **** Sep. 27, 2016**

(54) **WIRELESS INPUT DEVICE**

FOREIGN PATENT DOCUMENTS

(71) Applicant: **Amazon Technologies, Inc.**, Seattle, WA (US)

JP 2004327365 A * 11/2004

(72) Inventor: **Giles David Matthew McWilliam**, San Francisco, CA (US)

OTHER PUBLICATIONS

(73) Assignee: **Amazon Technologies, Inc.**, Seattle, WA (US)

Flic is a smart wireless button. digitaltrends.com. [online] 1 page. Posted Dec. 21, 2014 [retrieved on May 23, 2016]. Retrieved from Internet: http://www.digitaltrends.com/cool-tech/flic-smart-wireless-button-lets-play-music-make-calls-order-pizza/#:ZRM_hbg8IZIYNA.*

(**) Term: **14 Years**

(Continued)

(21) Appl. No.: **29/520,266**

Primary Examiner — Susan Bennett Hattan

(22) Filed: **Mar. 12, 2015**

Assistant Examiner — Marie Fast Horse

(51) **LOC (10) Cl.** **14-02**

(74) *Attorney, Agent, or Firm* — Lee & Hayes, PLLC

(52) **U.S. Cl.**

(57) **CLAIM**

USPC **D14/358**

The ornamental design for a wireless input device, as shown and described.

(58) **Field of Classification Search**

DESCRIPTION

USPC D14/300, 314, 217, 218, 348, 349, 353, D14/355, 356, 357, 358, 363–370, 383, 388, D14/432, 439, 299, 902, 480.2, 480.3, D14/480.5, 480.6, 188; D13/123, 133, 162, D13/162.1, 168, 173, 184, 199; D18/4.4; D20/99, 1, 8; D10/104.1

CPC .. G06K 19/0723; H04W 4/00; H04W 4/206; H04W 4/021; H04W 4/0241; H04W 4/005; H04W 4/22

See application file for complete search history.

FIG. 1 is a first perspective view of a wireless input device, taken from above;
FIG. 2 is a second perspective view of the wireless input device, taken from below;
FIG. 3 is a front view of the wireless input device of FIG. 1;
FIG. 4 is a back view of the wireless input device of FIG. 1;
FIG. 5 is a right-side view of the wireless input device of FIG. 1;
FIG. 6 is a left-side view of the wireless input device of FIG. 1;
FIG. 7 is a top plan view of the wireless input device of FIG. 1; and,
FIG. 8 is a bottom plan view of the wireless input device of FIG. 1.

The broken lines in the drawings depict portions of the wireless input device that form no part of the claim.

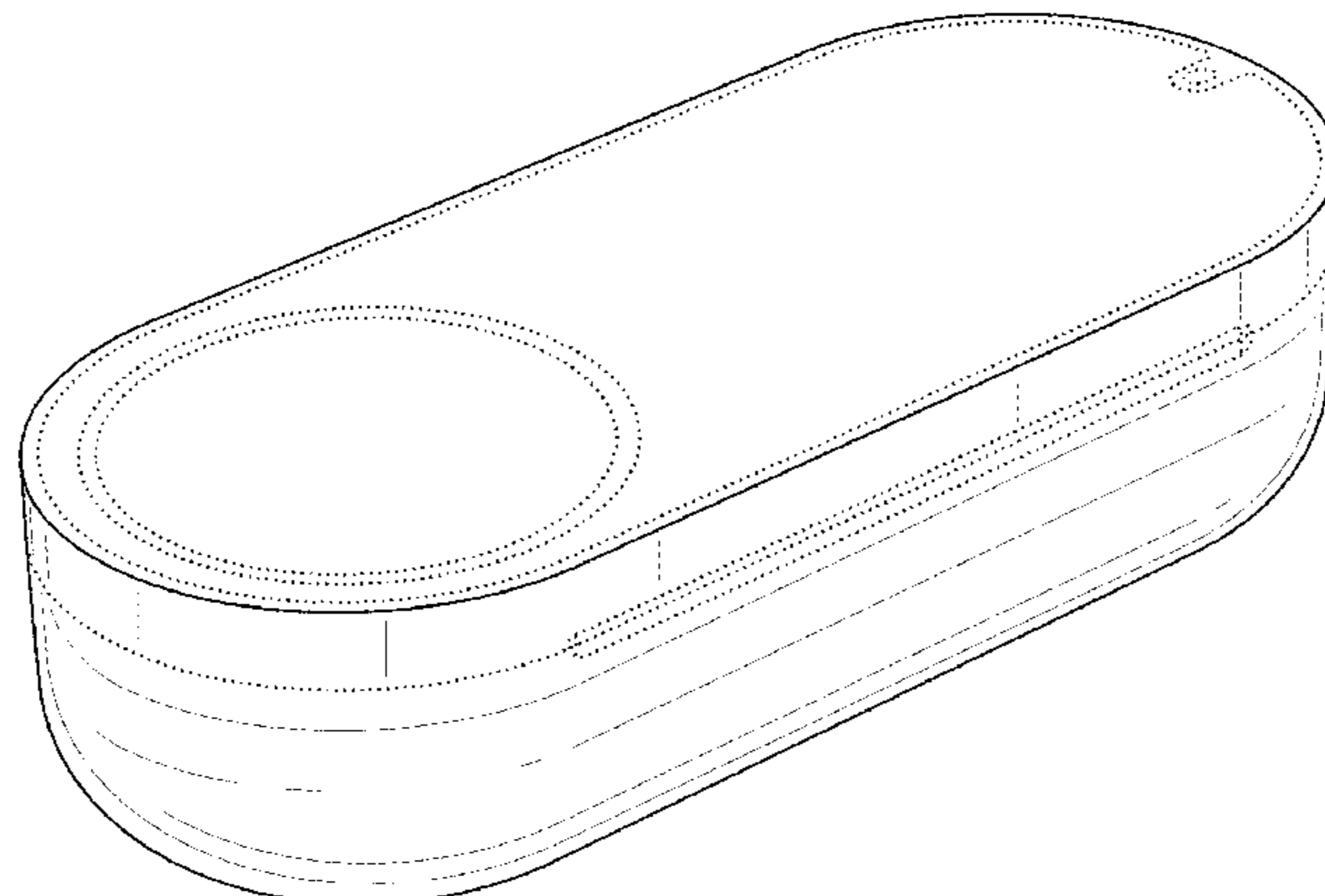
(56) **References Cited**

U.S. PATENT DOCUMENTS

D248,693 S * 7/1978 Housman D20/1
D249,294 S * 9/1978 Housman D20/1
D296,440 S * 6/1988 Smith D14/432
D338,102 S * 8/1993 McGuire D3/207
D373,318 S * 9/1996 Berch D10/106.1
D374,976 S * 10/1996 MacDonald D3/207
D379,627 S * 6/1997 Takahashi D14/171

(Continued)

1 Claim, 6 Drawing Sheets



(56)

References Cited

U.S. PATENT DOCUMENTS

D446,511 S * 8/2001 Kanno D14/167
 D479,712 S * 9/2003 Ng D14/203.3
 D481,374 S * 10/2003 Lee D14/188
 D489,704 S * 5/2004 Kim D14/188
 D490,069 S * 5/2004 Lee D14/188
 D490,070 S * 5/2004 Lee D14/188
 D490,840 S * 6/2004 Arakaki D18/4.4
 D491,161 S * 6/2004 Tang D14/188
 D500,015 S * 12/2004 Gubbe D13/168
 D502,936 S * 3/2005 Oas D14/188
 D508,511 S * 8/2005 Christou D16/202
 D520,991 S * 5/2006 Ma D14/240
 D528,027 S * 9/2006 Hung D10/86
 D534,896 S * 1/2007 Lin D14/188
 D535,284 S * 1/2007 Peng D14/188
 D548,283 S * 8/2007 George D20/8
 D548,728 S * 8/2007 Yoshiyama D14/218
 D556,197 S * 11/2007 Blankenship D14/480.6
 D556,198 S * 11/2007 Blankenship D14/480.5
 D561,703 S * 2/2008 Shimokawa D13/168
 D564,997 S * 3/2008 Tran D14/137
 D583,365 S * 12/2008 Suk D14/240
 D596,163 S * 7/2009 Madonna D14/218
 D600,228 S * 9/2009 Finney D14/138 AC
 D618,681 S * 6/2010 Richter D14/358
 D622,685 S * 8/2010 Garra D14/137
 D623,192 S * 9/2010 Peng D14/480.6
 D623,753 S * 9/2010 Saffer D14/480.5
 D624,551 S * 9/2010 Cohen D14/480.5
 D626,950 S * 11/2010 Roman D14/240
 D631,483 S * 1/2011 Nelson D14/484.1
 D633,507 S * 3/2011 Nelson D14/484.1
 D646,280 S * 10/2011 Yano D14/188
 D647,886 S * 11/2011 Kao D14/218
 D661,285 S * 6/2012 Ivaskevicius D14/230
 D667,382 S * 9/2012 Cosentino D13/168
 D671,505 S * 11/2012 Clark D13/168
 D693,332 S * 11/2013 Lee D13/168
 8,654,074 B1 * 2/2014 Auguste G06F 1/1632
 345/156
 D705,170 S * 5/2014 Diehl D13/137.1
 D705,751 S * 5/2014 Wenger D14/206
 D706,278 S * 6/2014 Fukuoka D14/480.5
 D708,974 S * 7/2014 Dauwalter, III D10/104.1
 D715,760 S * 10/2014 Kim D14/188
 D716,290 S * 10/2014 Lim D14/314
 8,965,281 B2 * 2/2015 Raisanen 455/41.2

D726,831 S * 4/2015 Lee D13/168
 D733,683 S * 7/2015 Faerber D14/215
 D743,381 S * 11/2015 Pi D14/218
 D751,527 S * 3/2016 Hinokio D14/204
 2005/0071479 A1 * 3/2005 Achlioptas G06Q 30/02
 709/228
 2011/0124383 A1 * 5/2011 Garra H04M 1/72519
 455/575.1
 2016/0094967 A1 * 3/2016 Sulaiman H04M 1/72541
 455/404.2

OTHER PUBLICATIONS

Indian Office Action mailed Dec. 11, 2015 for Indian design application No. 275571, a counterpart foreign application of design U.S. Appl. No. 29/520,266, 10 pages.
 Indian Office Action mailed Dec. 11, 2015 for Indian design application No. 275573, a counterpart foreign application of design U.S. Appl. No. 29/520,233, 10 pages.
 Indian Office Action mailed Dec. 11, 2015 for Indian design application No. 275572, a counterpart foreign application of design U.S. Appl. No. 29/520,266, 10 pages.
 Indian Office Action mailed Dec. 11, 2015 for Indian design application No. 275574, a counterpart foreign application of design U.S. Appl. No. 29/520,233, 10 pages.
 Indian Office Action mailed Dec. 1, 2015 for Indian design application No. 275575, a counterpart foreign application of design U.S. Appl. No. 29/520,259, 8 pages.
 Indian Office Action mailed Dec. 11, 2015 for Indian design application No. 275576, a counterpart foreign application of design U.S. Appl. No. 29/520,259, 8 pages.
 Japanese Office Action mailed Feb. 26, 2016 for Japanese Design Application No. 2015-20207, a counterpart foreign application of design U.S. Appl. No. 29/520,266, 4 pages.
 Japanese Office Action mailed Feb. 26, 2016 for Japanese Design Application No. 2015-20205, a counterpart foreign application of design U.S. Appl. No. 29/520,233, 4 pages.
 Canadian Office Action mailed Dec. 22, 2015 for Canadian Patent Application No. 164293, a counterpart foreign application of U.S. Appl. No. 29/520,259, 2 pages.
 Canadian Office Action mailed Dec. 22, 2015 for Canadian Patent Application No. 164295, a counterpart foreign application of U.S. Appl. No. 29/520,266, 2 pages.
 Canadian Office Action mailed Dec. 22, 2015 for Canadian Patent Application No. 164294, a counterpart foreign application of U.S. Appl. No. 29/520,233, 2 pages.

* cited by examiner

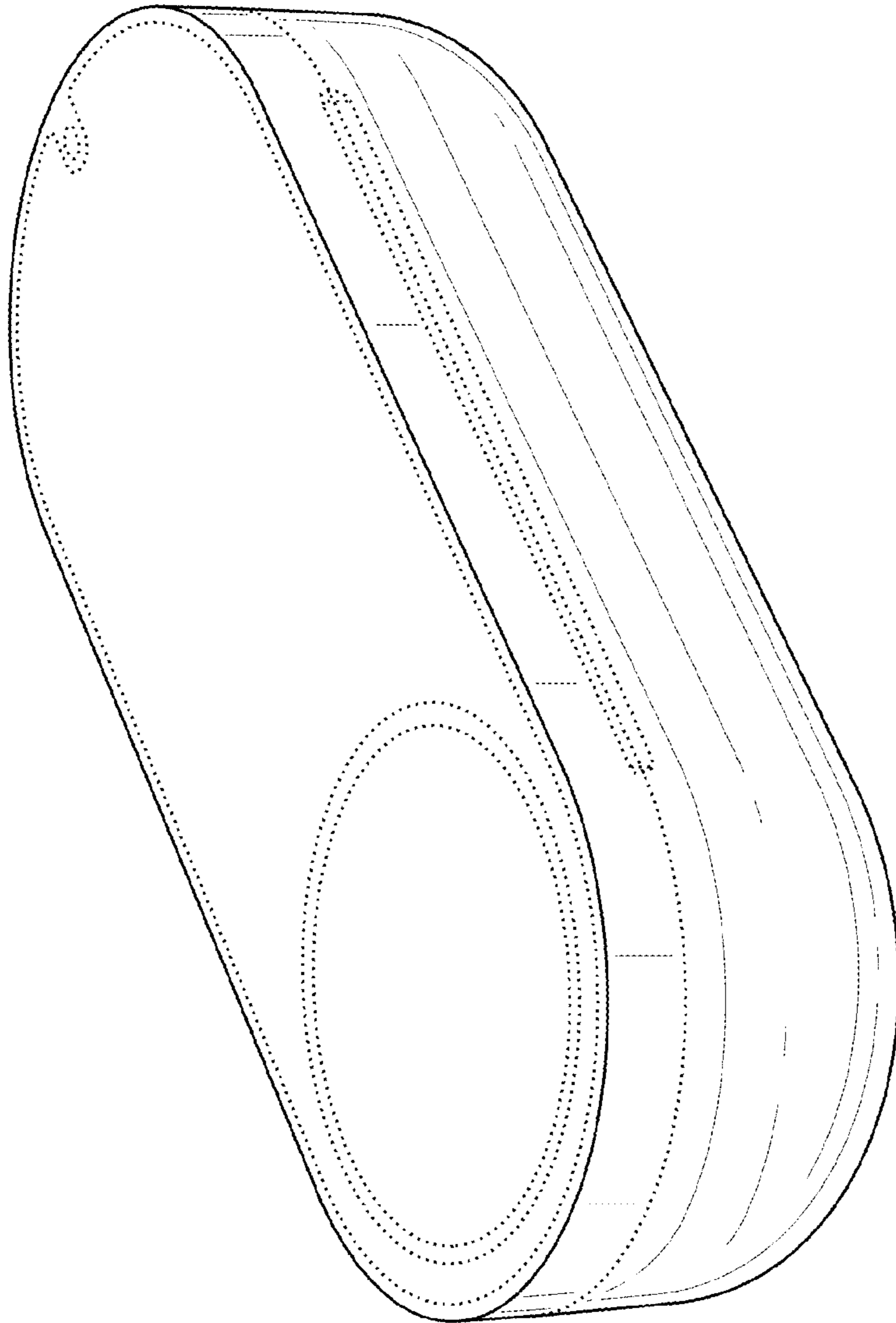


FIG. 1

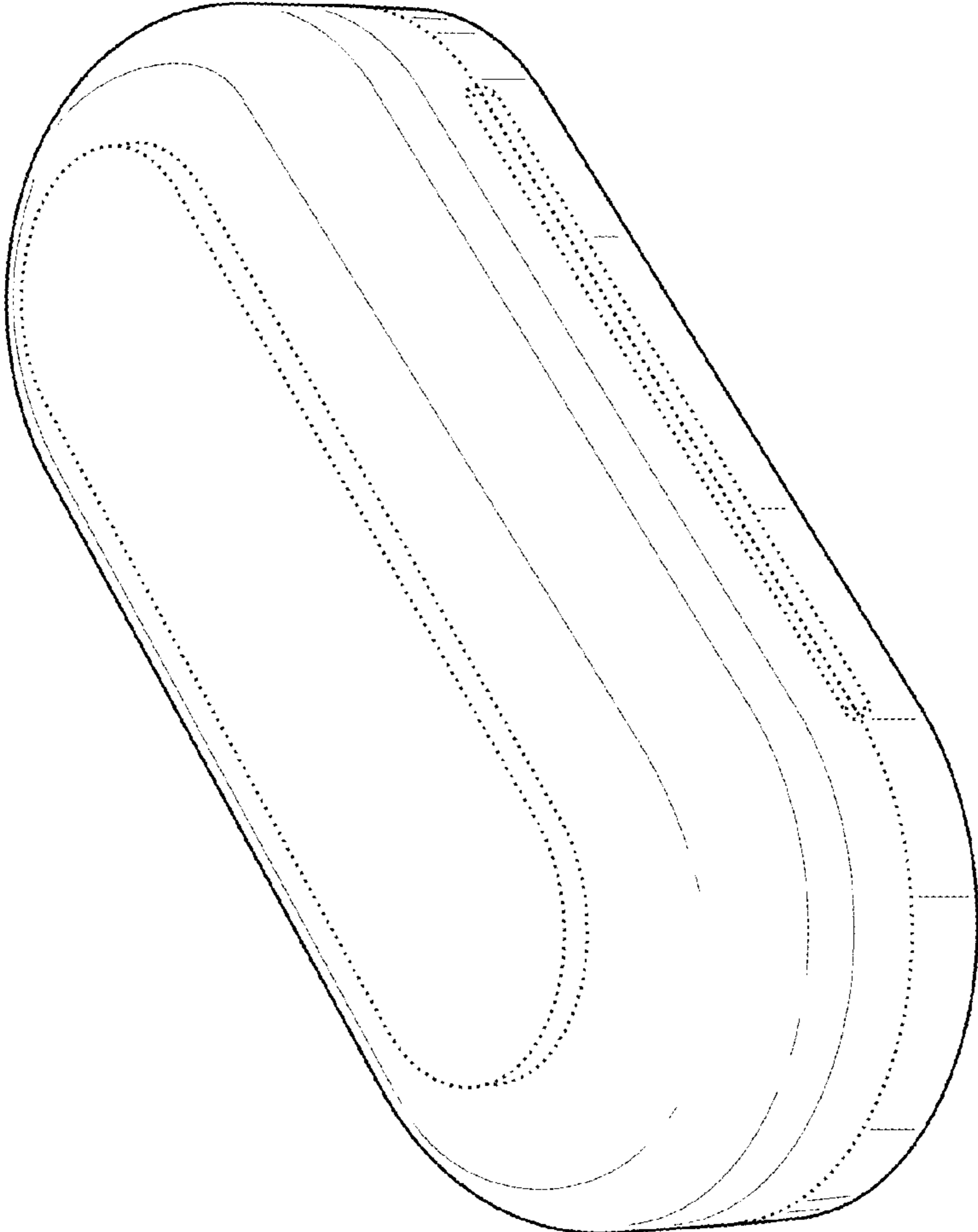


FIG. 2

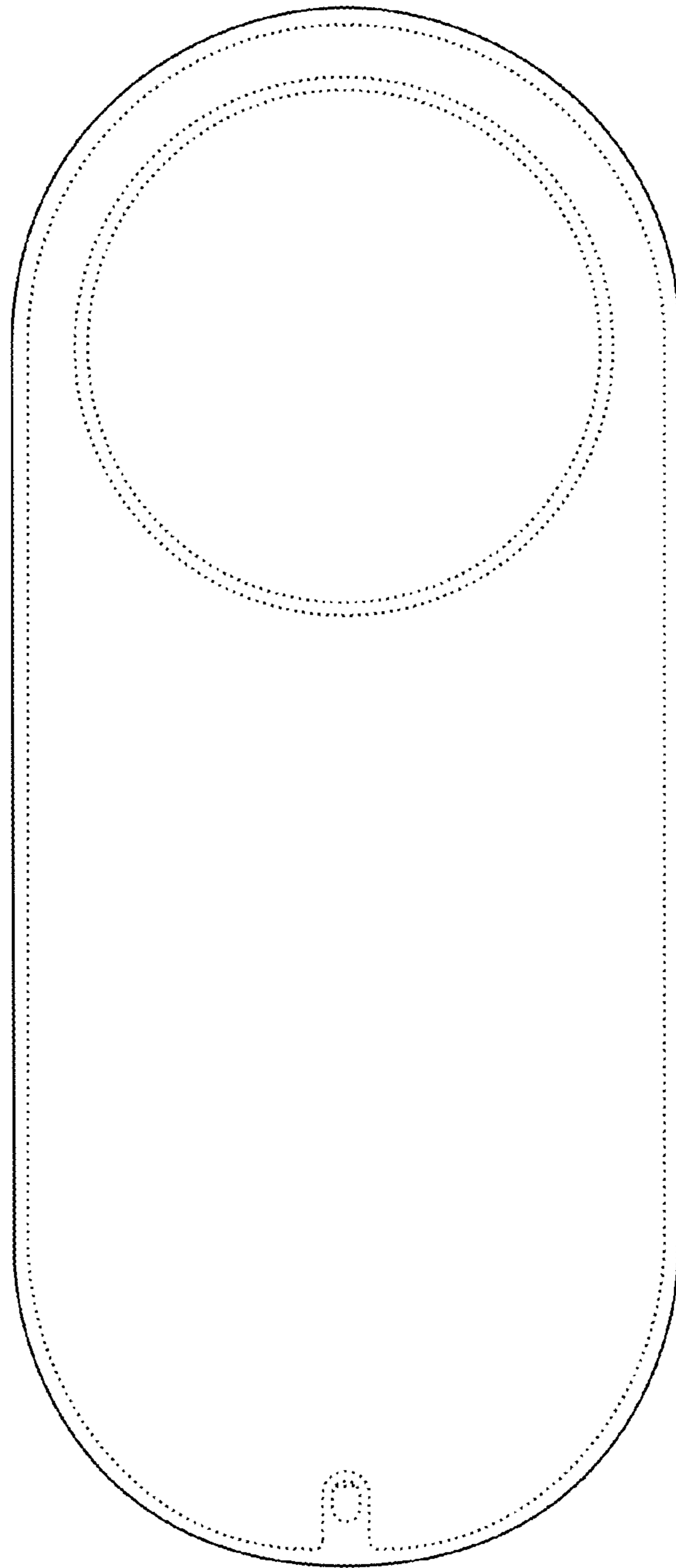


FIG. 3




FIG. 4




FIG. 5




FIG. 6

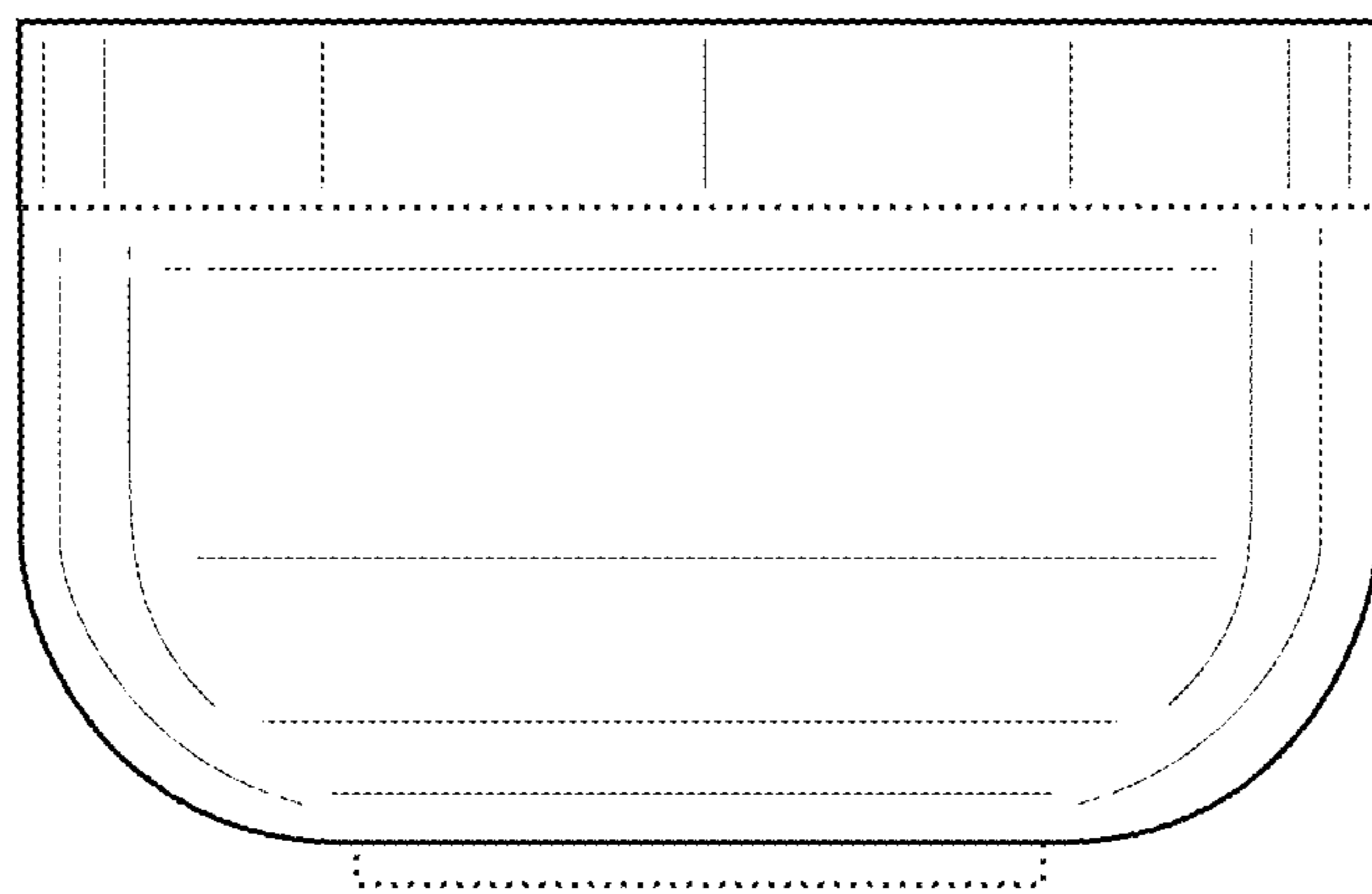


FIG. 7

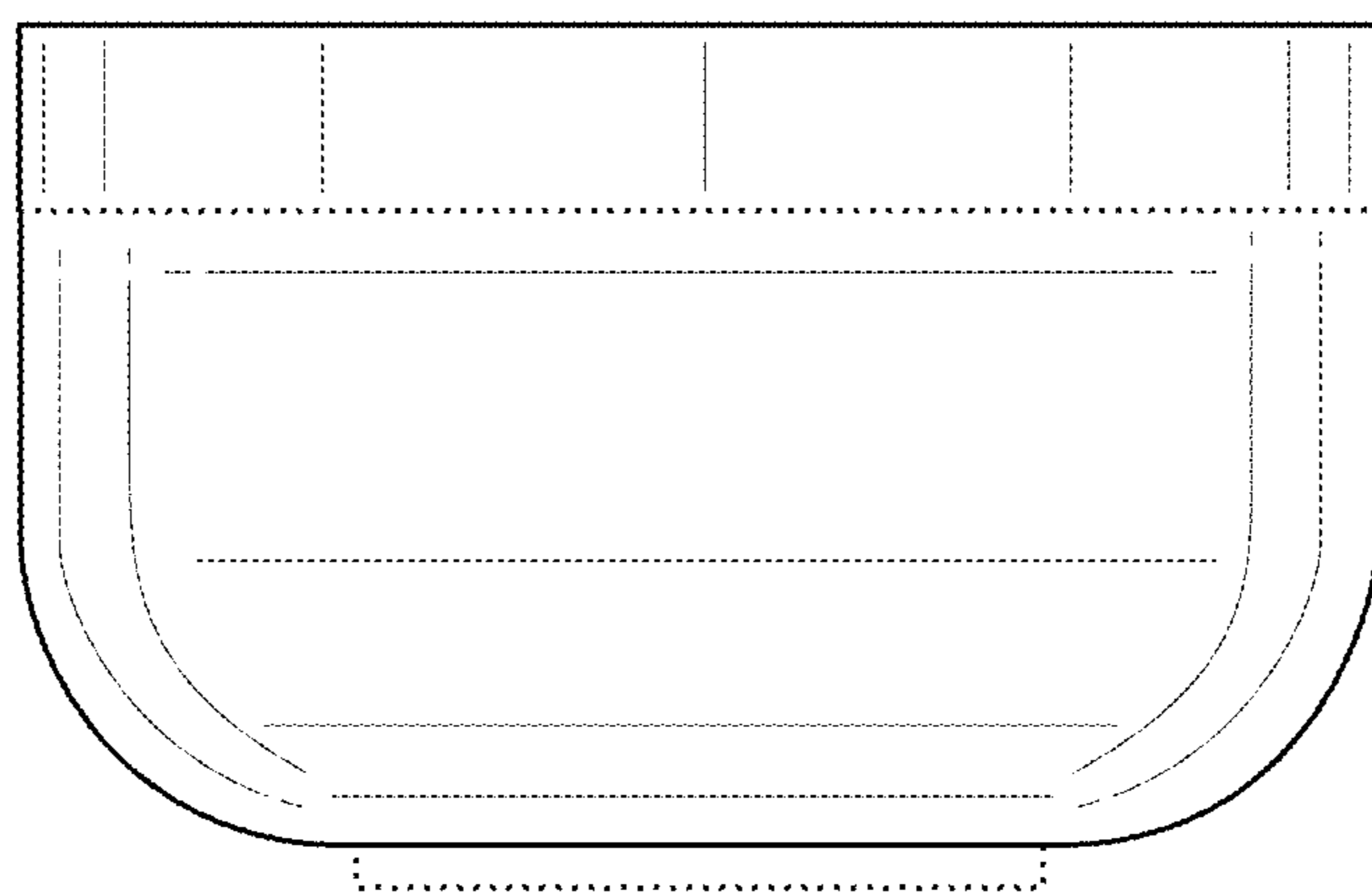


FIG. 8